

US00D504238S

(12) **United States Design Patent**
Mohundro

(10) **Patent No.:** **US D504,238 S**

(45) **Date of Patent:** **** Apr. 26, 2005**

(54) **MIRROR (16)**

D458,035 S * 6/2002 O'Hare et al. D6/300

(75) **Inventor:** **James Glenn Mohundro, Taichung (TW)**

OTHER PUBLICATIONS

America of Martinsville, "Tiffany" line, 1982, p. 8, #2204-216.*

(73) **Assignee:** **Pacific Marketing International (H.K.), Ltd., Taichung (TW)**

* cited by examiner

(**) **Term:** **14 Years**

Primary Examiner—Janice E. Seeger

Assistant Examiner—Sydney R. Buffalow

(21) **Appl. No.:** **29/203,371**

(74) *Attorney, Agent, or Firm*—Rosenberg, Klein & Lee

(22) **Filed:** **Apr. 14, 2004**

(57) **CLAIM**

(51) **LOC (7) Cl.** **06-07**

The ornamental design for a mirror (16), as shown and described.

(52) **U.S. Cl.** **D6/309**

(58) **Field of Search** D6/300-314, 444;
248/466-467; 40/700, 711, 735, 714-716,
719-722, 738, 744, 745, 754, 765, 768,
769, 790, 798, 597; D20/29-32, 10; D11/131,
134, 135, 133; 359/838, 871, 872

DESCRIPTION

FIG. 1 is a front-bottom perspective view of a mirror (16), showing my new design;

FIG. 2 is a front elevational view thereof;

FIG. 3 is a rear elevational view thereof;

FIG. 4 is a left elevational view thereof; and

FIG. 5 is a right elevational view thereof;

FIG. 6 is a top plan view thereof; and,

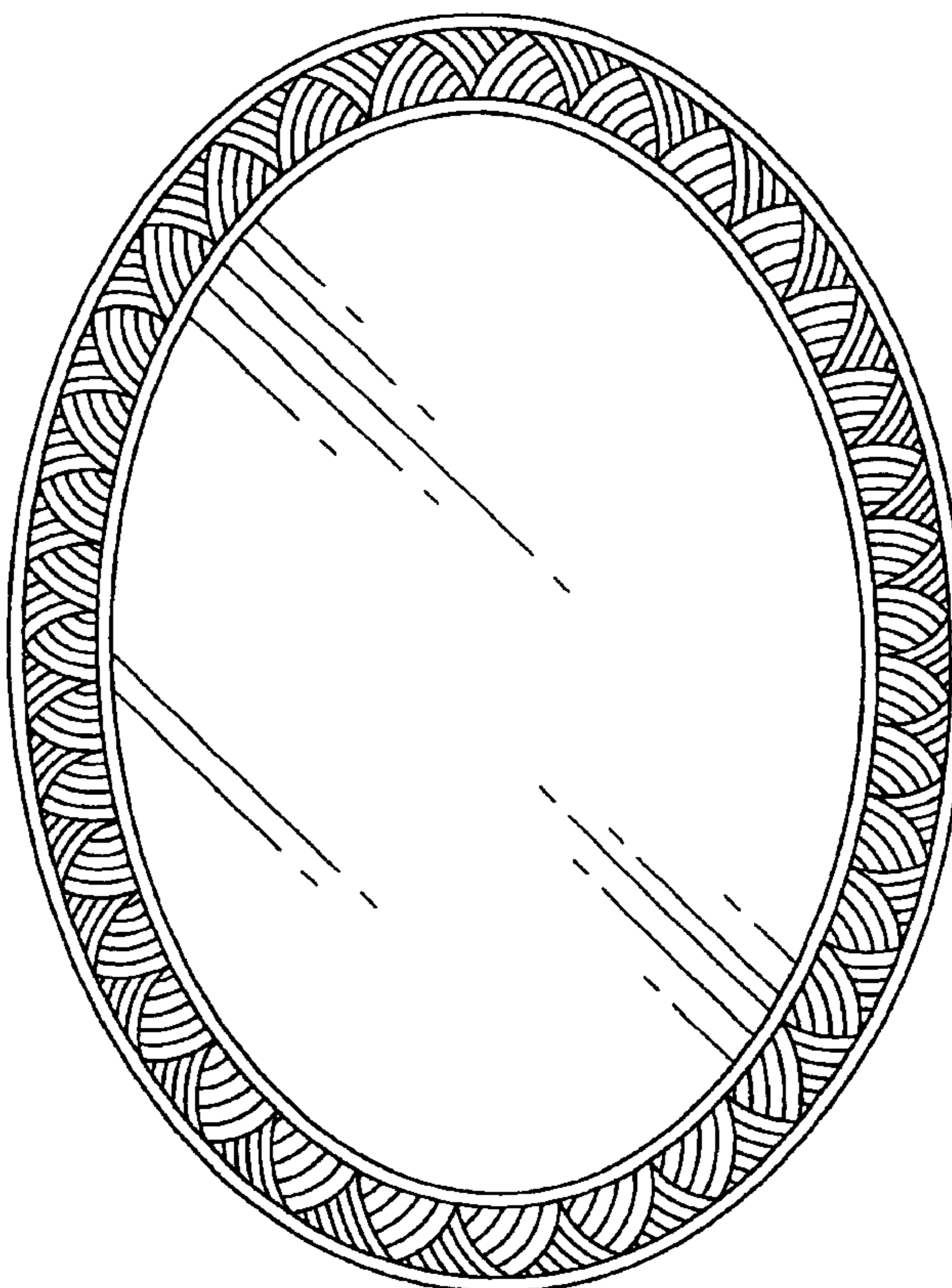
FIG. 7 is a bottom plan view thereof.

(56) **References Cited**

U.S. PATENT DOCUMENTS

311,772 A	*	2/1885	McLoughlin	40/798
D194,827 S	*	3/1963	Debeh	D6/309
D337,892 S	*	8/1993	Thieblot	D6/309
D365,689 S	*	1/1996	Ramirez	D6/309

1 Claim, 5 Drawing Sheets



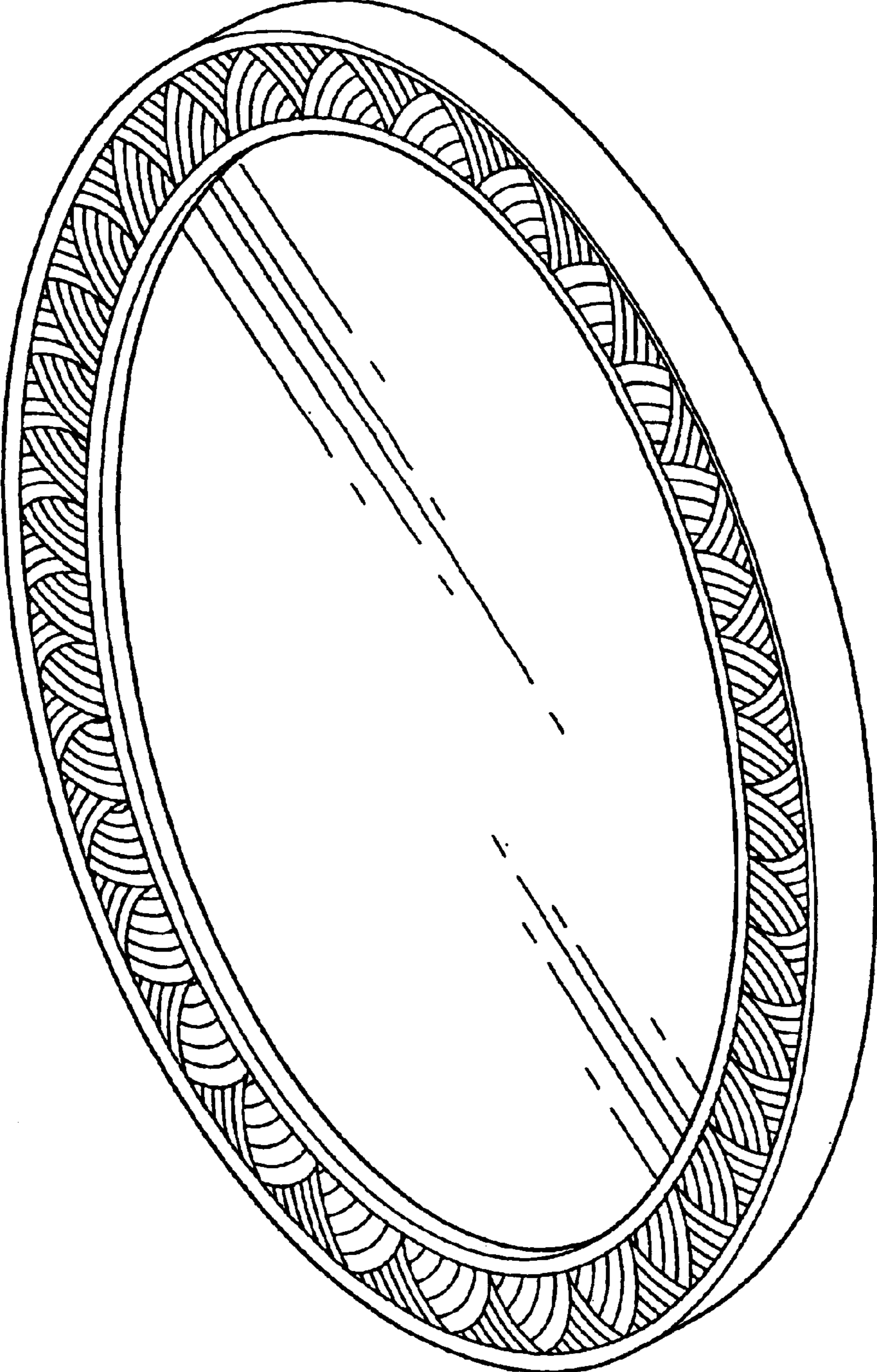


FIG.1

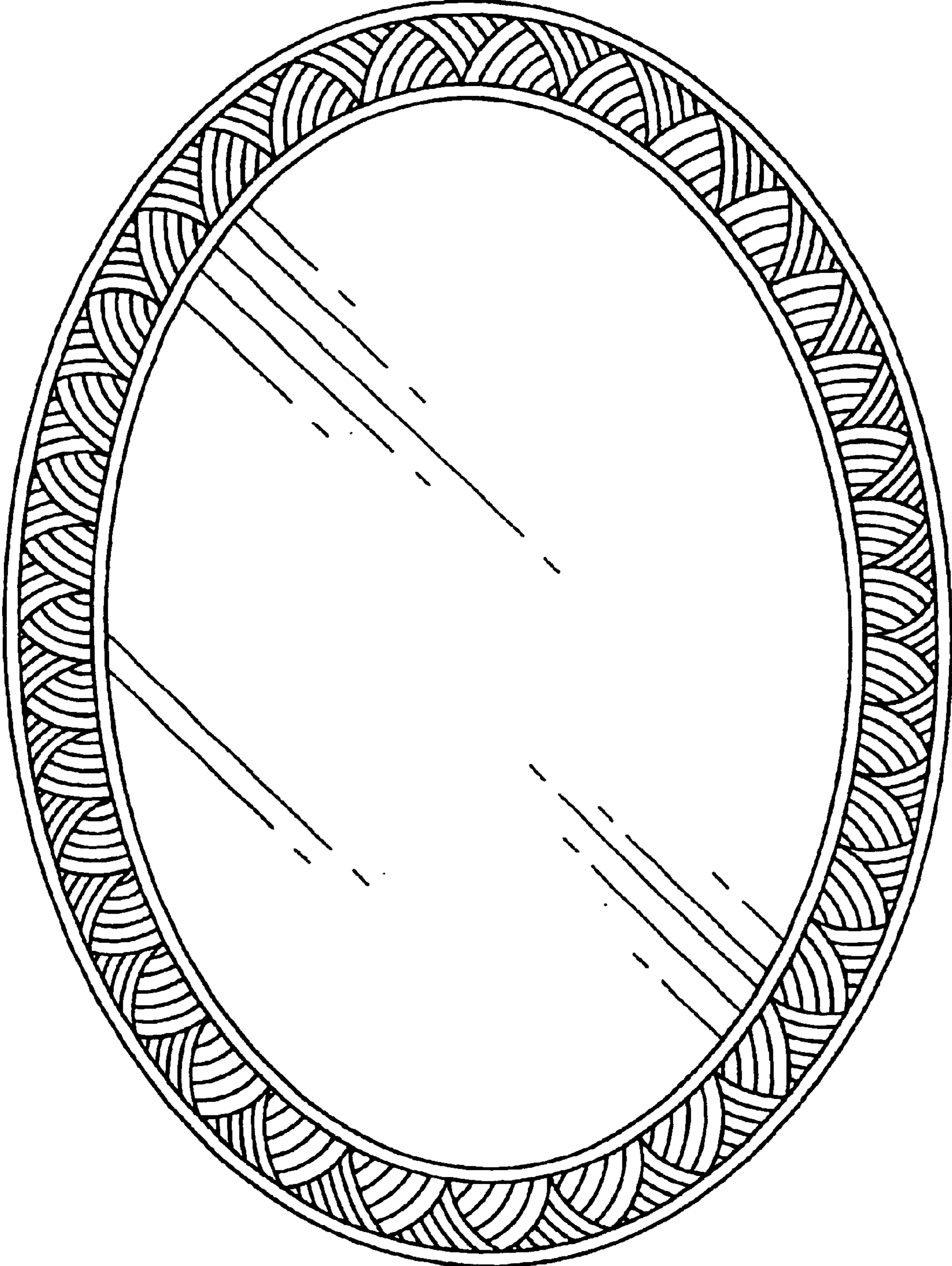


FIG.2

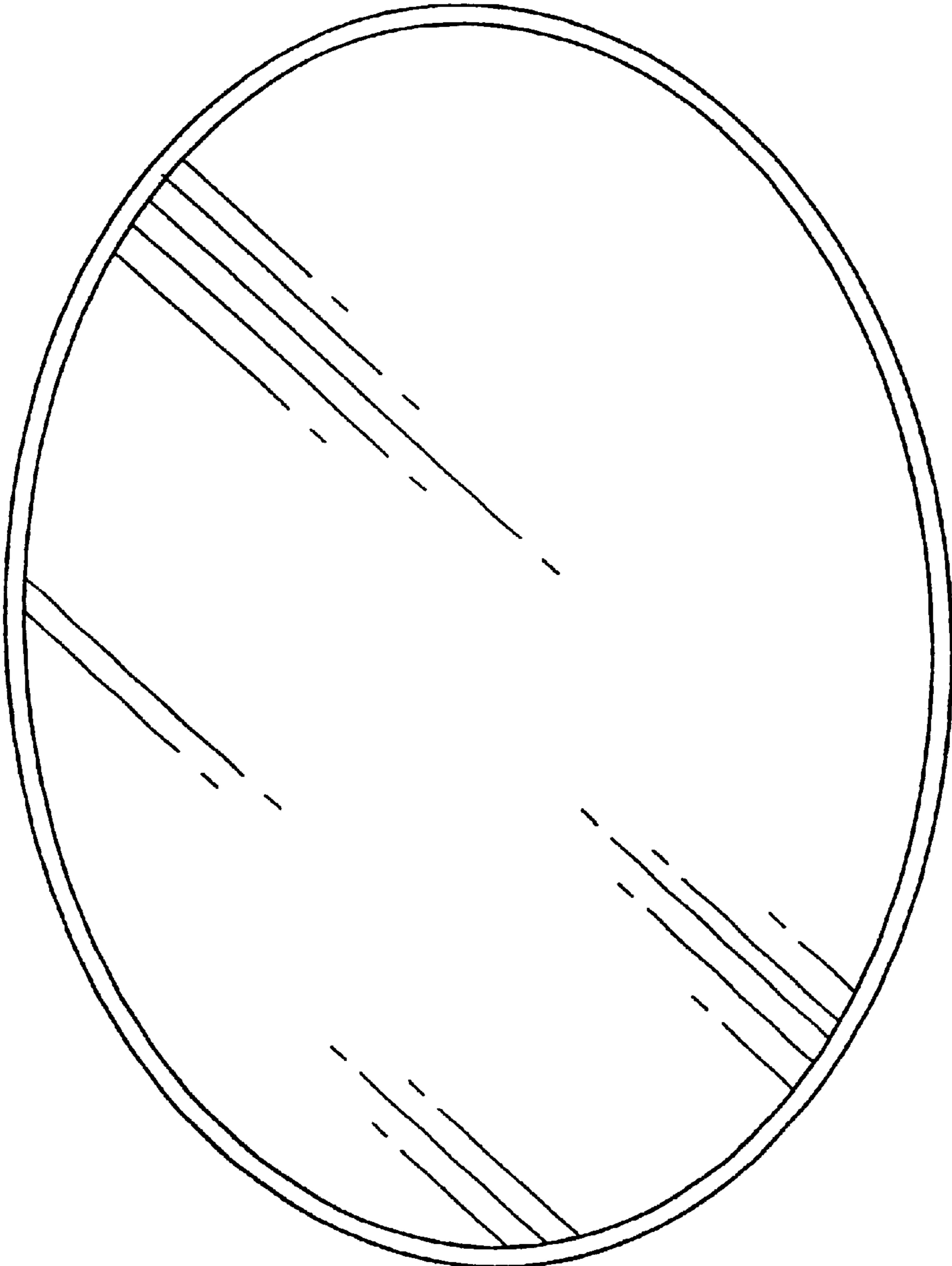


FIG.3

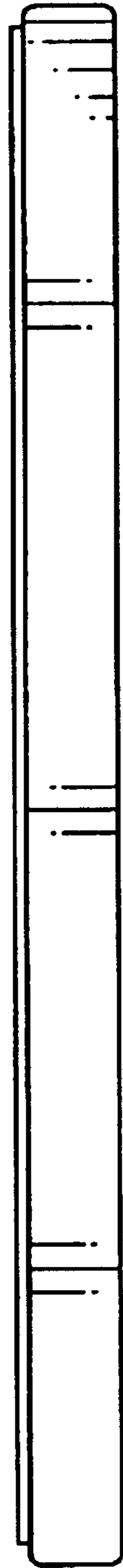


FIG. 4



FIG. 5



FIG. 6



FIG. 7