

US00D504225S

(12) **United States Design Patent**
Giaquinto

(10) **Patent No.:** **US D504,225 S**

(45) **Date of Patent:** **** Apr. 26, 2005**

(54) **PORTABLE POCKET**

D377,267 S * 1/1997 DiPietro D3/265
D398,445 S * 9/1998 Smith D3/226

(76) **Inventor:** **Marc Giaquinto**, 22 High Ridge Rd.,
Ellington, CT (US) 06029

* cited by examiner

(**) **Term:** **14 Years**

Primary Examiner—Catherine R. Oliver
(74) *Attorney, Agent, or Firm*—McCormick, Paulding &
Huber LLP

(21) **Appl. No.:** **29/204,987**

(22) **Filed:** **May 7, 2004**

(57) **CLAIM**

(51) **LOC (7) Cl.** **03-01**

The ornamental design for a portable pocket, as shown and described.

(52) **U.S. Cl.** **D3/226**

(58) **Field of Search** D3/226, 201, 215,
D3/224–228, 232–233, 245–246, 303, 265;
224/240, 245, 222, 236; 190/190, 900

DESCRIPTION

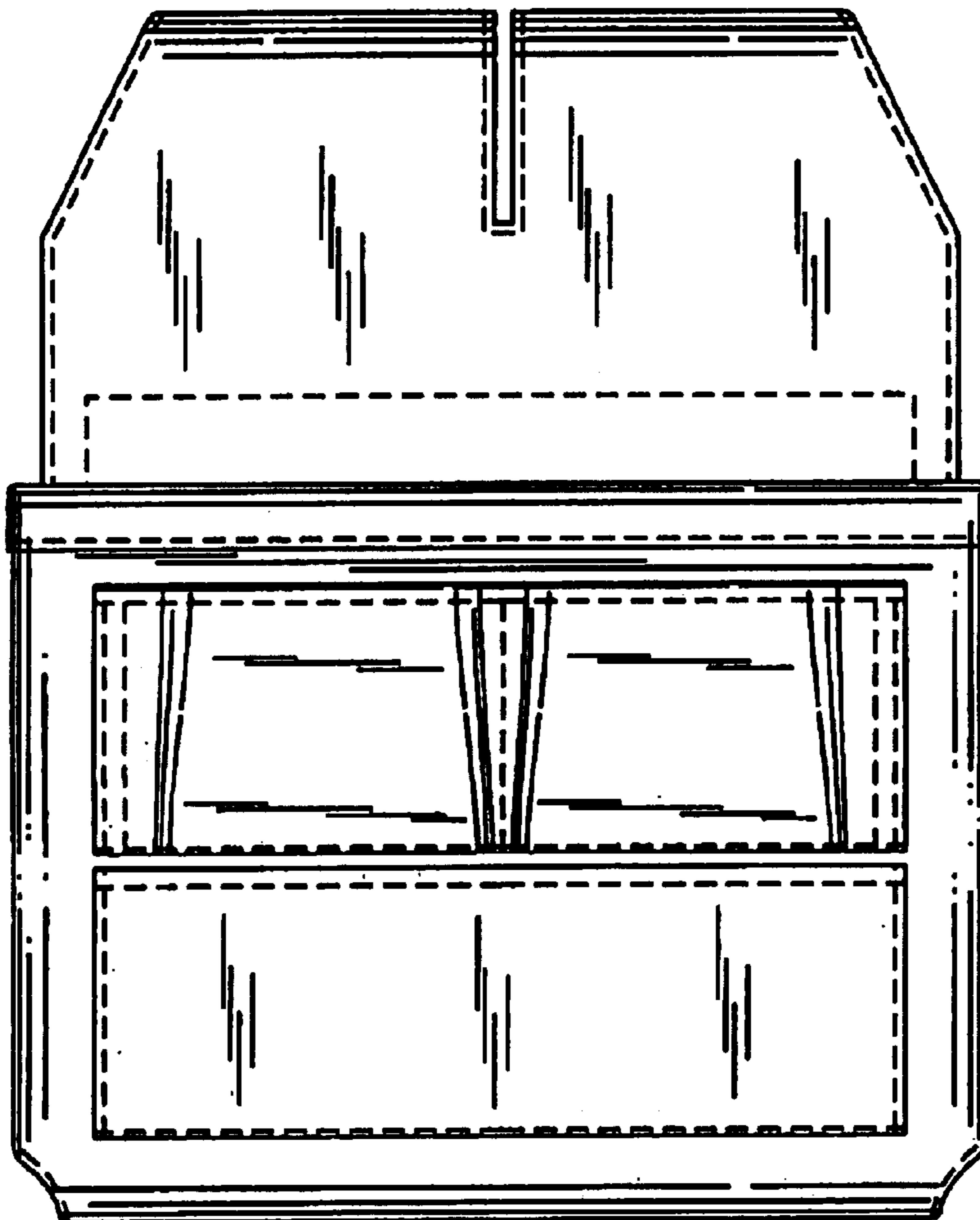
FIG. 1 is a front view of the portable pocket showing my new design;
FIG. 2 is a rear view of the portable pocket of FIG. 1;
FIG. 3 is a side view of the portable pocket of FIG. 1;
FIG. 4 is a top view of the portable pocket of FIG. 1; and,
FIG. 5 is a bottom view of the portable pocket of FIG. 1.

(56) **References Cited**

U.S. PATENT DOCUMENTS

4,139,914 A * 2/1979 Tarr 224/240
D264,265 S * 5/1982 Trigere D3/226
D351,279 S * 10/1994 Montgomery D3/215

1 Claim, 2 Drawing Sheets



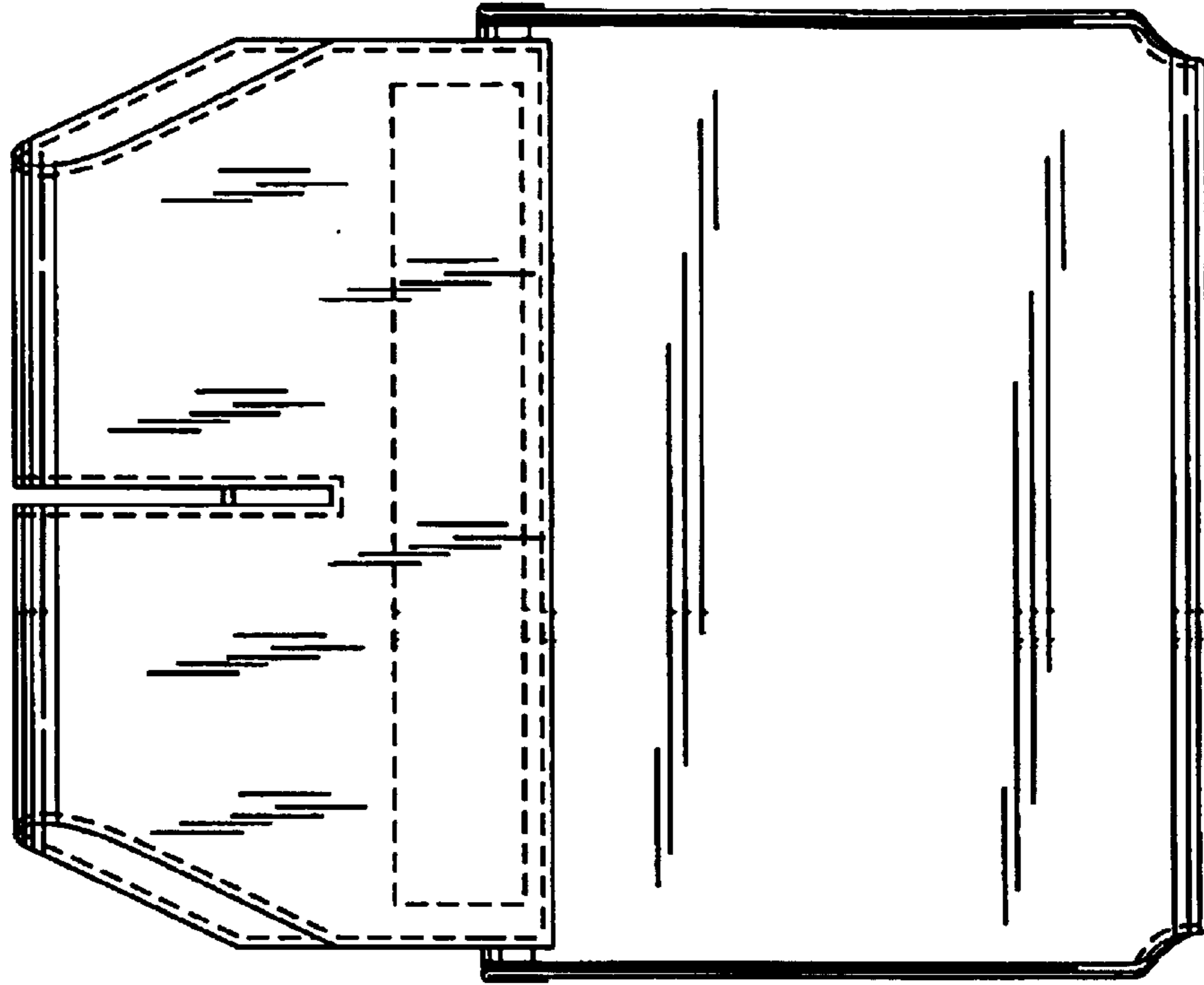


FIG. 2

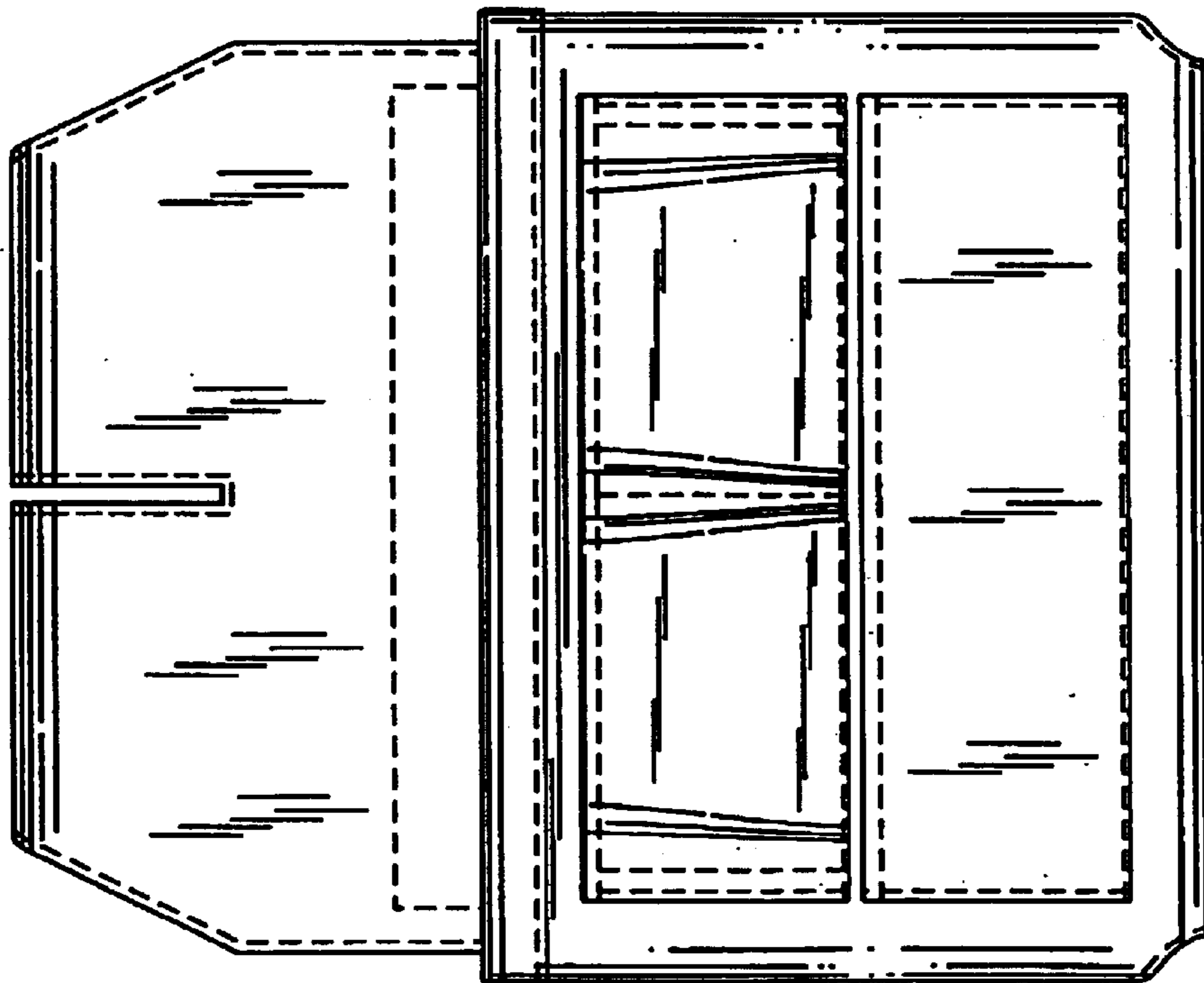


FIG. 1




FIG. 3

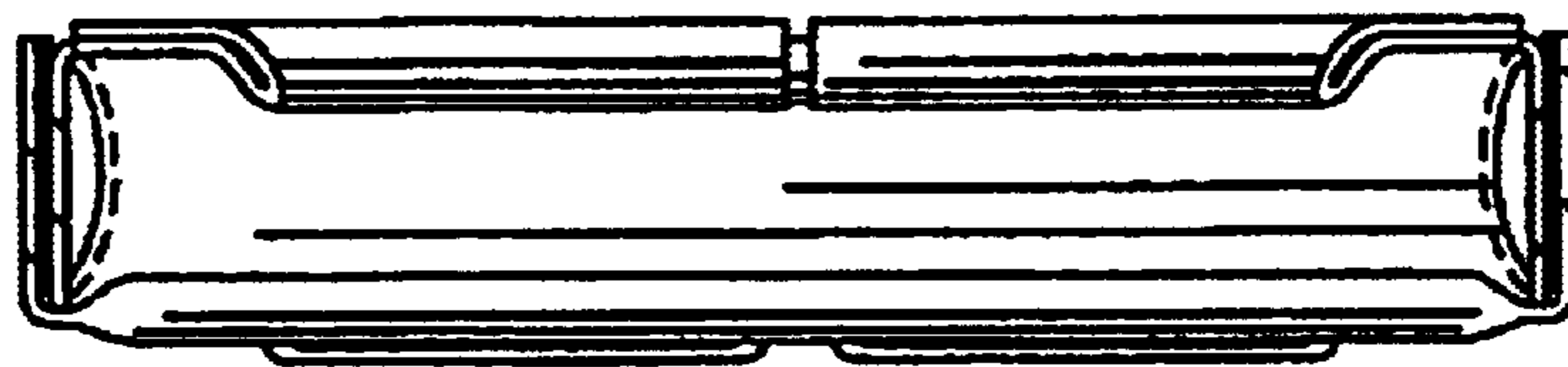


FIG. 4




FIG. 5