

US00D504224S

(12) **United States Design Patent** (10) **Patent No.:** **US D504,224 S**  
**Sexson** (45) **Date of Patent:** **\*\* Apr. 26, 2005**

(54) **CELL PHONE HOLDER**

(76) Inventor: **Sharon E. Sexson**, 11015 S. Urbana Ave., Tulsa, OK (US) 74137

(\*\*) Term: **14 Years**

(21) Appl. No.: **29/203,066**

(22) Filed: **Apr. 8, 2004**

(51) **LOC (7) Cl.** ..... **03-01**

(52) **U.S. Cl.** ..... **D3/218**

(58) **Field of Search** ..... D3/218, 215; 224/219, 224/222, 267, 164-165, 221, 930; D10/30-33; 40/665

(56) **References Cited**

**U.S. PATENT DOCUMENTS**

D240,368 S	*	6/1976	Button	.....	224/164
D464,792 S	*	10/2002	Brown	.....	D3/215
6,474,520 B1	*	11/2002	Finkelstein	.....	224/267
D496,155 S	*	9/2004	Londono	.....	D3/215

\* cited by examiner

*Primary Examiner*—Catherine R. Oliver  
(74) *Attorney, Agent, or Firm*—Gable & Gotwals; Paul H. Johnson

(57) **CLAIM**

The ornamental design for a cell phone holder, as shown and described.

**DESCRIPTION**

FIG. 1 is a right side elevational view of my design showing my cell phone holder. The left side elevational view is a mirror image of the side shown.

FIG. 2 is a top plan view of my design.

FIG. 3 is a bottom plan view of my design.

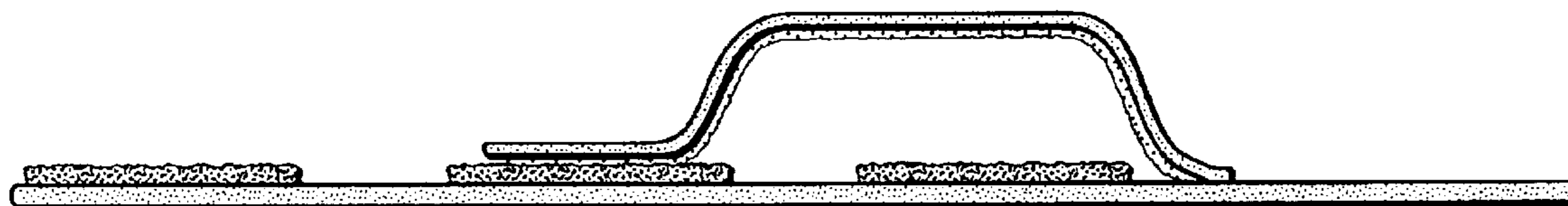
FIG. 4 is an elevation view of one end of my design.


FIG. 5 is an elevation view of the opposite end of my design; and,

FIG. 6 is a perspective view of my design shown in use.

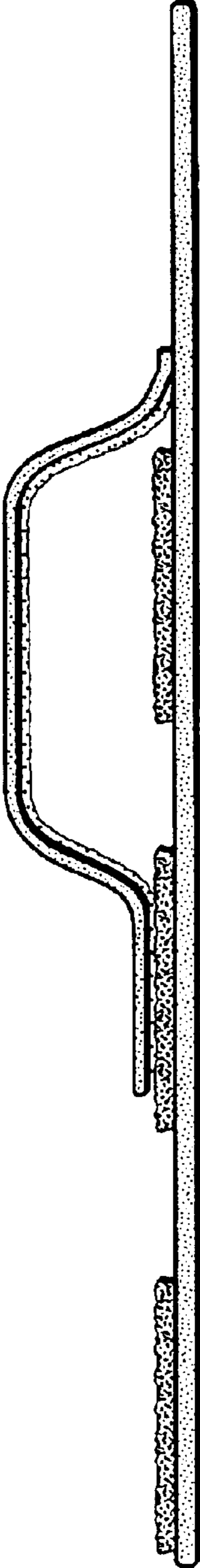
The broken line showing of environment in the drawings is for illustrative purposes only and forms no part of the claimed design.

**1 Claim, 2 Drawing Sheets**

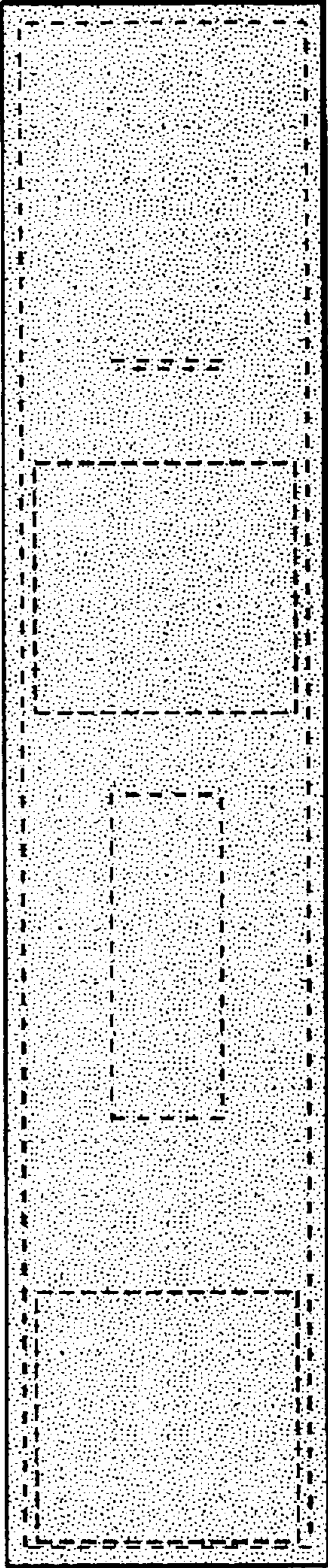




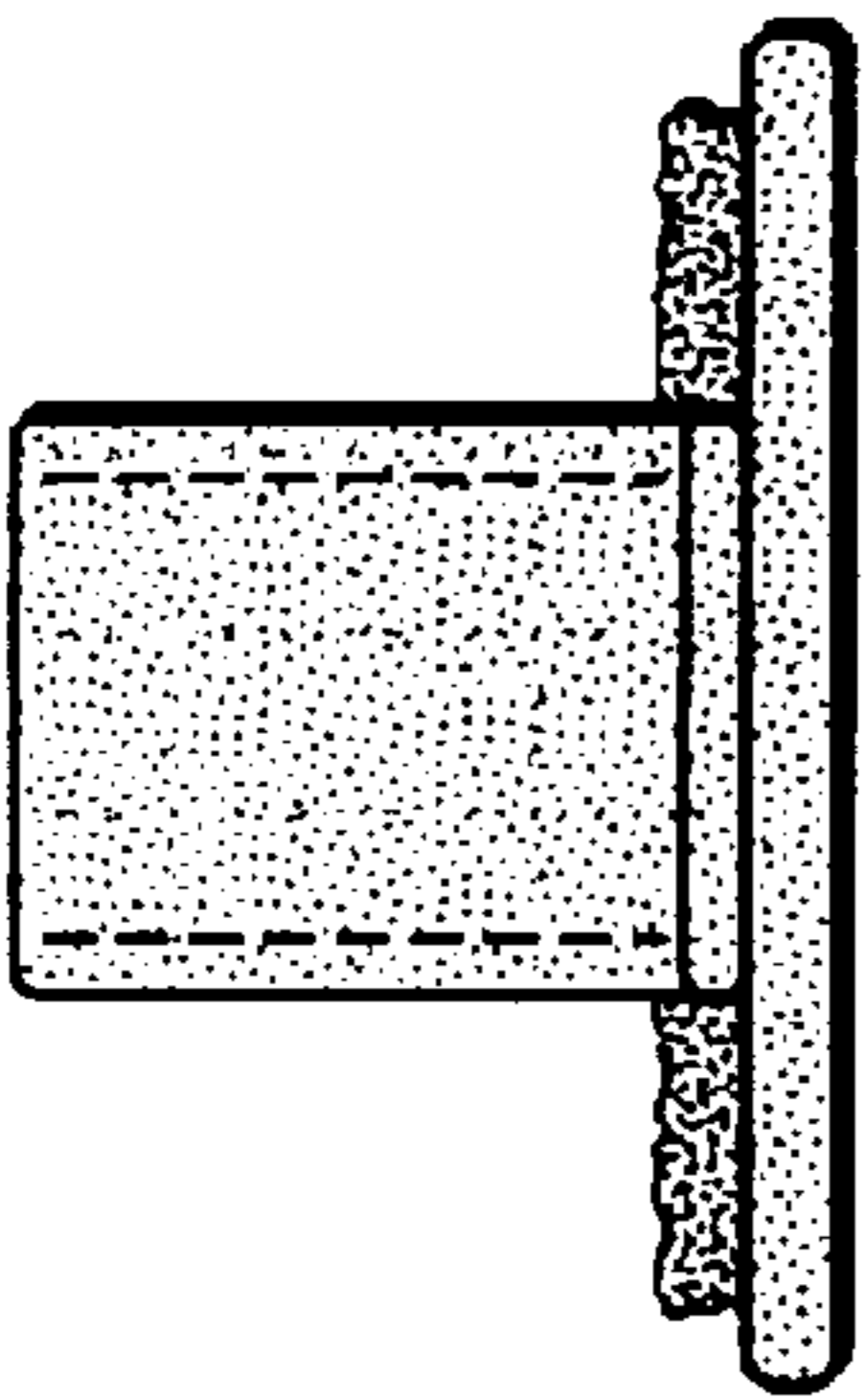
*Fig. 2*



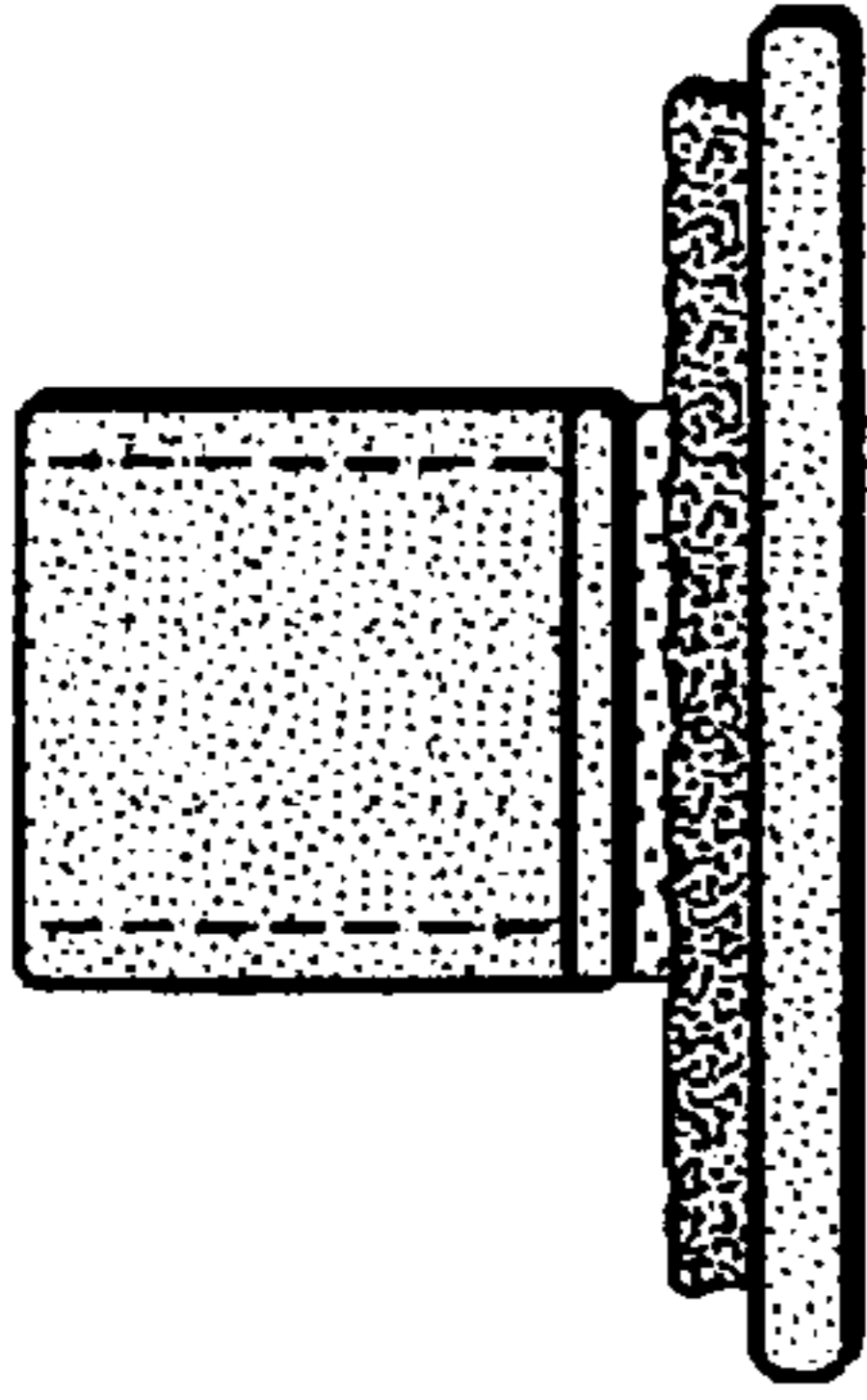
*Fig. 1*



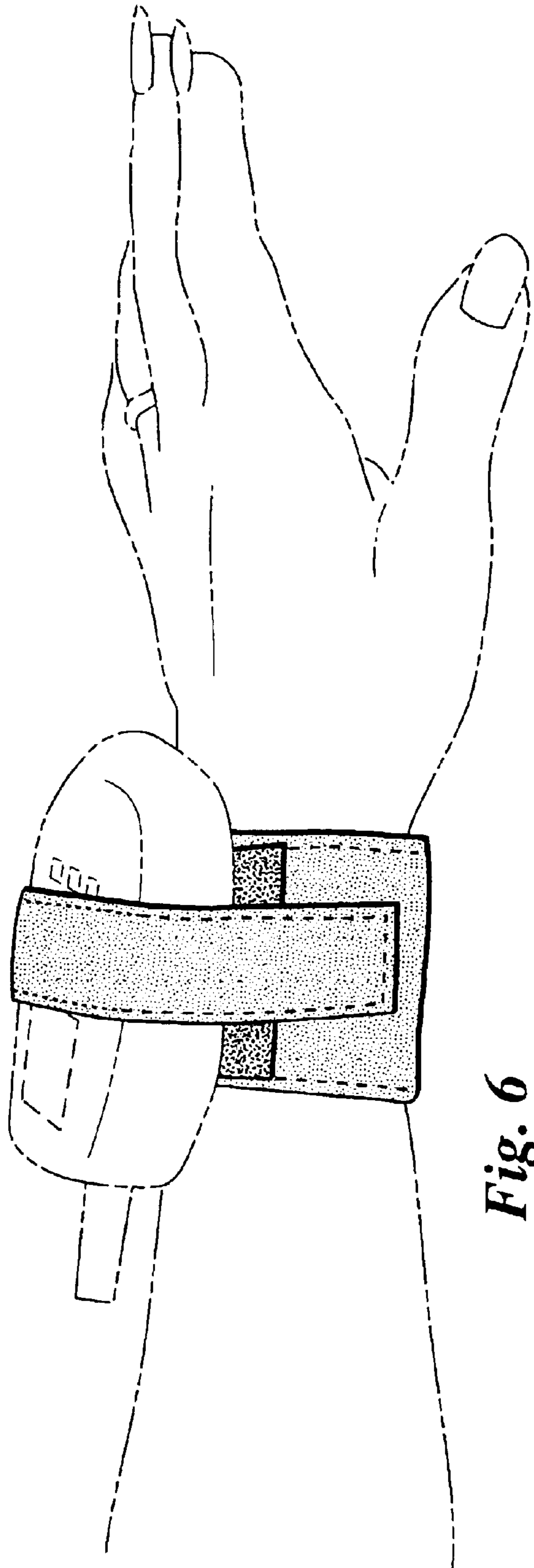
*Fig. 3*



*Fig. 4*



*Fig. 5*



*Fig. 6*