

US00D504220S

(12) **United States Design Patent**
Gerber

(10) **Patent No.: US D504,220 S**

(45) **Date of Patent: ** Apr. 26, 2005**

(54) **SIDE ELEMENT OF A SHOE UPPER**

(75) Inventor: **Clifford Bruce Gerber**, Linn, OR (US)

(73) Assignee: **Nike, Inc.**, Beaverton, OR (US)

(**) Term: **14 Years**

(21) Appl. No.: **29/208,530**

(22) Filed: **Jun. 30, 2004**

(51) **LOC (7) Cl. 02-99**

(52) **U.S. Cl. D2/972**

(58) **Field of Search** D2/902, 907, 908,
D2/943, 944, 969, 972-973, 977; 36/45,
50.1, 77 M, 77 R, 83, 88, 113, 114, 126-130

(56) **References Cited**

U.S. PATENT DOCUMENTS

599,491 A	2/1898	Cammeyer
D49,212 S	6/1916	Hincks
D51,535 S	12/1917	Blum
1,533,668 A	4/1925	Smith
1,583,274 A	5/1926	Bostock
D70,672 S	7/1926	Hoffman
D77,932 S	3/1929	Blum
1,889,275 A	11/1932	Domahoski
1,909,645 A	5/1933	Wiesner
2,389,554 A	11/1945	Schwartz
D151,304 S	10/1948	Walsh
3,226,849 A	1/1966	Rosen
D260,447 S	9/1981	Greenblatt et al.
D282,310 S	1/1986	Valori
D296,032 S	6/1988	Valori
D310,292 S	9/1990	Selbiger
D347,107 S	5/1994	Adams
D350,219 S	9/1994	Vitrac
D357,793 S	5/1995	Loader

D391,071 S	*	2/1998	Blakeslee	D2/972
D393,142 S		4/1998	Brown		
D467,722 S	*	12/2002	Wahoske	D2/972
D493,611 S	*	8/2004	Chen	D2/969
D494,751 S	*	8/2004	Magro	D2/969

OTHER PUBLICATIONS

“Nike Footwear Catalog,” Holiday 2004, published Mar. 2004 (p. W95), Beaverton, Oregon.

* cited by examiner

Primary Examiner—Dominic Smone

(74) *Attorney, Agent, or Firm*—TraskBritt

(57) **CLAIM**

The ornamental design for a side element of a shoe upper, as shown and described.

DESCRIPTION

FIG. 1 is a perspective view of a side element of a shoe upper showing my new design;

FIG. 2 is a side view of the side element of a shoe upper shown in FIG. 1;

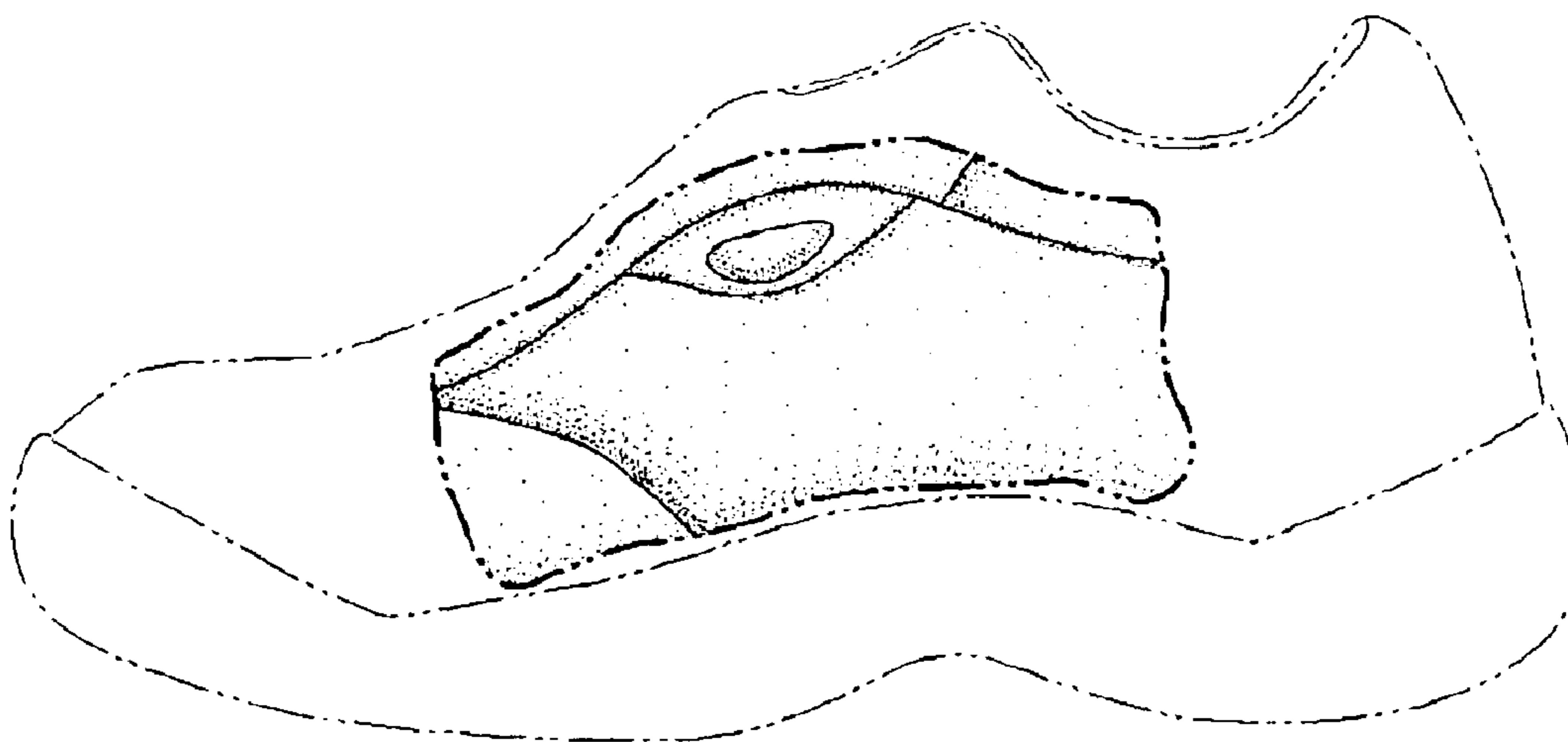
FIG. 3 is a front view of the side element of a shoe upper shown in FIG. 1;

FIG. 4 is a rear view of the side element of a shoe upper shown in FIG. 1; and,

FIG. 5 is a top view of the side element of a shoe upper shown in FIG. 1.

The uneven broken line(s) immediately adjacent to the shaded area(s) represent(s) the bounds of the claimed design. All other uneven broken lines represent the remaining portion of the shoe. The uneven broken line representations in FIGS. 1-5 are for illustrative purposes only and form no part of the claimed design.

1 Claim, 2 Drawing Sheets






FIG. 1

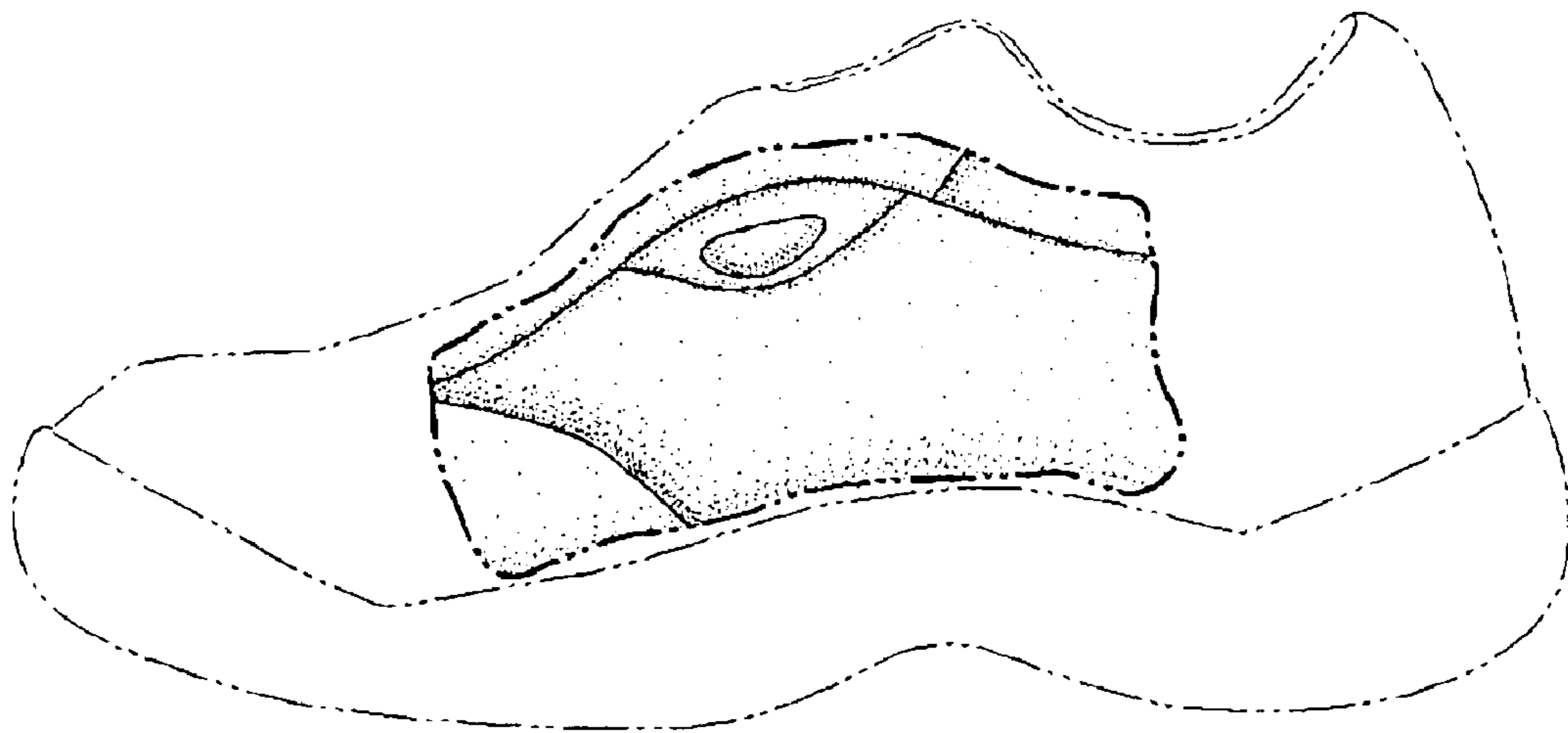


FIG. 2

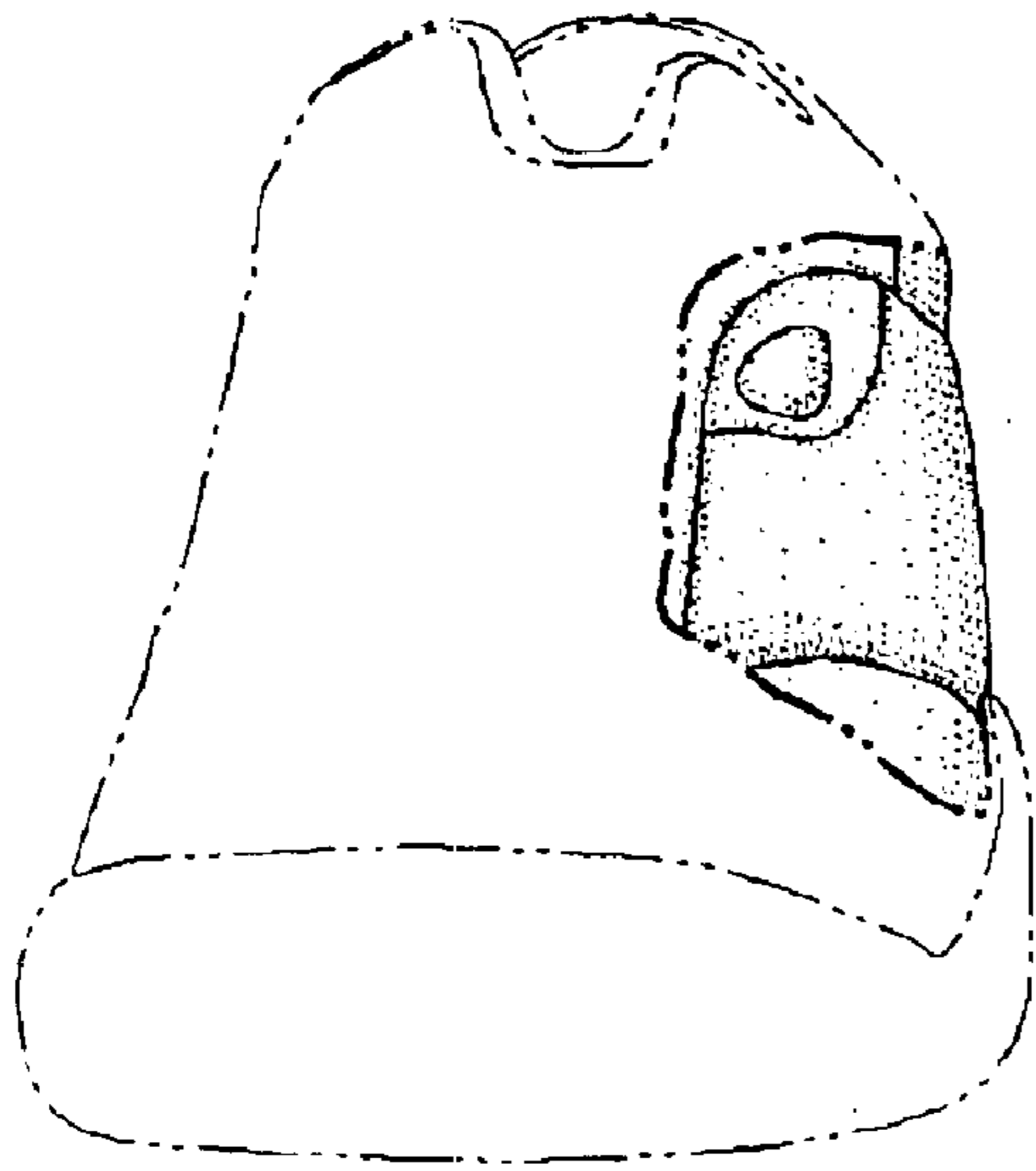


FIG. 3

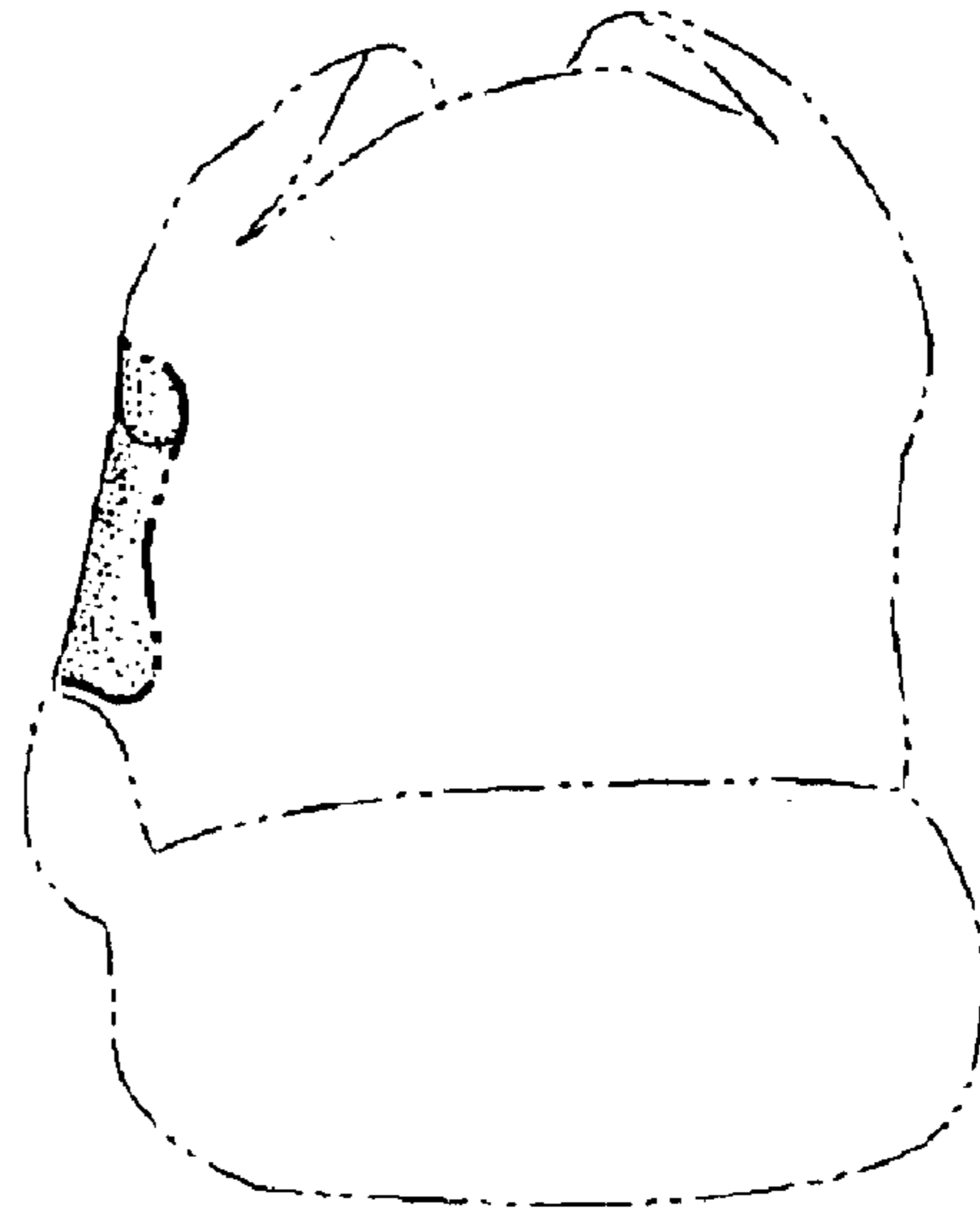


FIG. 4

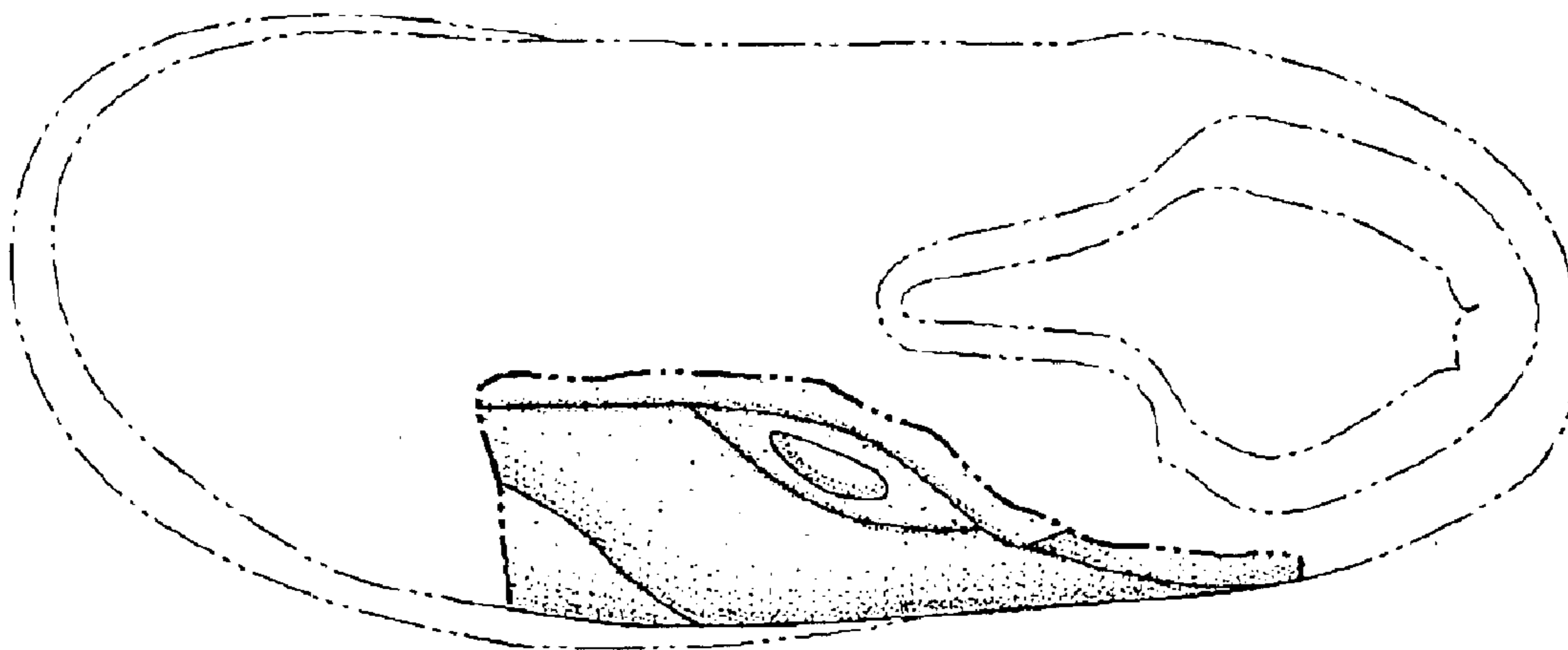


FIG. 5