

US00D504218S

(12) **United States Design Patent** (10) **Patent No.:** **US D504,218 S**
Link (45) **Date of Patent:** **** Apr. 26, 2005**

(54) **SIDE ELEMENT OF A SHOE UPPER**

(75) Inventor: **Kenneth Link**, Portland, OR (US)

(73) Assignee: **Nike, Inc.**, Beaverton, OR (US)

(**) Term: **14 Years**

(21) Appl. No.: **29/201,303**

(22) Filed: **Mar. 12, 2004**

(51) **LOC (7) Cl.** **02-99**

(52) **U.S. Cl.** **D2/972**

(58) **Field of Search** D2/902, 907, 908,
D2/943, 944, 969, 972-973, 977; 36/45,
50.1, 77 M, 77 R, 83, 88, 113, 114, 126-130

(56) **References Cited**

U.S. PATENT DOCUMENTS

D94,221 S	1/1935	Kessler	
D98,537 S	2/1936	Mascali	
D103,504 S	3/1937	Oswell	
3,193,948 A	7/1965	Roberts	
3,535,800 A	10/1970	Stohr	
3,545,107 A	12/1970	Cinquegrana	
4,562,654 A	1/1986	Hue	
4,563,825 A	1/1986	Tesser	
D291,501 S	8/1987	Tong	
D297,183 S	8/1988	Selbiger	
D301,935 S	7/1989	Jonah	
D302,763 S	8/1989	Kilgore et al.	
D304,519 S	11/1989	Miller	
D304,876 S	12/1989	Brown et al.	
D304,877 S	12/1989	Miller	
D306,514 S	3/1990	Backus	
D313,885 S	1/1991	Richard et al.	
D332,002 S	12/1992	Hatfield et al.	
5,634,648 A	6/1997	Tonel et al.	
D386,597 S	* 11/1997	Avar	D2/972
D398,743 S	9/1998	Rask	
D412,780 S	8/1999	Hatfield et al.	
D452,369 S	* 12/2001	Roulo	D2/973
D461,304 S	8/2002	Clegg	
D482,860 S	* 12/2003	Yun	D2/972
D491,718 S	* 6/2004	Link	D2/972

OTHER PUBLICATIONS

- “Nike Footwear Catalog,” Holiday 1995, published Mar. 1995 (p. M31), Beaverton, Oregon.
- “Nike Footwear Catalog,” Fall 1996, published Dec. 1995 (p. W169), Beaverton, Oregon.
- “Nike Footwear Catalog,” Late Spring 1997, published Sep. 1996 (p. M38), Beaverton, Oregon.
- “Nike Footwear Catalog,” Fall 1999, published Nov. 1998 (p. M111), Beaverton, Oregon.
- “Nike Footwear Catalog,” Holiday 1999, published Mar. 1999 (p. M40), Beaverton, Oregon.
- “Nike Footwear Catalog,” Fall 2002, published Nov. 2001 (p. W76), Beaverton, Oregon.
- “Nike Footwear Catalog,” Fall 2004, published Nov. 2003 (p. M38), Beaverton, Oregon.

* cited by examiner

Primary Examiner—Dominic Simone

(74) *Attorney, Agent, or Firm*—Traskbritt

(57) **CLAIM**

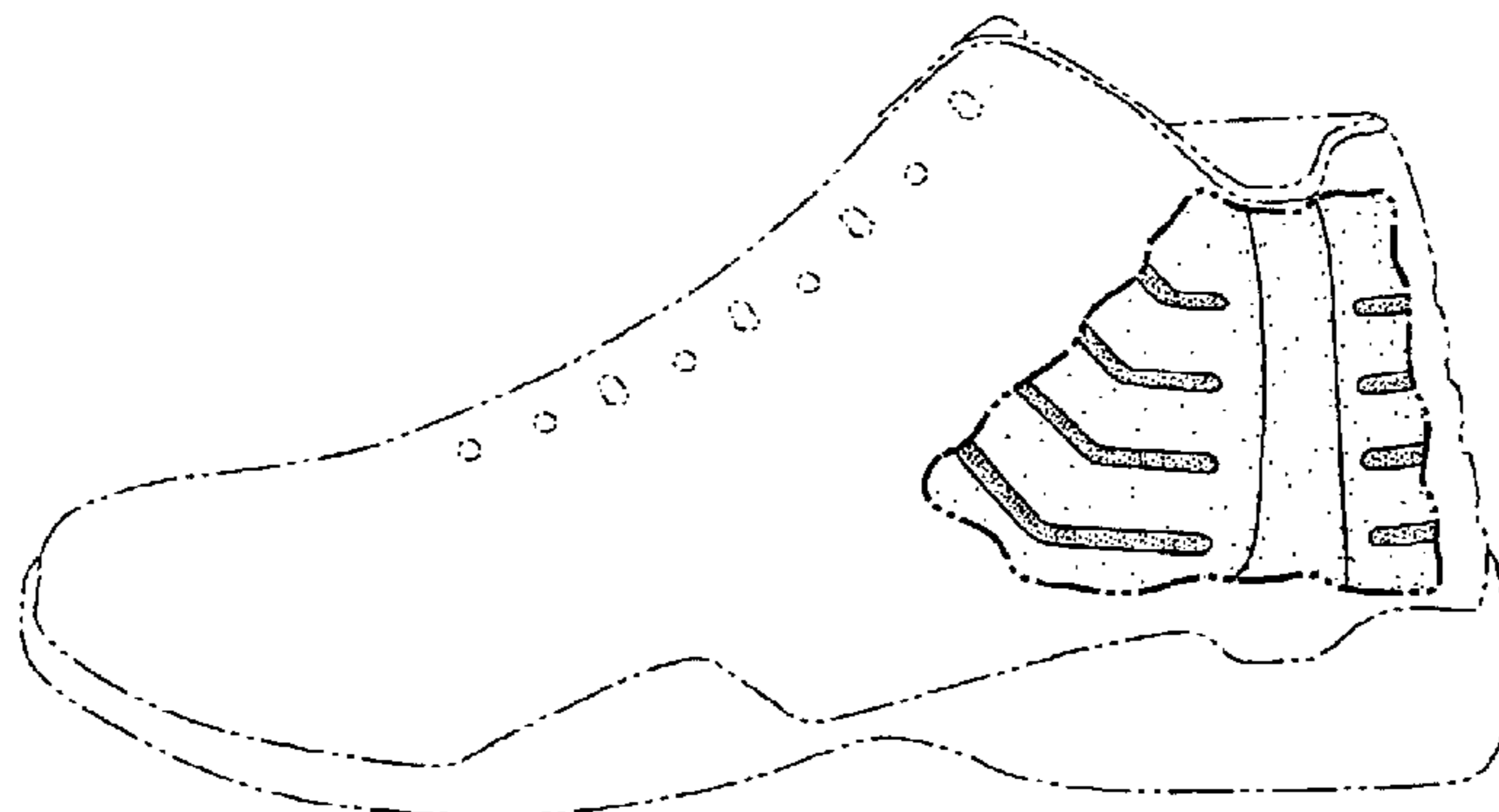
The ornamental design for a side element of a shoe upper, as shown and described.

DESCRIPTION

FIG. 1 is a perspective view of a side element of a shoe upper showing my new design;
 FIG. 2 is a side view of the side element of a shoe upper shown in FIG. 1;
 FIG. 3 is a front view of the side element of a shoe upper shown in FIG. 1;
 FIG. 4 is a rear view of the side element of a shoe upper shown in FIG. 1; and,
 FIG. 5 is a top view of the side element of a shoe upper shown in FIG. 1.

The uneven broken lines immediately adjacent to the shaded areas represent the bounds of the claimed design. All other uneven broken lines represent the remaining portion of the shoe. The uneven broken line representations in FIGS. 1-5 are for illustrative purposes only and form no part of the claimed design.

1 Claim, 2 Drawing Sheets



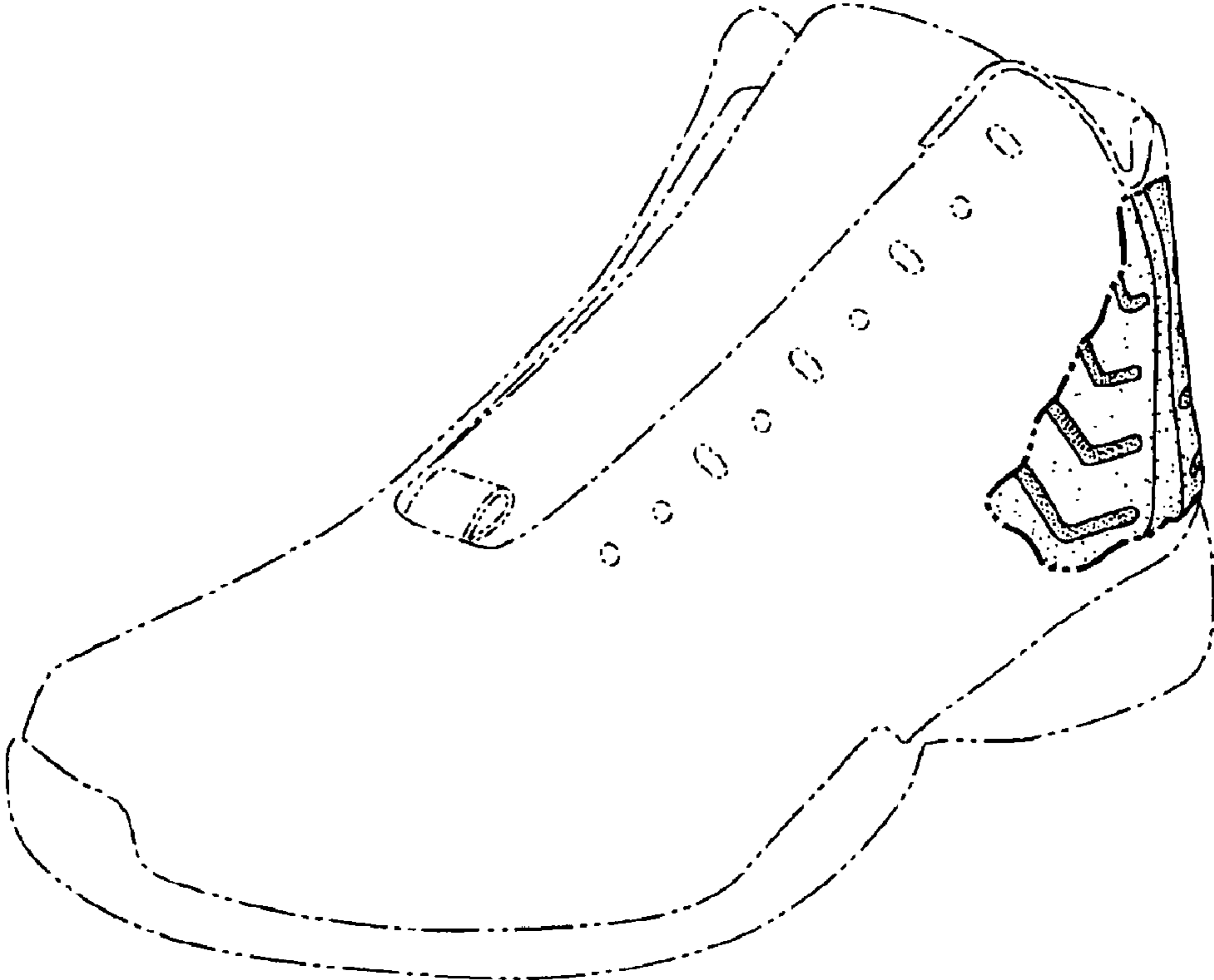


FIG. 1




FIG. 2

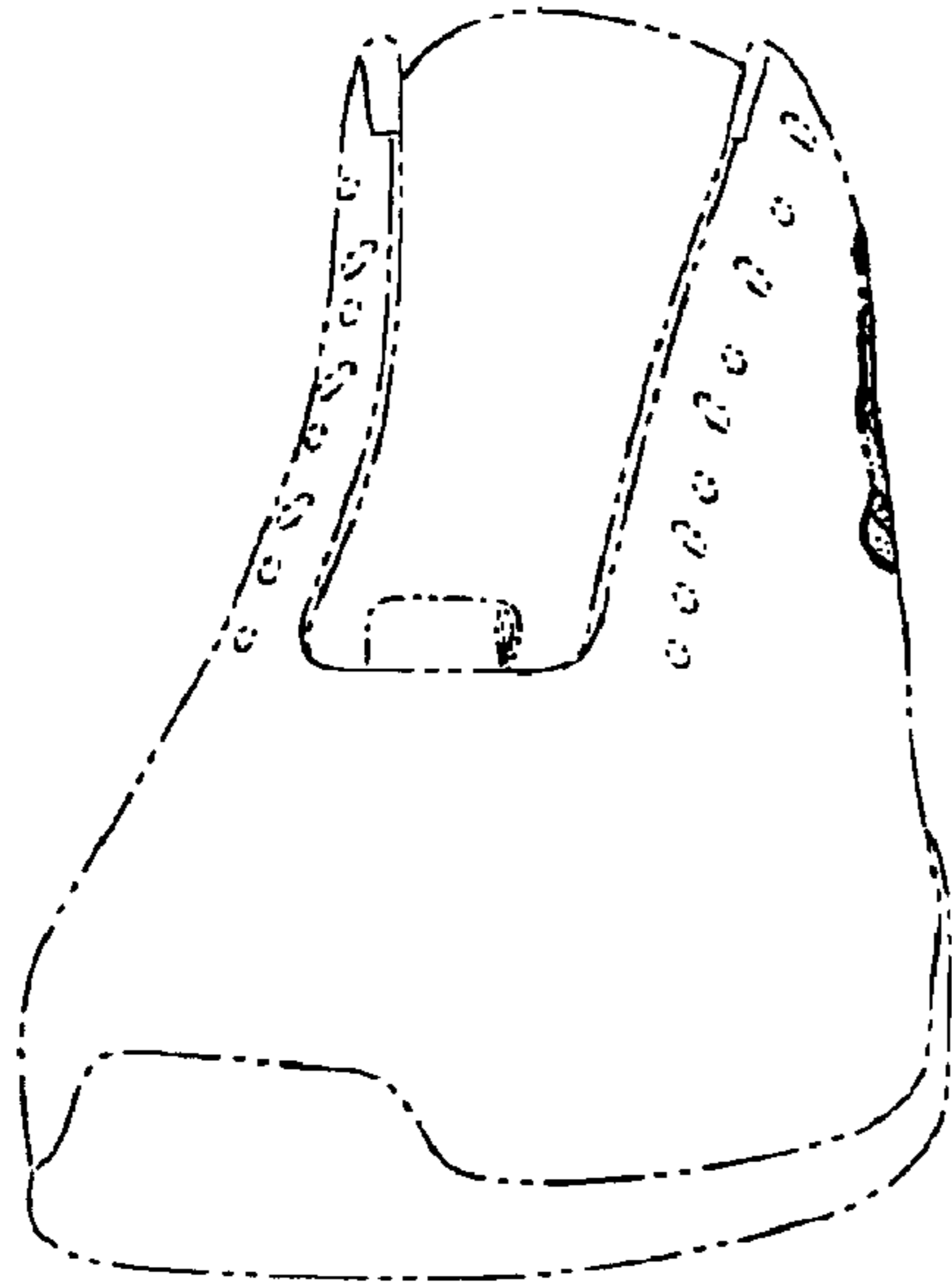


FIG. 3

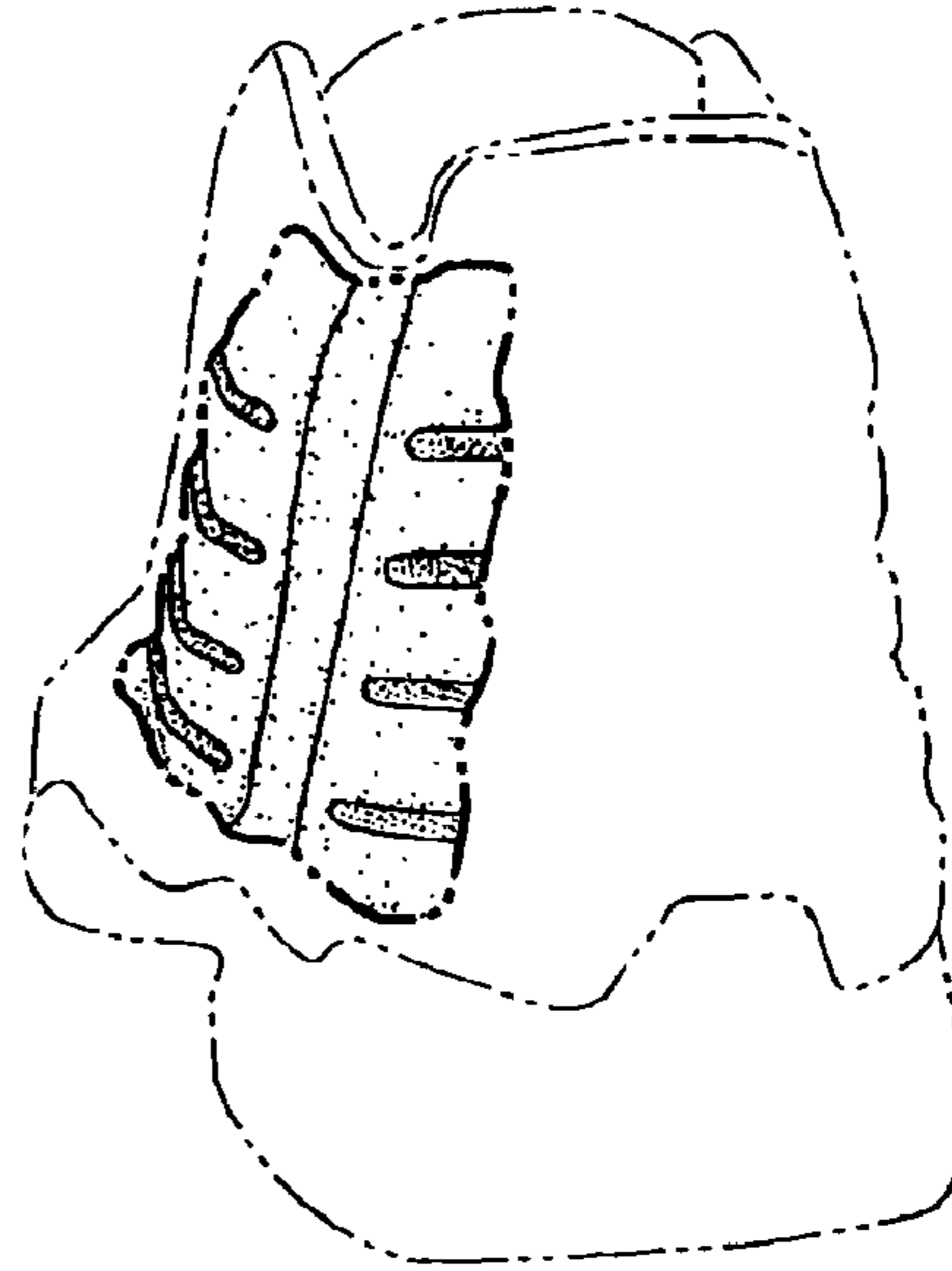


FIG. 4




FIG. 5