



US00D504215S

(12) **United States Design Patent**
Matis et al.

(10) **Patent No.: US D504,215 S**
(45) **Date of Patent: ** Apr. 26, 2005**

(54) **FOOTWEAR UPPER**

(75) Inventors: **Clark A. Matis**, Charlotte, VT (US);
Tuan Nguyen Le, Portland, OR (US)

(73) Assignee: **Wolverine World Wide, Inc.**,
Rockford, MI (US)

(**) Term: **14 Years**

(21) Appl. No.: **29/206,604**

(22) Filed: **Jun. 1, 2004**

(51) **LOC (7) Cl.** **02-99**

(52) **U.S. Cl.** **D2/969**

(58) **Field of Search** D2/916-918, 919,
D2/969; 36/11.5

(56) **References Cited**

U.S. PATENT DOCUMENTS

D417,947 S	*	12/1999	Lavertue et al.	D2/969
D436,249 S	*	1/2001	Matis et al.	D2/969
D448,549 S	*	10/2001	Duclos	D2/969
D455,003 S	*	4/2002	Rogers et al.	D2/969
D486,957 S	*	2/2004	Rogers et al.	D2/969
D487,620 S	*	3/2004	Robbins	D2/969
D487,622 S	*	3/2004	Rogers et al.	D2/969

OTHER PUBLICATIONS

Merrell Spring 2004 Catalog, pp 17-19.
Merrell Fall 2001 Catalog, pp 62-63.

* cited by examiner

Primary Examiner—Dominic Simone

(74) *Attorney, Agent, or Firm*—Warner Norcross & Judd

(57) **CLAIM**

The ornamental design for footwear upper, as shown and described.

DESCRIPTION

FIG. 1 is a perspective view of the footwear upper embodying the new design;

FIG. 2 is a top plan view thereof;

FIG. 3 is a right side elevational view thereof;

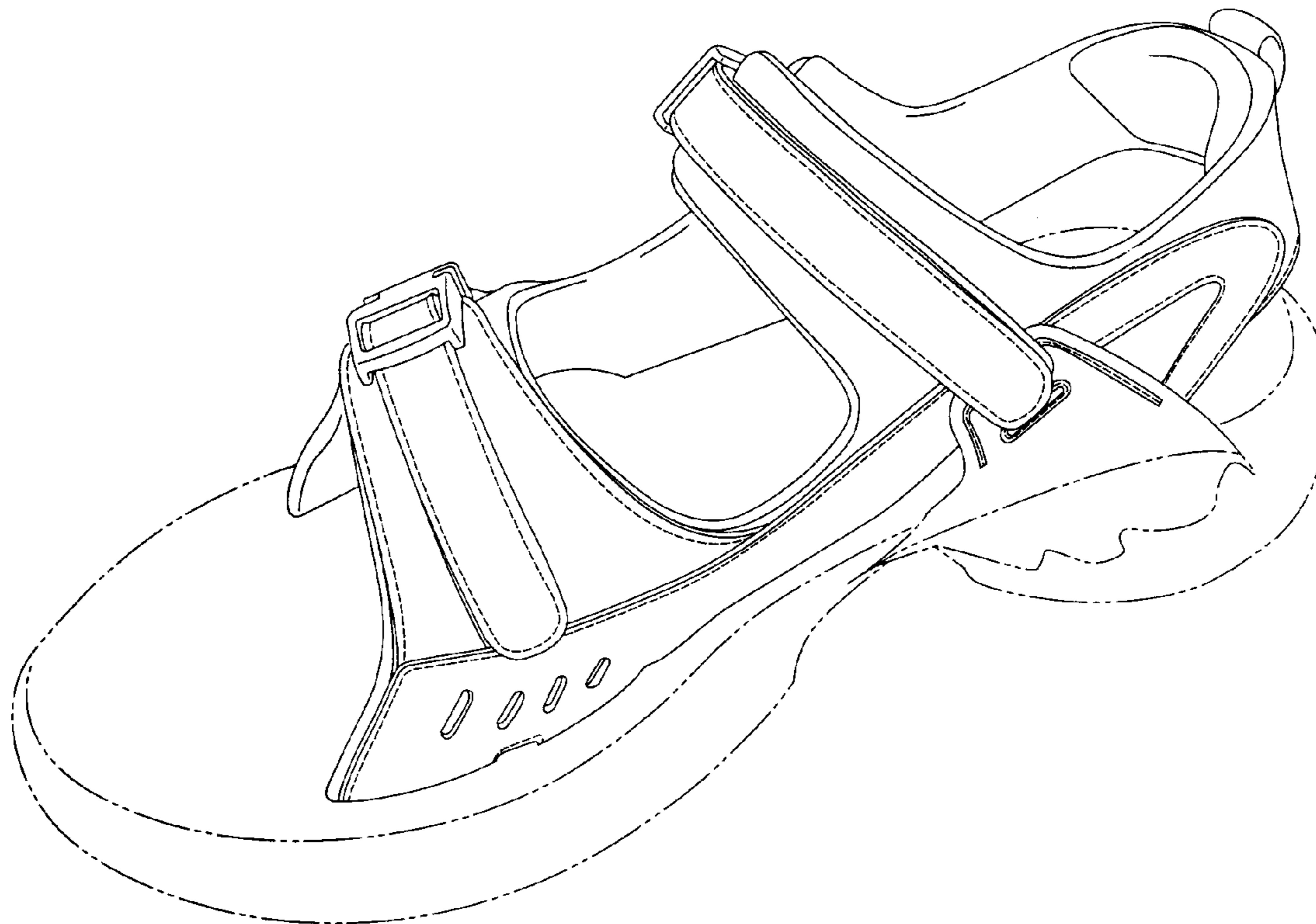
FIG. 4 is a left side elevational view thereof;

FIG. 5 is a front elevational view thereof; and,

FIG. 6 is a rear elevational view thereof.

FIGS. 1-6 show a sole and strap anchor portions in broken lines. The sole and strap anchor portions are shown for environmental purposes and do not form any part of the claimed design.

1 Claim, 4 Drawing Sheets



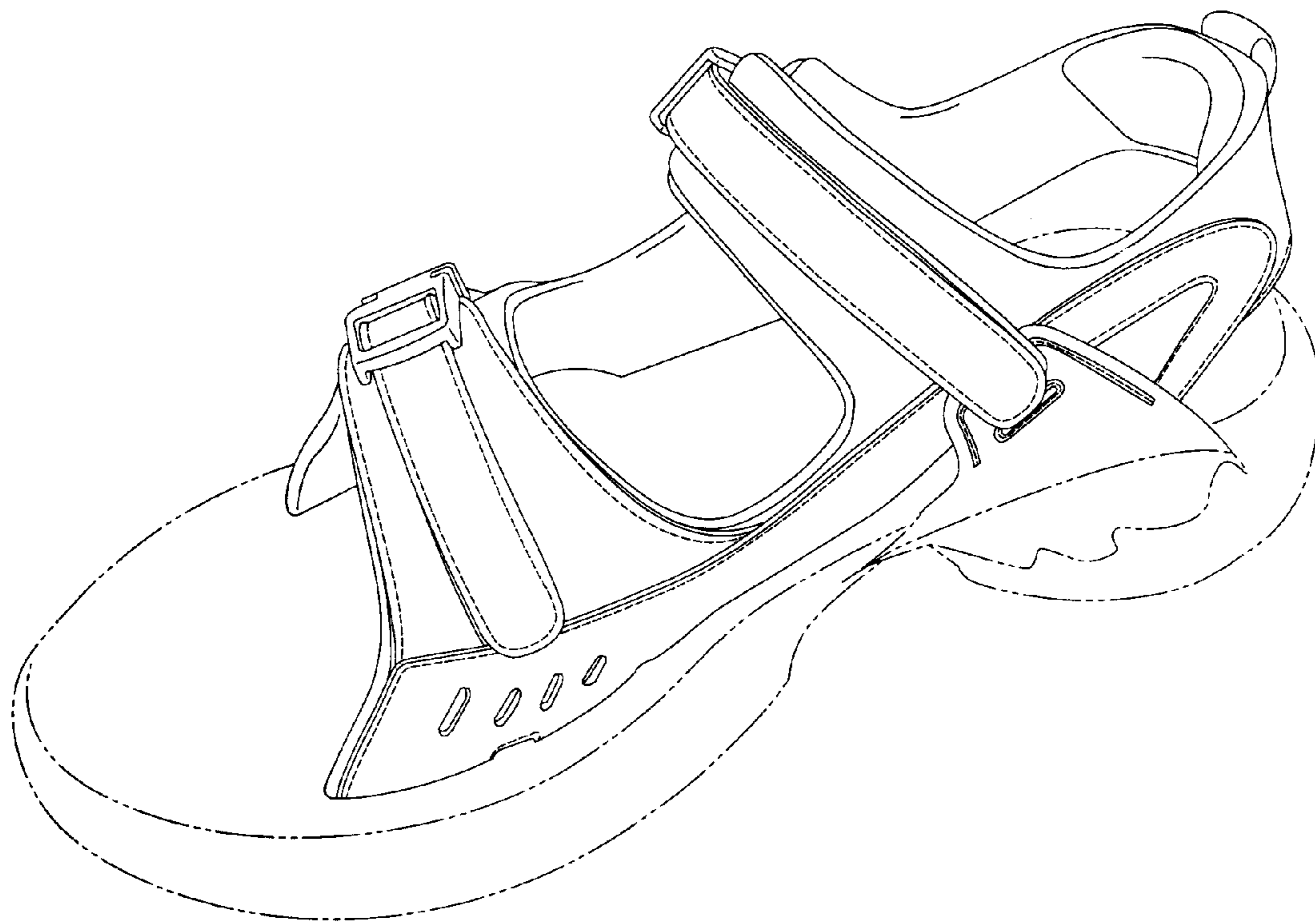


Fig. 1

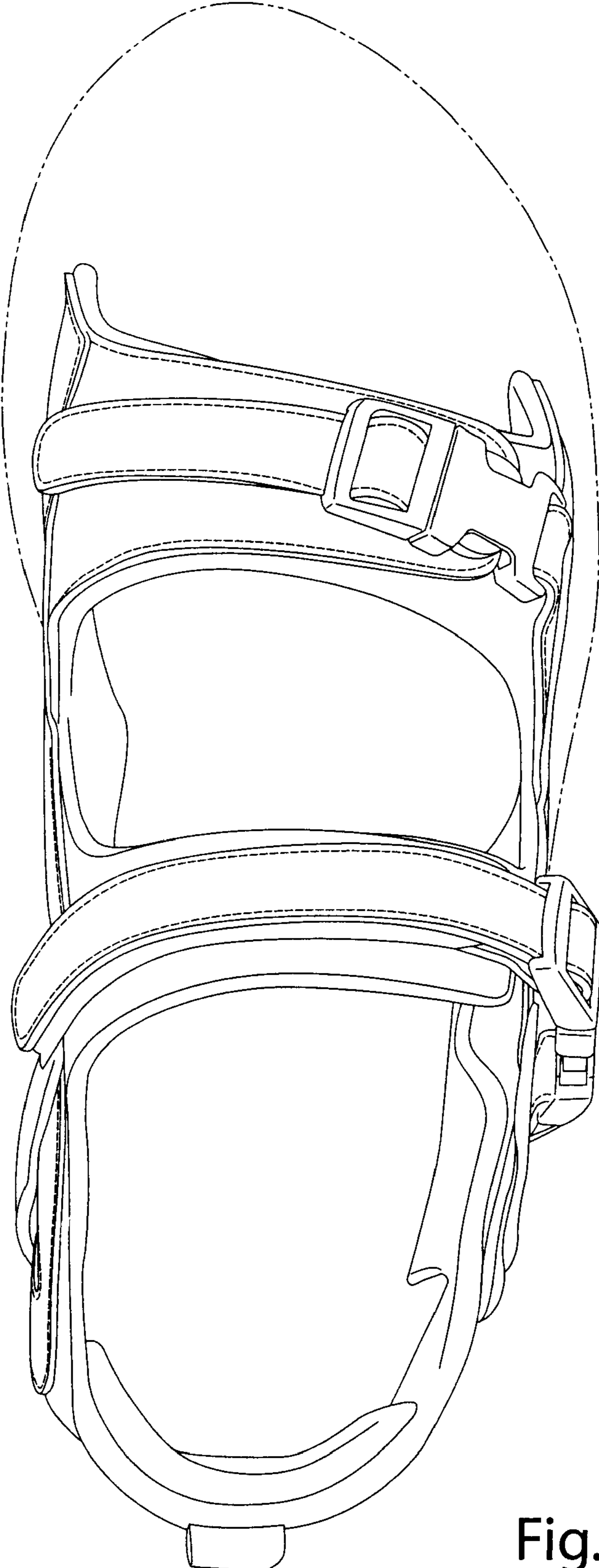


Fig. 2

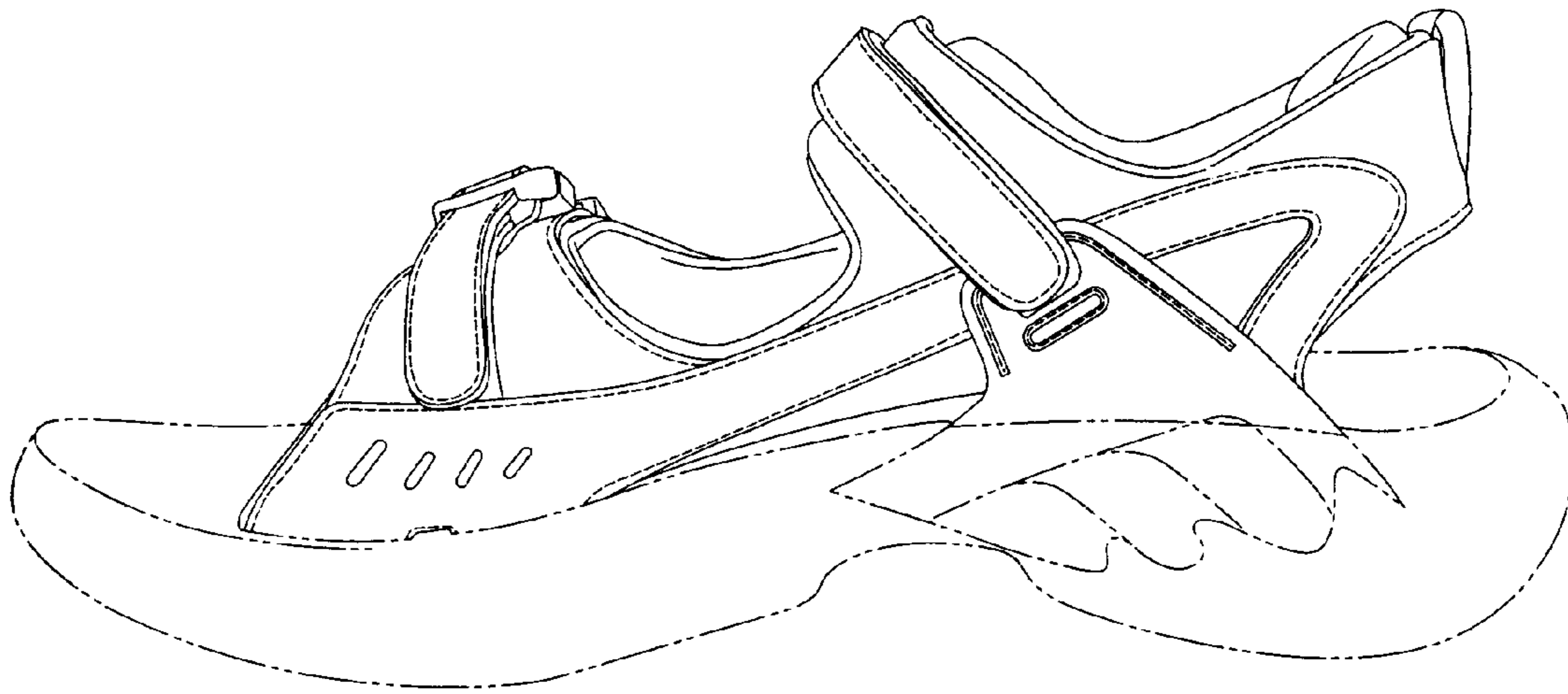


Fig. 3




Fig. 4

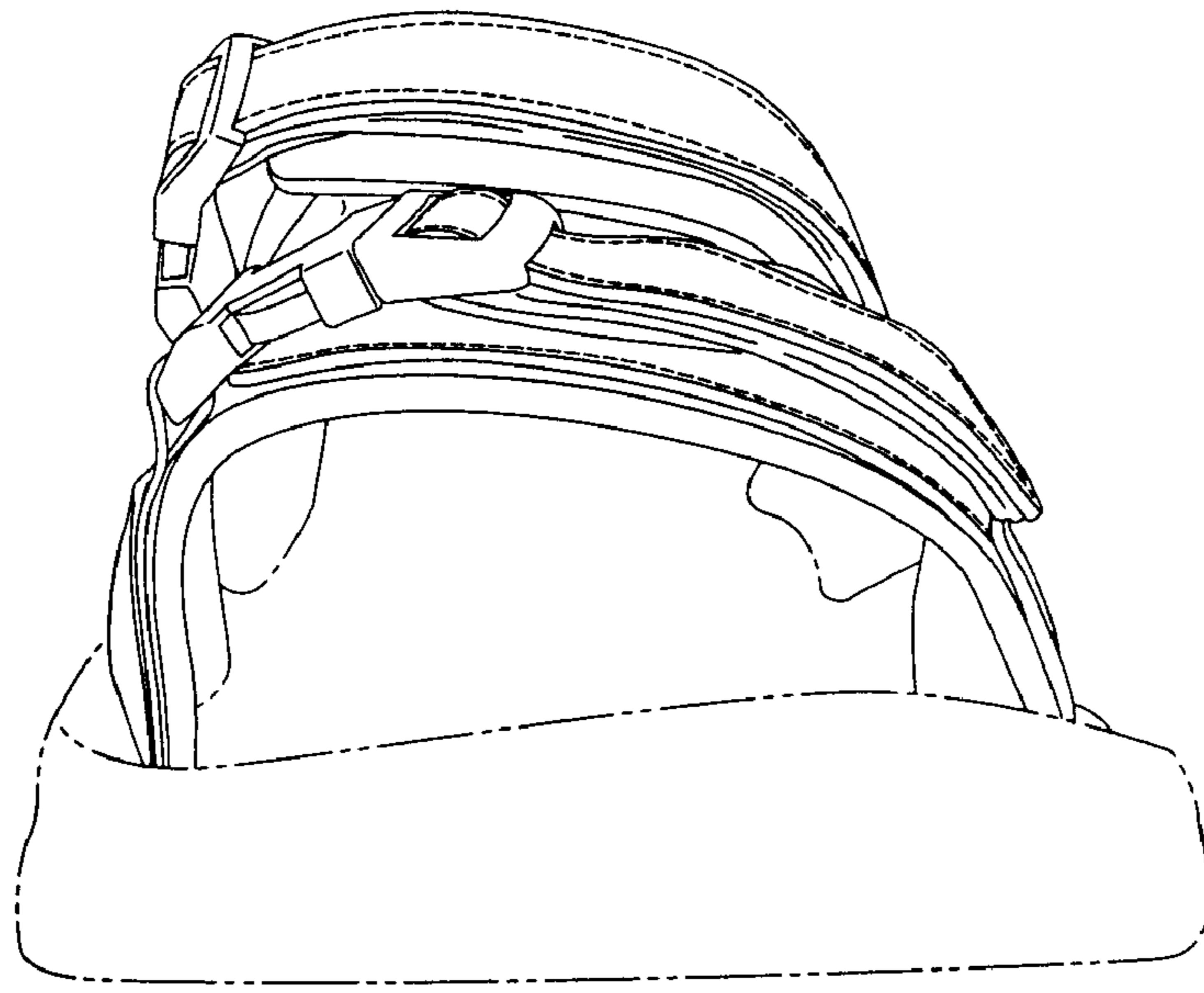


Fig. 5




Fig. 6