

US00D504204S

(12) **United States Design Patent** (10) **Patent No.:** **US D504,204 S**
Matis et al. (45) **Date of Patent:** **** Apr. 26, 2005**

(54) **FOOTWEAR SOLE**

(75) Inventors: **Clark A. Matis**, Charlotte, VT (US);
Tuan Nguyen Le, Portland, OR (US)

(73) Assignee: **Wolverine World Wide, Inc.**,
Rockford, MI (US)

(**) Term: **14 Years**

(21) Appl. No.: **29/206,504**

(22) Filed: **Jun. 1, 2004**

(51) **LOC (7) Cl.** **02-04**

(52) **U.S. Cl.** **D2/955; D2/953; D2/954;**
D2/957; D2/959

(58) **Field of Search** **D2/902, 946-949,**
D2/951-960; 36/3 B, 22 R, 24.5, 25 R,
28, 32 R, 34 R, 67 A, 59 C

(56) **References Cited**

U.S. PATENT DOCUMENTS

D76,541 S	*	10/1928	Hopwood	D2/953
D88,763 S	*	12/1932	Fowler	D2/953
D470,998 S	*	3/2003	Adreliunas et al.	D2/953
D474,004 S	*	5/2003	Kuerbis	D2/953
D481,854 S	*	11/2003	Belley et al.	D2/953
D485,423 S	*	1/2004	Truelsen	D2/953
D487,184 S	*	3/2004	Issler	D2/953
6,748,675 B2	*	6/2004	Sato	36/30 R
D495,480 S	*	9/2004	Laberge	D2/960

OTHER PUBLICATIONS

Merrell Spring 2004 Catalog, pp 13, 16-18.
Merrell Fall 2000 Catalog, p 27.

* cited by examiner

Primary Examiner—Celia A. Murphy

(74) *Attorney, Agent, or Firm*—Warner Norcross & Judd

(57) **CLAIM**

The ornamental design for footwear sole, as shown and described.

DESCRIPTION

FIG. 1 is a perspective view of the footwear sole embodying the new design;

FIG. 2 is a bottom plan view thereof;

FIG. 3 is a right side elevational view thereof;

FIG. 4 is a left side elevational view thereof;

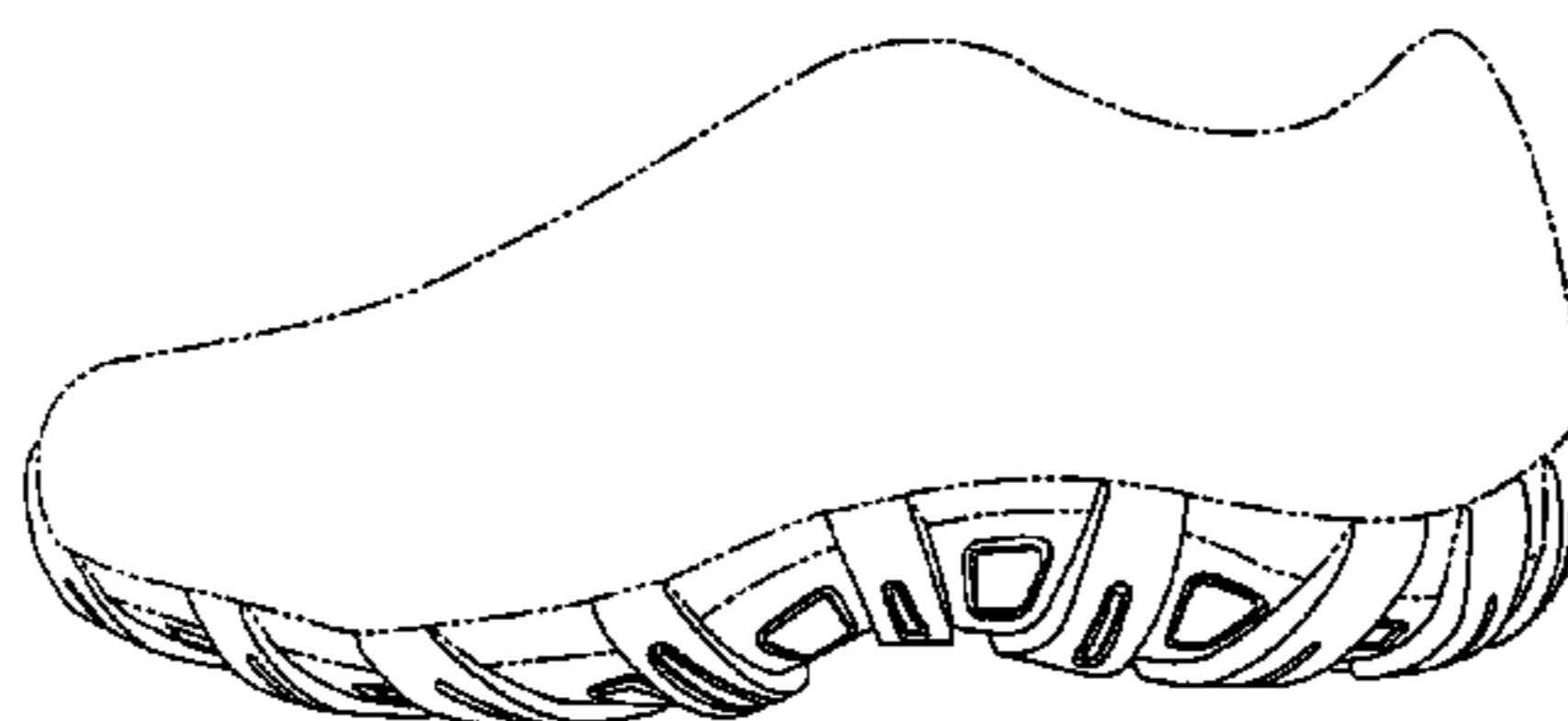
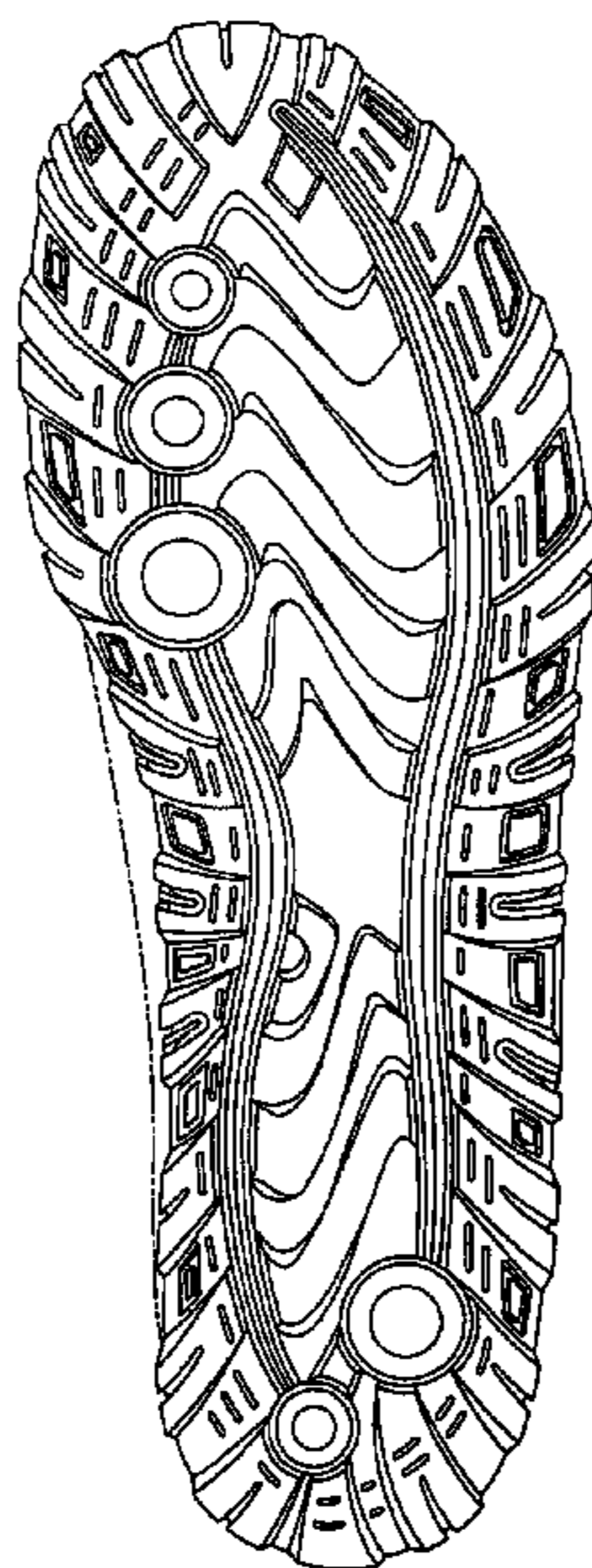
FIG. 5 is a front elevational view thereof; and,

FIG. 6 is a rear elevational view thereof.

FIGS. 1-6 show an upper and portions of the sole in broken lines. The upper and portions of the sole in broken lines are shown for environmental purposes and do not form any part of the claimed design.

The broken lines immediately adjacent to the solid lines in FIGS. 1, & 3-6, define the boundary of the design. The broken lines themselves form no part of the claim.

1 Claim, 4 Drawing Sheets






Fig. 1

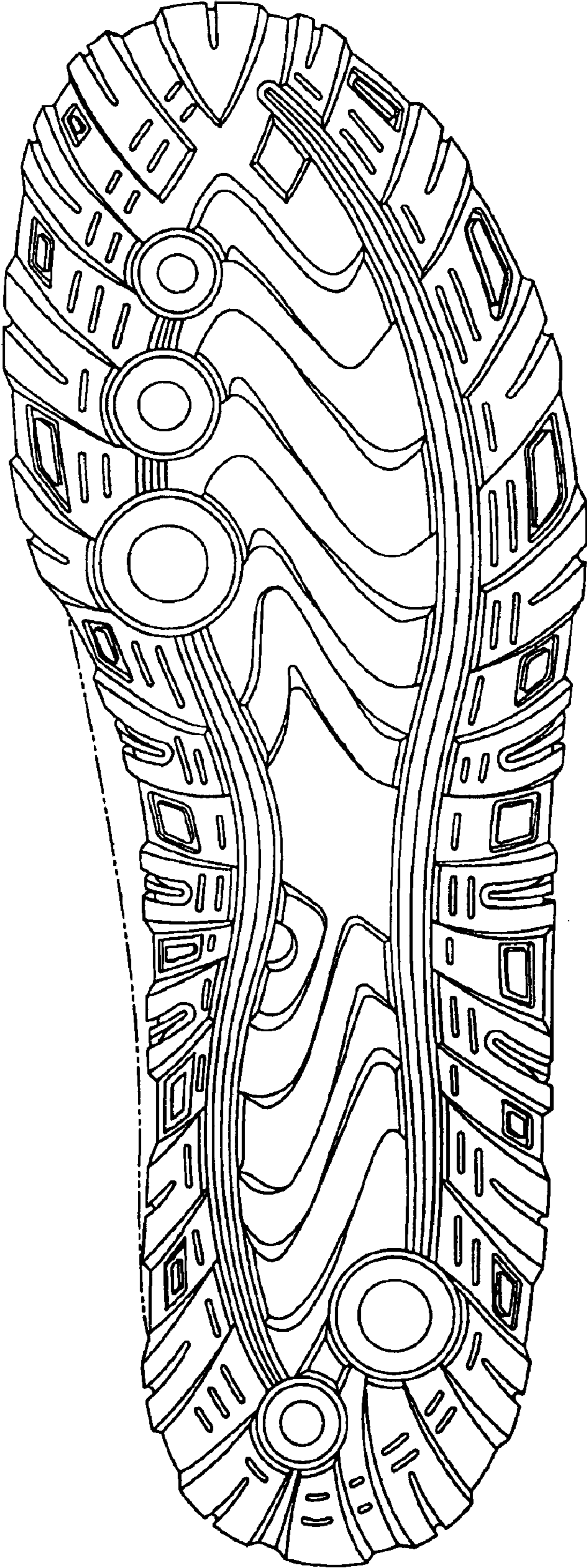


Fig. 2




Fig. 3




Fig. 4

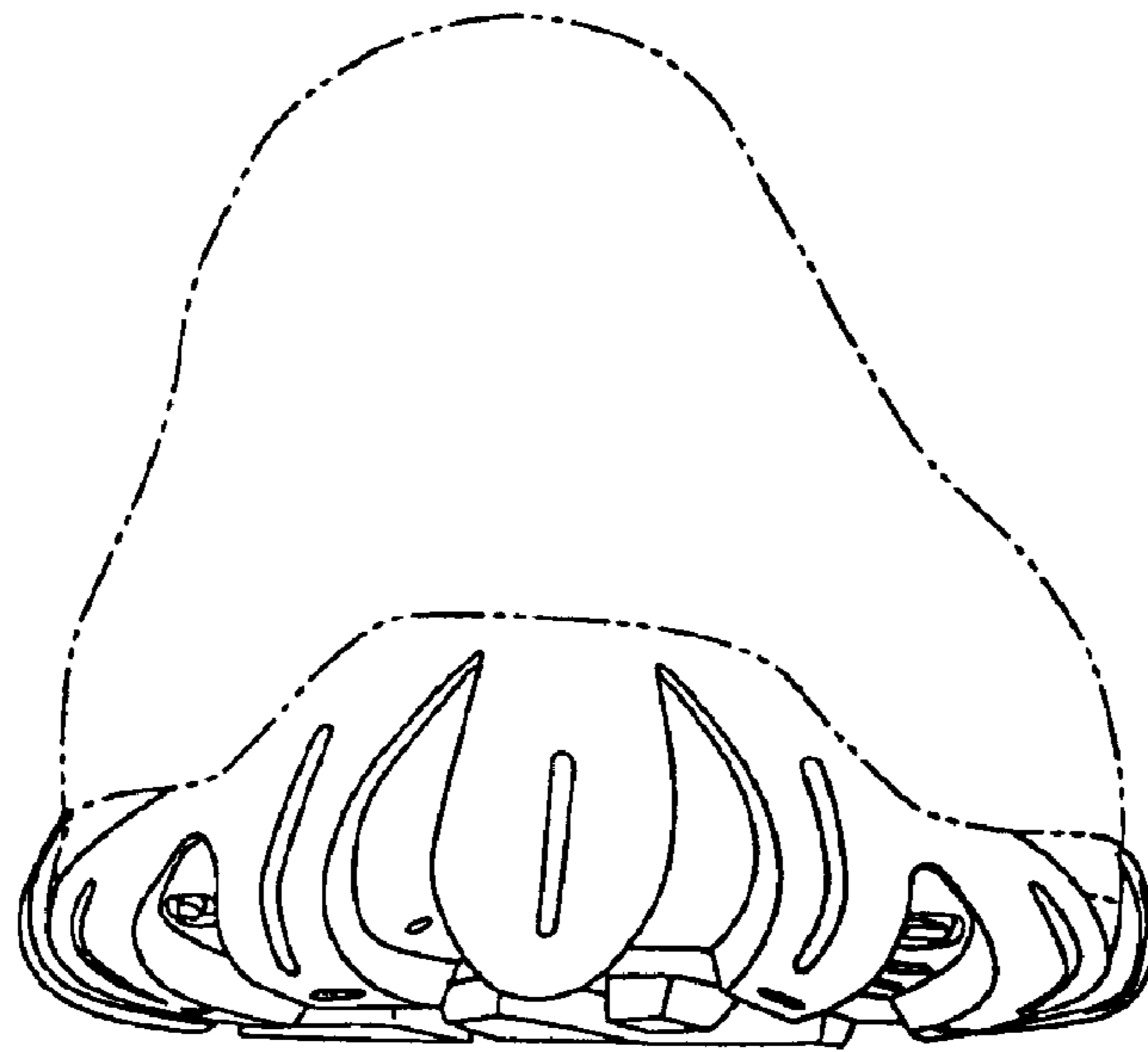


Fig. 5

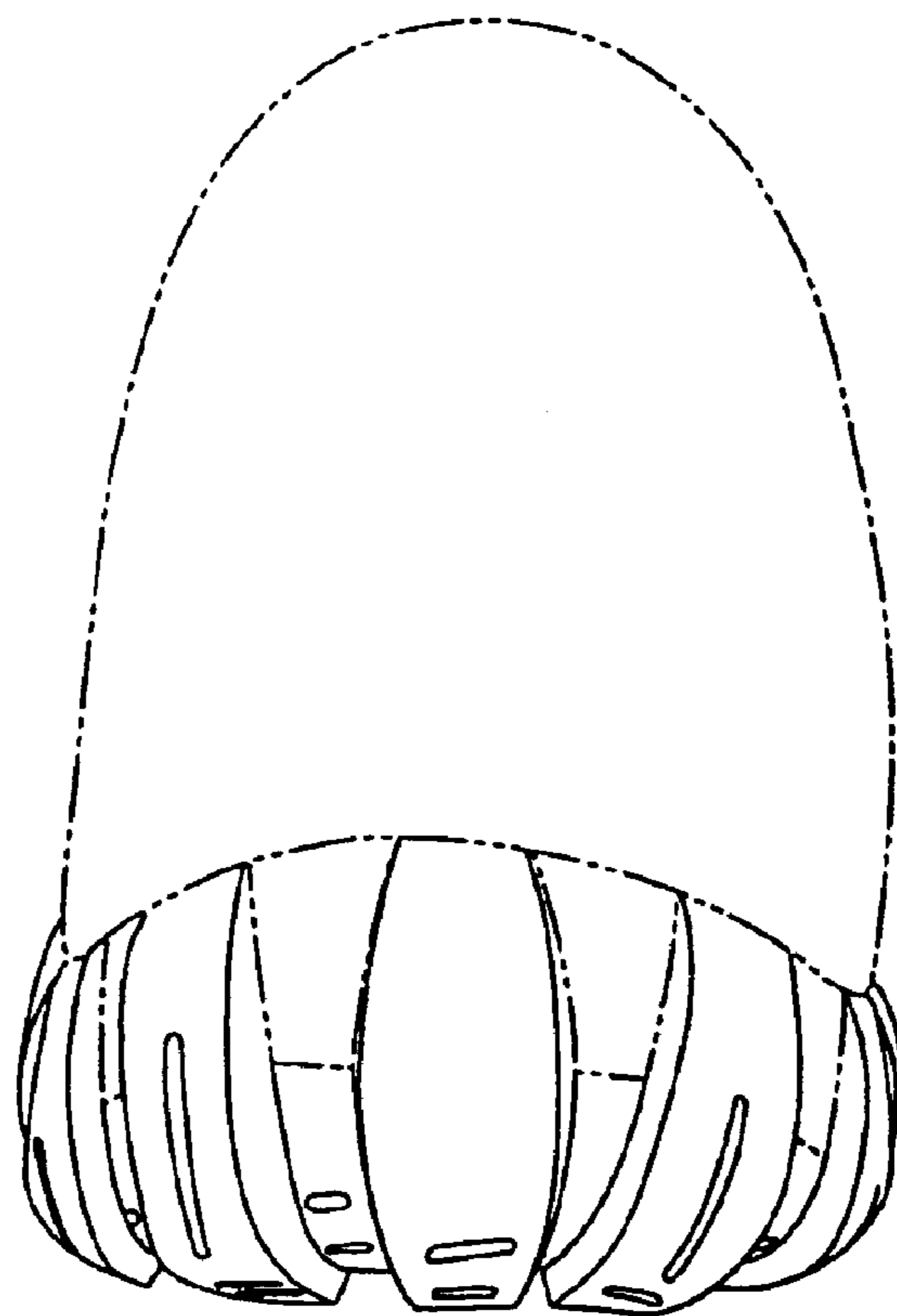


Fig. 6