



US00D504203S

(12) **United States Design Patent** (10) **Patent No.:** **US D504,203 S**  
**Link** (45) **Date of Patent:** **\*\* Apr. 26, 2005**

(54) **PORTION OF A SHOE OUTSOLE**  
(75) Inventor: **Kenneth Link**, Portland, OR (US)  
(73) Assignee: **Nike, Inc.**, Beaverton, OR (US)  
(\*\*) Term: **14 Years**

(21) Appl. No.: **29/208,227**

(22) Filed: **Jun. 28, 2004**

(51) **LOC (7) Cl.** ..... **02-04**

(52) **U.S. Cl.** ..... **D2/951; D2/953; D2/957;**  
D2/960

(58) **Field of Search** ..... D2/902, 946-949,  
D2/951-960; 36/3 B, 22 R, 24.5, 25 R,  
28, 32 R, 34 R, 67 A, 59 C

(56) **References Cited**

**U.S. PATENT DOCUMENTS**

D74,252 S	*	1/1928	Blair	.....	D2/953
D81,906 S		8/1930	Thomas		
D85,701 S		12/1931	Kavenagh		
2,460,838 A		2/1949	Margolin		
D186,267 S		10/1959	Zerkowitz		
D205,757 S	*	9/1966	Wakeland	.....	D2/954
D238,524 S		1/1976	Senter		
D240,340 S		6/1976	Askew		
D266,542 S		10/1982	Famolare, Jr.		
D281,543 S		12/1985	Nagano		
D290,782 S	*	7/1987	Grubel	.....	D2/954
D336,773 S	*	6/1993	Peterson	.....	D2/954
D345,250 S	*	3/1994	Hatfield	.....	D2/952
D368,794 S		4/1996	Fabio		
D414,920 S		10/1999	Cahill		
D420,786 S	*	2/2000	Ramer et al.	.....	D2/952

(Continued)

**OTHER PUBLICATIONS**

Nike Footwear Catalog, 1985, p. 20, published Dec. 1984.  
Nike Footwear Catalog, Spring 1993, p. 10, published Jun. 1992.

Nike Footwear Catalog, Fall 2000 #1, p. M32, published Nov. 1999.

*Primary Examiner*—Celia A. Murphy

(74) *Attorney, Agent, or Firm*—Banner & Witcoff, Ltd.

(57) **CLAIM**

The ornamental design for a portion of a shoe outsole, as shown and described.

**DESCRIPTION**

FIG. 1 is a front perspective view of a portion of a shoe outsole showing my new design;

FIG. 2 is a rear perspective view thereof;

FIG. 3 is a plan view thereof;

FIG. 4 is a front perspective view of the shoe outsole of FIGS. 1-3 with the portion of a shoe outsole shown in a different location and orientation relative to the boundary of the sole outsole;

FIG. 5 is a rear perspective view thereof;

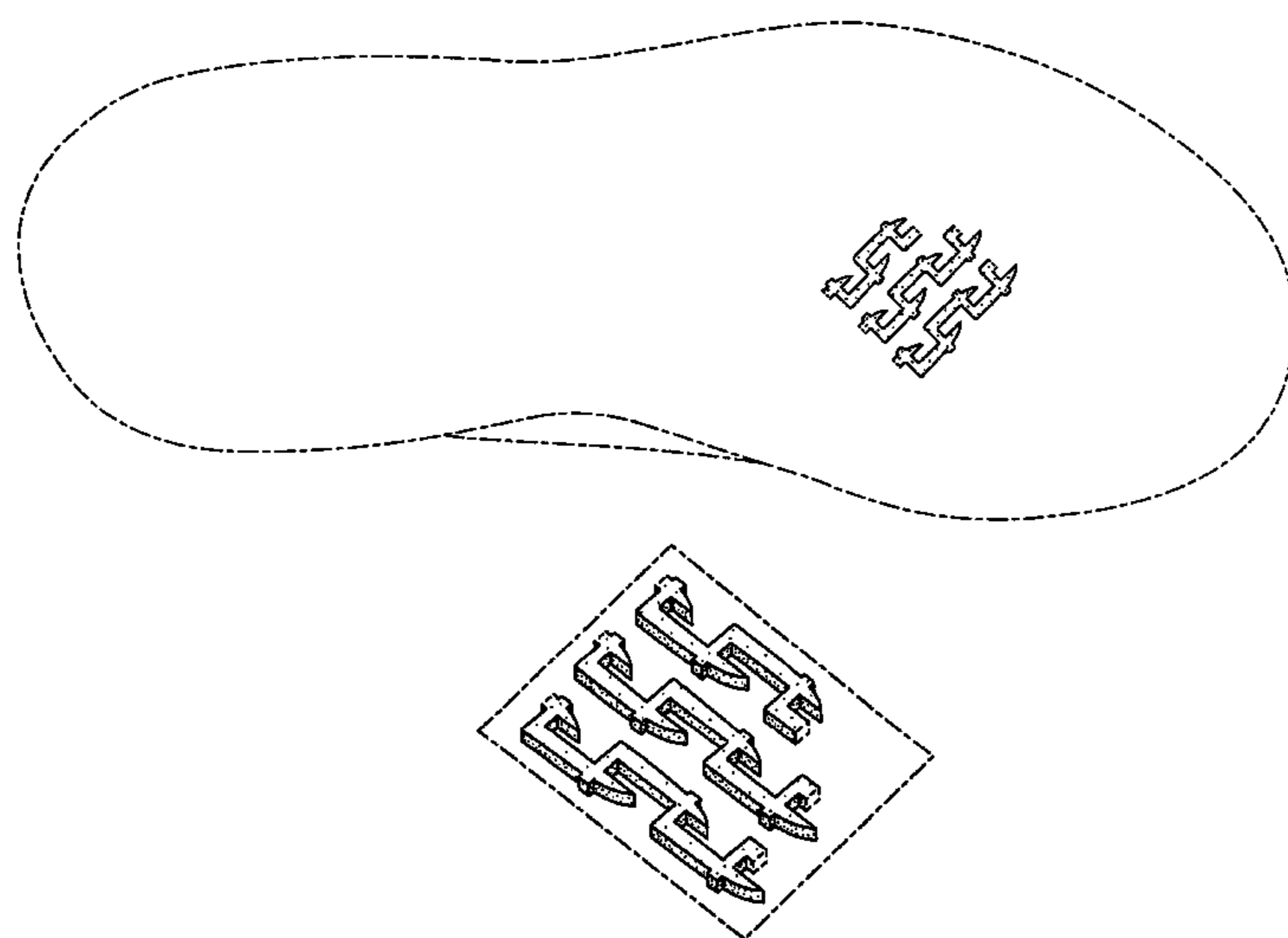
FIG. 6 is a plan view thereof;

FIG. 7 is an enlarged view thereof; the broken lines around the perimeter showing the environment in which the design resides; and,

FIG. 8 is an enlarged view thereof opposite FIG. 7; the broken lines around the perimeter showing the environment in which the design resides.

The claim is directed to the illustrated portion of a shoe outsole. The depicted locations and orientations of this illustrated portion relative to the boundary of the shoe outsole are for illustrative purposes only and the specific locations and orientations of the illustrated portion relative to the boundary of the shoe outsole form no part of the claimed design. The uneven broken line immediately adjacent to the shaded area represents an unclaimed portion of the boundary of the design. The uneven broken line showing of the remainder of the shoe and the shoe outsole, the uneven broken line showing of environment in FIGS. 7 and 8, and the surfaces between the broken lines and the solid lines are for illustrative purposes only and form no part of the claimed design.

**1 Claim, 7 Drawing Sheets**



# US D504,203 S

Page 2

---

## U.S. PATENT DOCUMENTS

D422,781 S	*	4/2000	McCourt	.....	D2/957	D477,905 S	*	8/2003	Adams et al.	.....	D2/957
D446,636 S		8/2001	McClaskie			D478,716 S		8/2003	Pearce		
D462,159 S		9/2002	Covatch			D490,218 S		5/2004	Gebhardt		
6,457,264 B1		10/2002	Fusco et al.			D494,346 S	*	8/2004	Hawkins	.....	D2/952
D474,329 S	*	5/2003	McClaskie	.....	D2/952	D495,857 S	*	9/2004	Herbst	.....	D2/957

\* cited by examiner

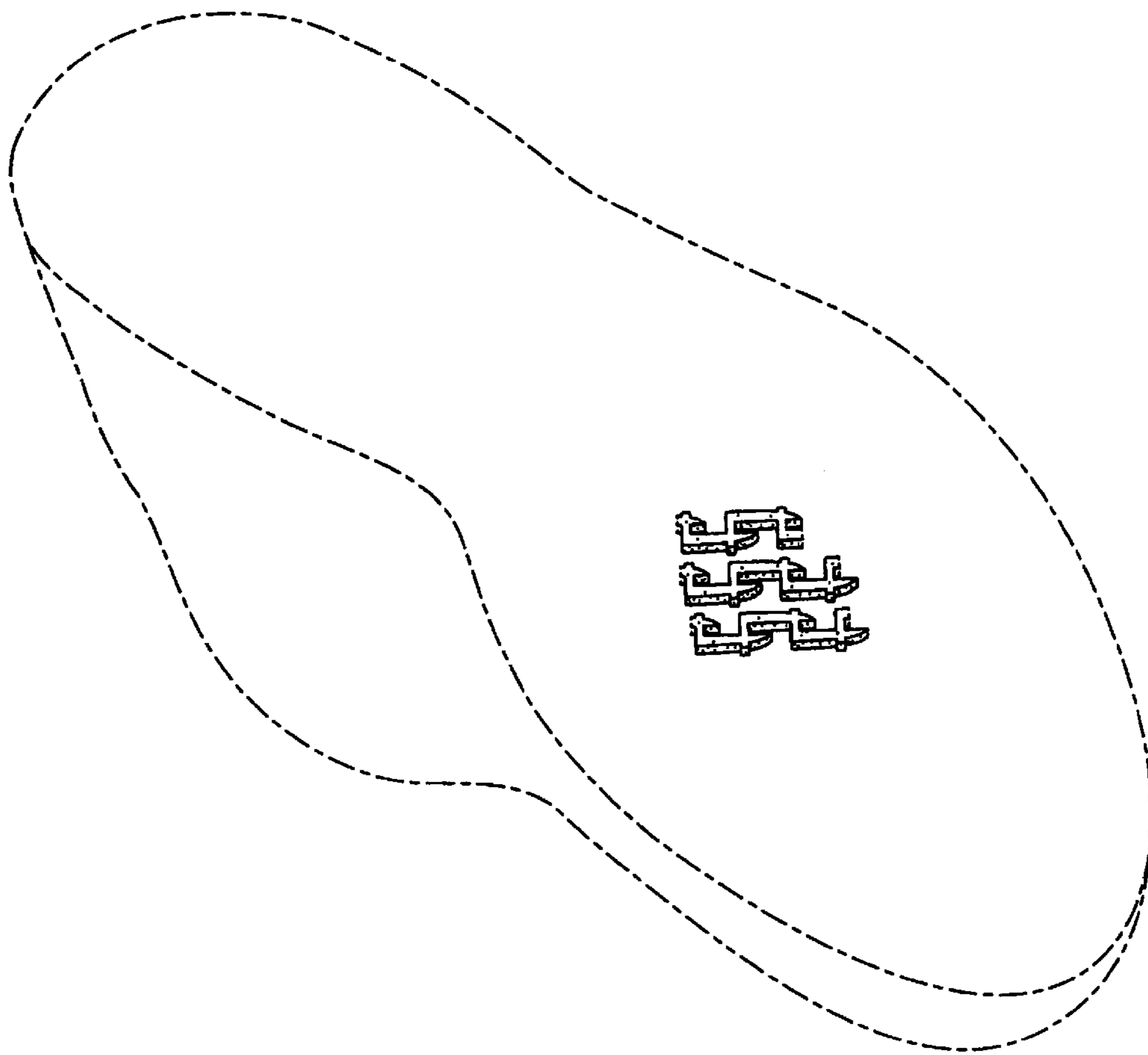


FIG. 1

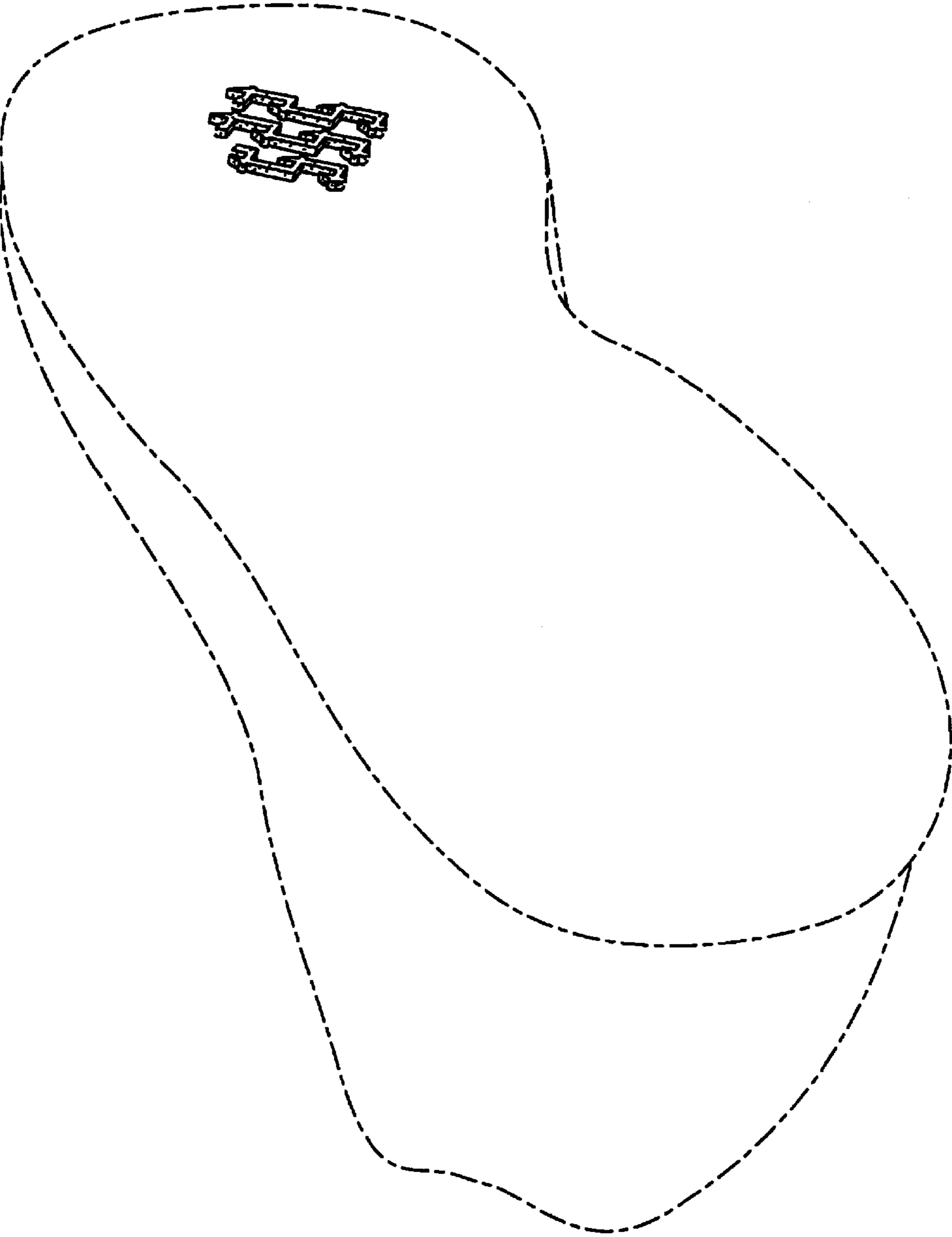


FIG. 2

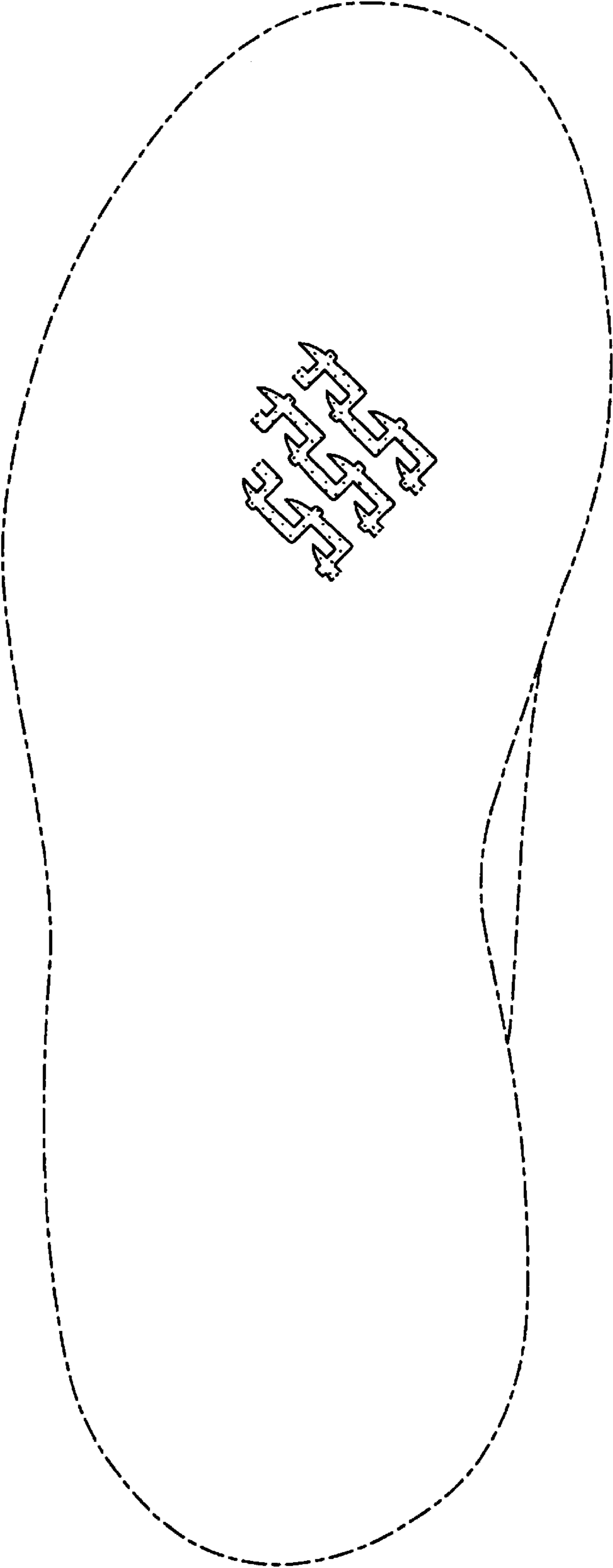


FIG. 3

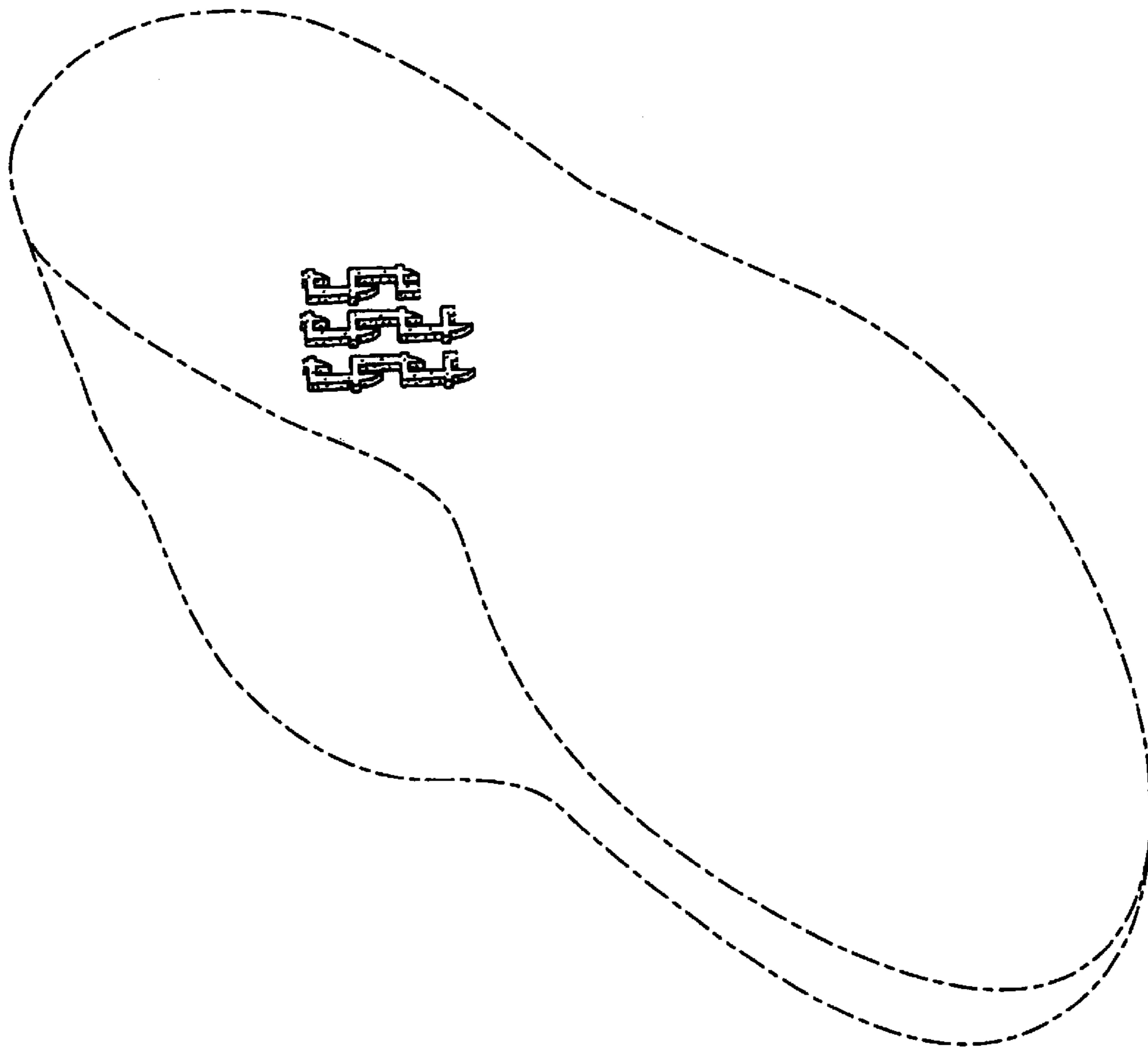


FIG. 4

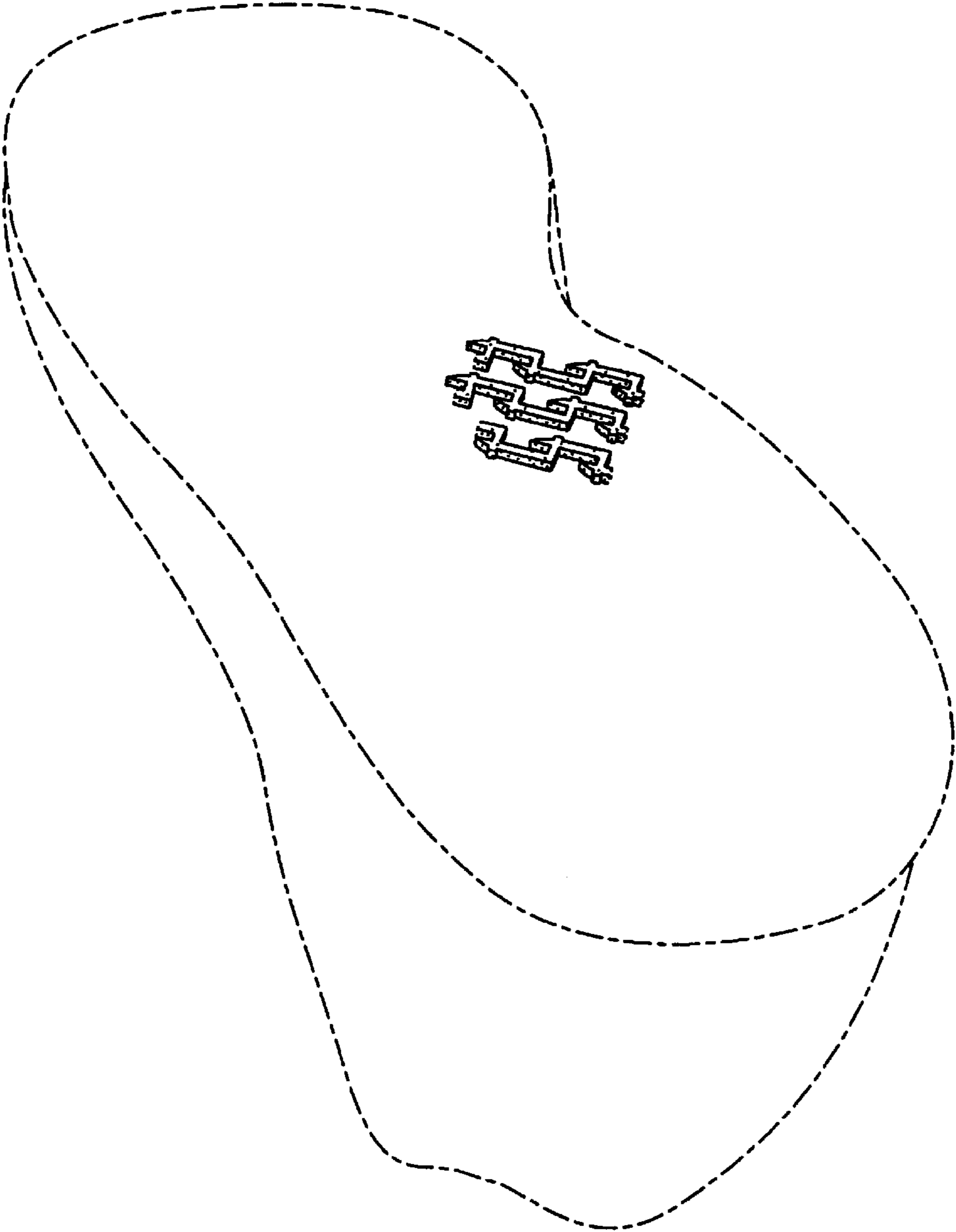


FIG. 5

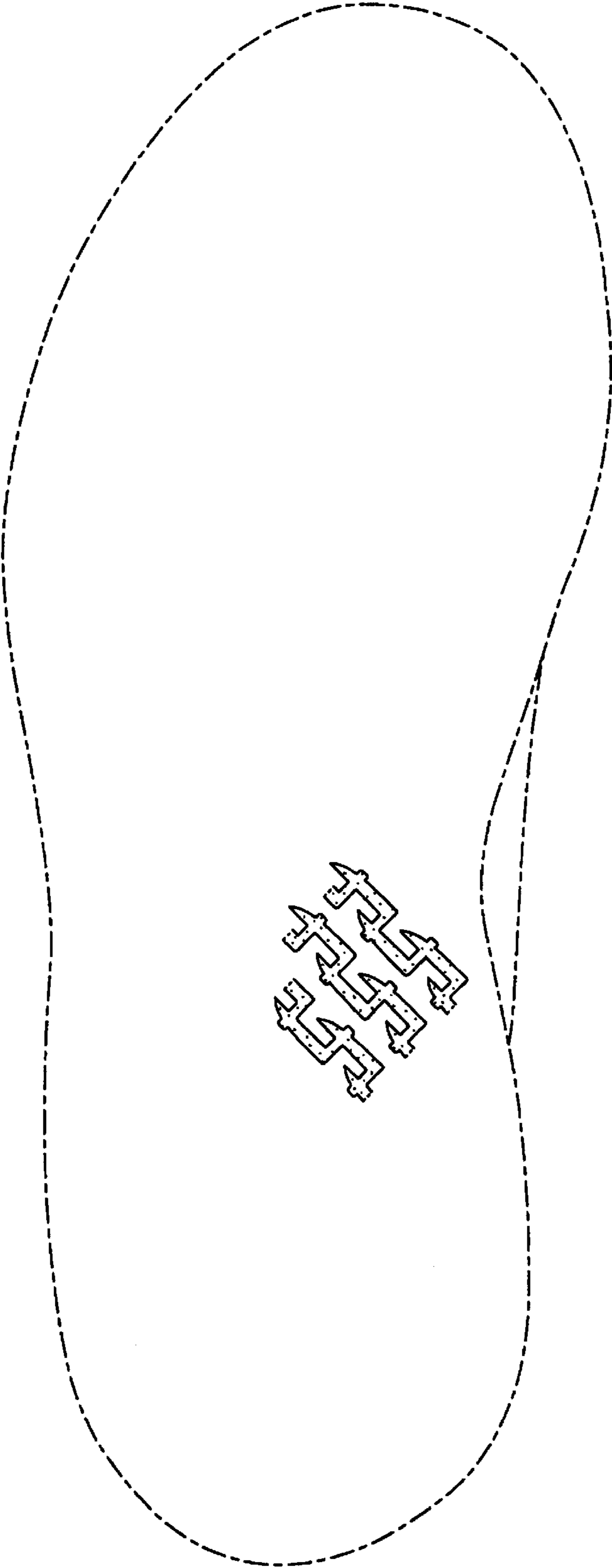


FIG. 6



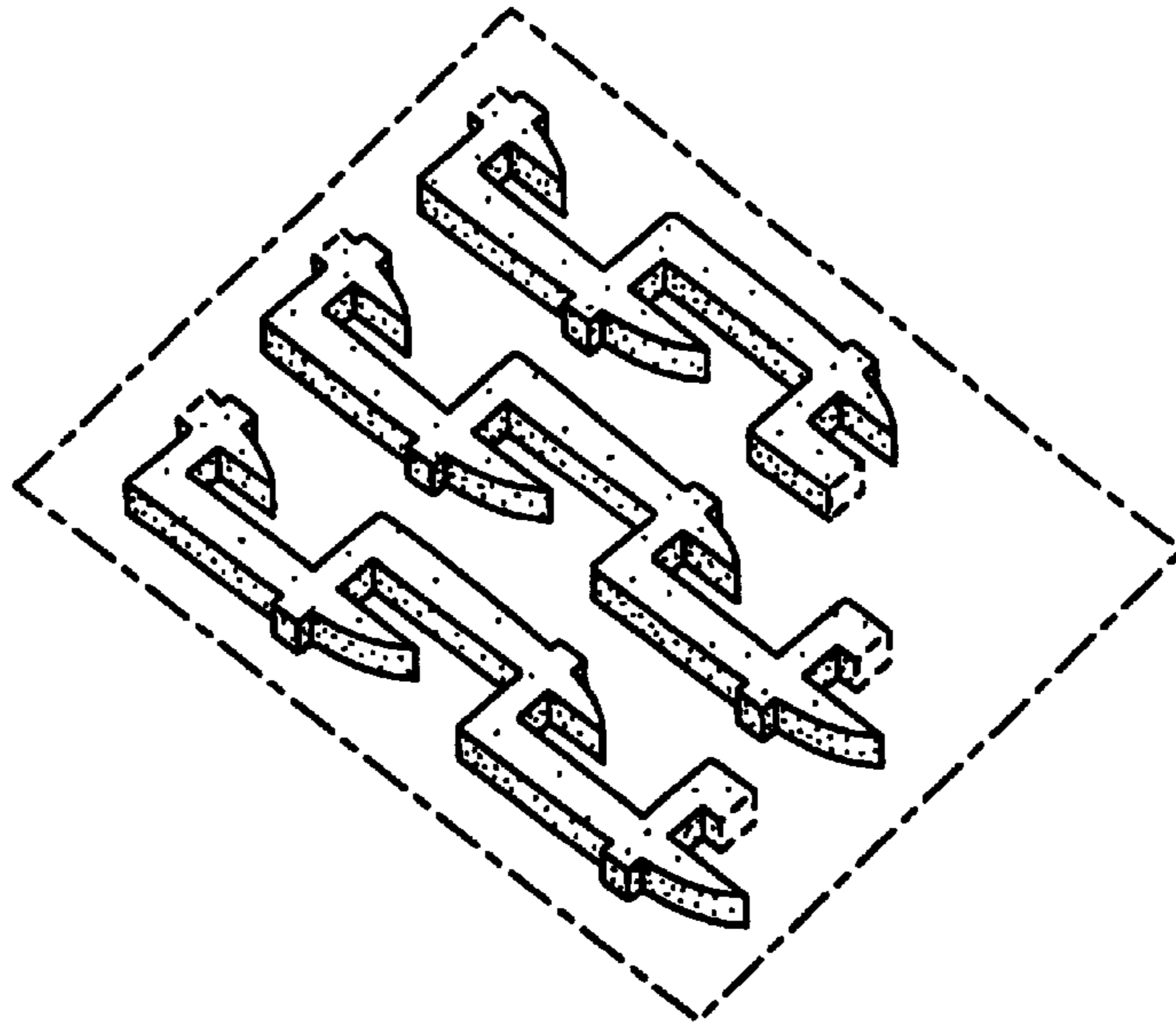


FIG. 7

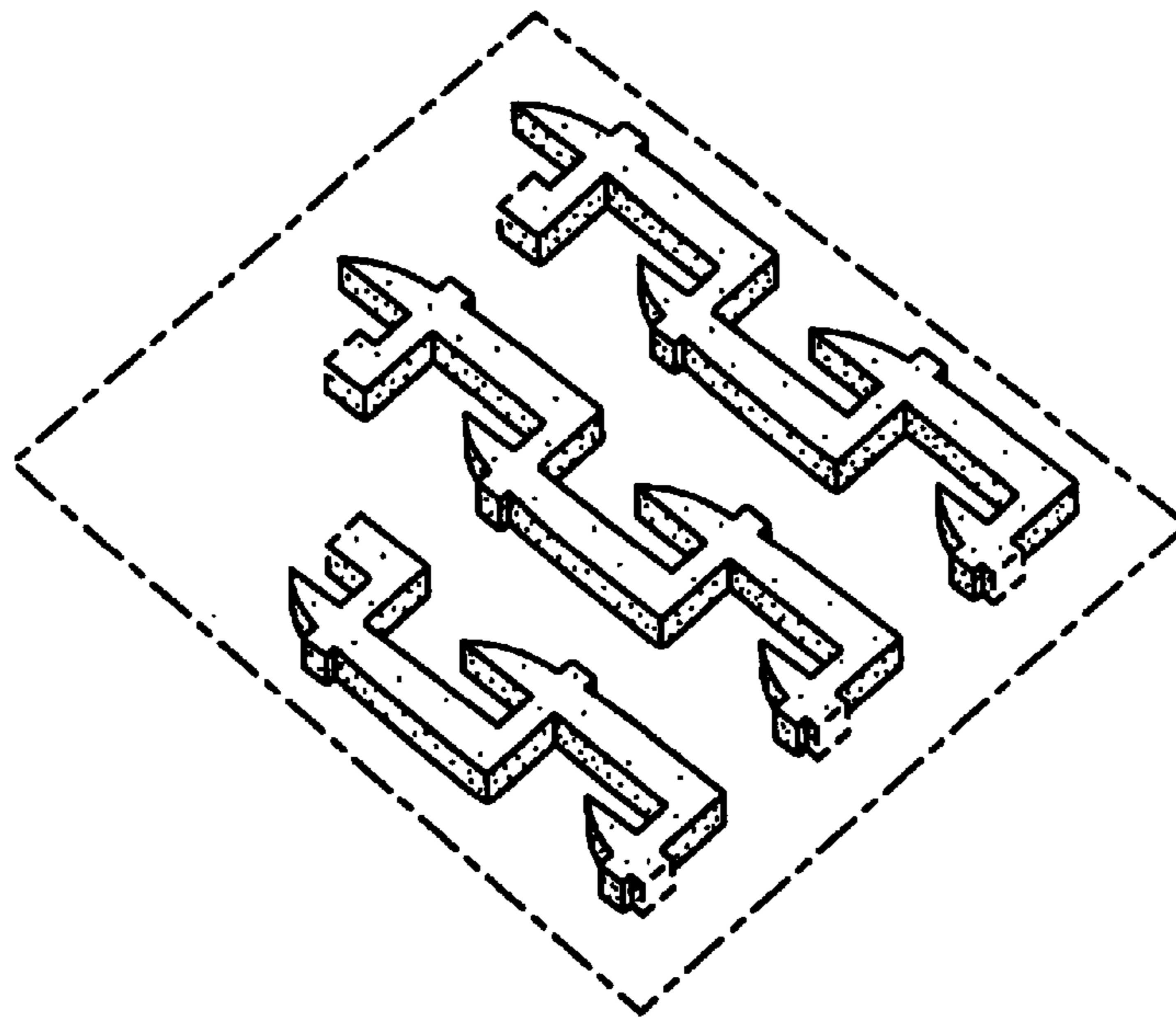


FIG. 8