



US00D504191S

(12) **United States Design Patent**
Schonbek

(10) **Patent No.:** **US D504,191 S**

(45) **Date of Patent:** **** Apr. 19, 2005**

(54) **LIGHT FIXTURE TRIM**

(75) **Inventor:** **Andrew Schonbek**, Plattsburgh, NY (US)

(73) **Assignee:** **Schonbek Worldwide Lighting Inc.**, Plattsburgh, NY (US)

(**) **Term:** **14 Years**

(21) **Appl. No.:** **29/197,636**

(22) **Filed:** **Jan. 16, 2004**

(51) **LOC (7) Cl.** **26-99**

(52) **U.S. Cl.** **D26/154; D26/81**

(58) **Field of Search** D26/72, 73, 80-92,
D26/142-144, 154, 155; D11/22, 25; 362/147,
404-408, 806, 300, 307, 311

(56) **References Cited**

U.S. PATENT DOCUMENTS

D204,078 S	*	3/1966	Page	D26/81
D241,767 S	*	10/1976	Schonbek	D26/154
5,241,460 A	*	8/1993	Schonbek	362/405
5,873,652 A	*	2/1999	Bayer et al.	362/405
5,921,668 A	*	7/1999	Bayer	362/404
6,079,855 A	*	6/2000	Azeredo et al.	362/356
2003/0012021 A1	*	1/2003	Chang	362/249

OTHER PUBLICATIONS

World Imports Catalog No. 17 (c)1990. (4 pages) Page 68—items 1348-08 and 1352-08. Page 69—all fixtures shown. Pages 72—item 1527-08. Page 73—items 1342-08 and 1310-08.*

Crystorama, Inc. “Reflections Of Elegance” Catalog 1988. (2 pages) Page 37—items 1025, 1026 and 1010. Page 50—items 4342, 4344 and 4370.*

Framburg Catalog 2001. (2 pages) Page 71—item 8699. Page 113—item 8426.*

Circa 1920’s “Florentine cage w/amethyst drops” antique chandelier from Rainbow (1 page) Found at www.rain-bowlondon.com on Jul. 11, 2004.*

“Crystal Chandeliers”, Lights of Distinction Catalog: Fixtures, published by the Crystorama Lighting Group, 2002, p. 14.

“Petit Crystal”, Lighting by Schonbek Portfolio Catalog 108, 1980, p. 98.

“Sparkle Plenty”, Country Living, May 2000, p. 21.

* cited by examiner

Primary Examiner—Clare E Heflin

(74) *Attorney, Agent, or Firm*—Heslin Rothenberg Farley & Mesiti P.C.

(57) **CLAIM**

The ornamental design for a light fixture trim, as shown and described.

DESCRIPTION

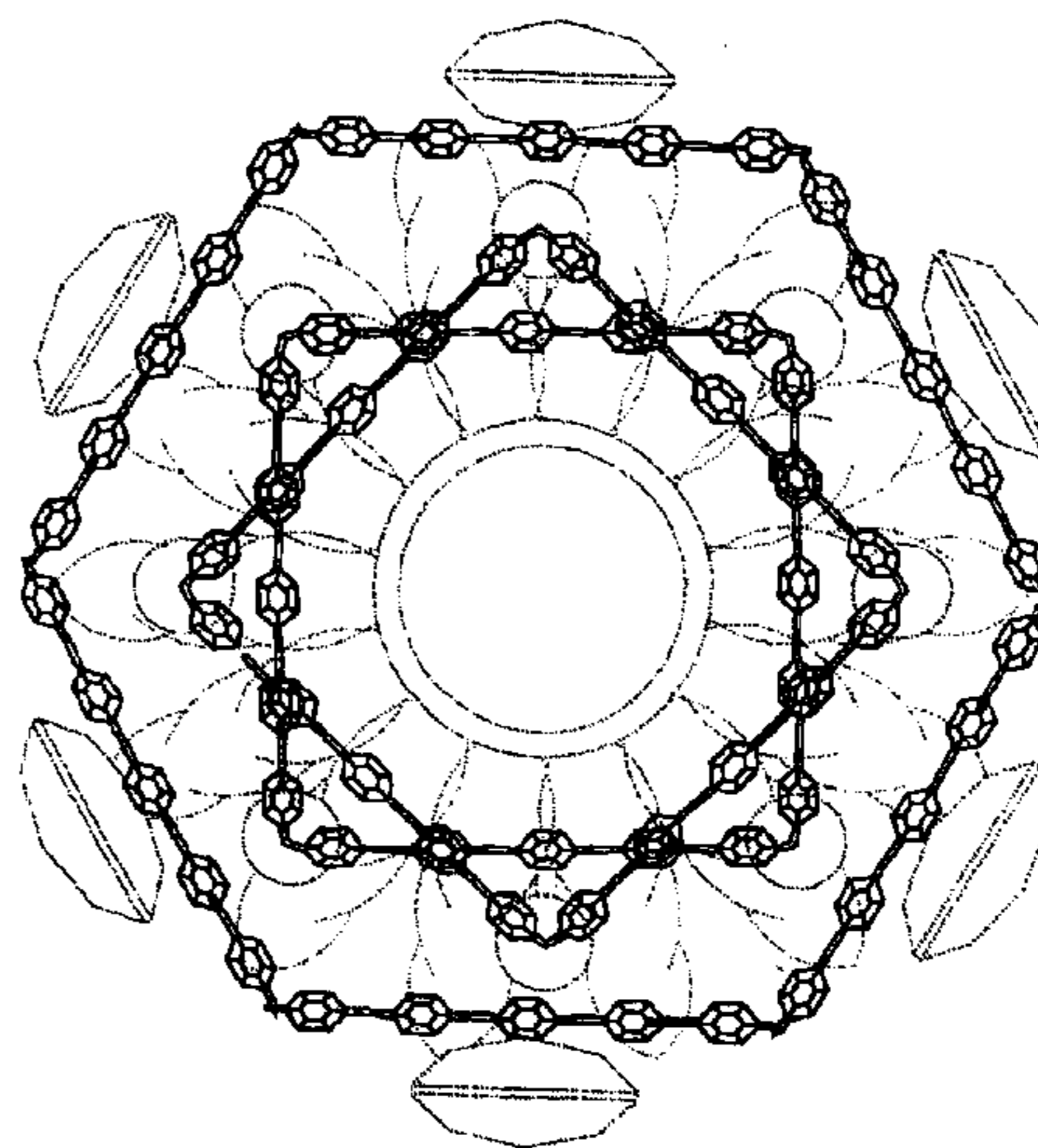
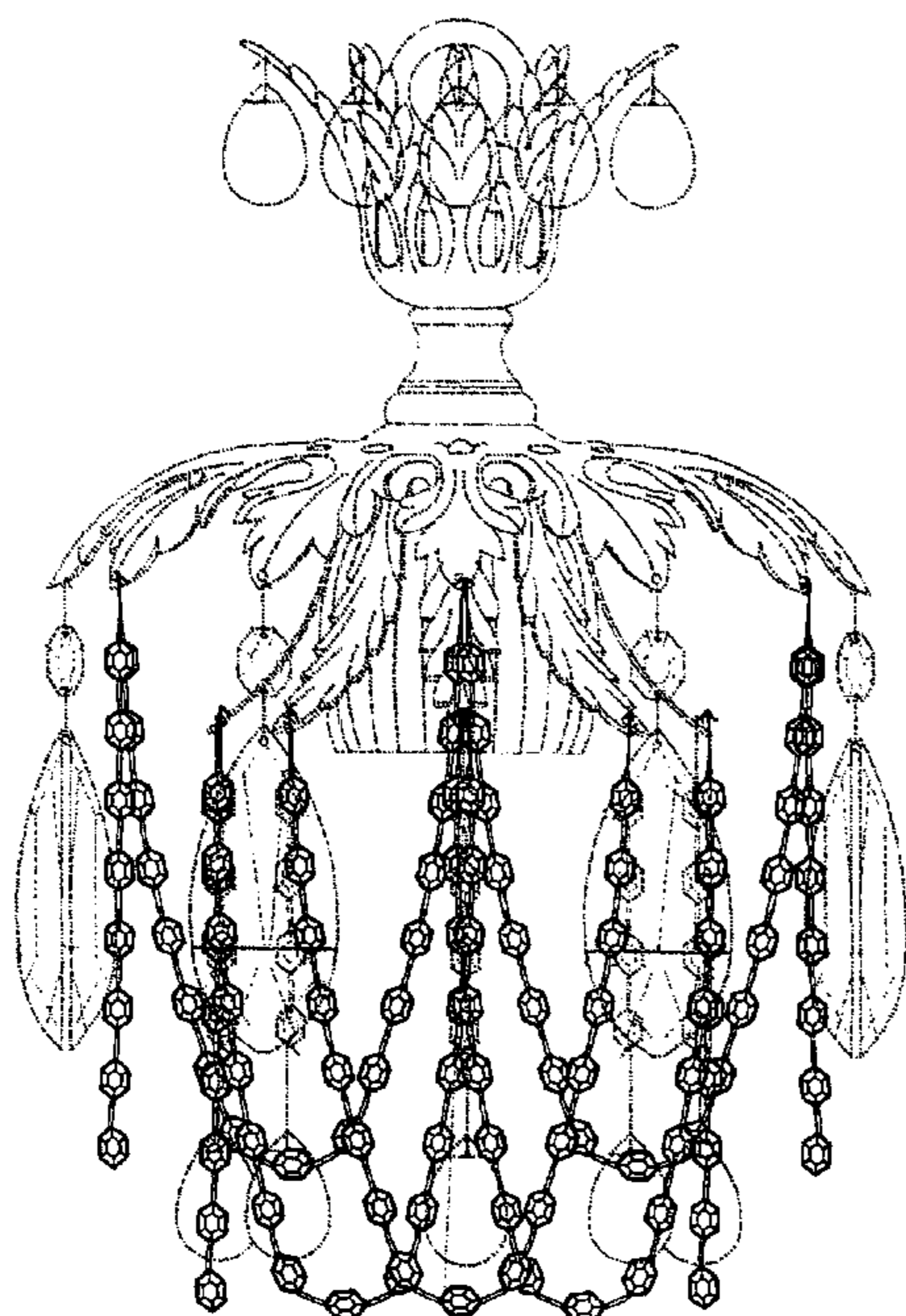
This application is related to commonly owned concurrently filed U.S. design patent application Ser. No. 29/197,592.

FIG. 1 is a front elevation view of the light fixture of the present design, and the side and back elevation views being identical thereto; and,

FIG. 2 is a bottom plan view thereof.

The broken lines shown are for illustrative purposes only and form no part of the claimed design.

1 Claim, 2 Drawing Sheets



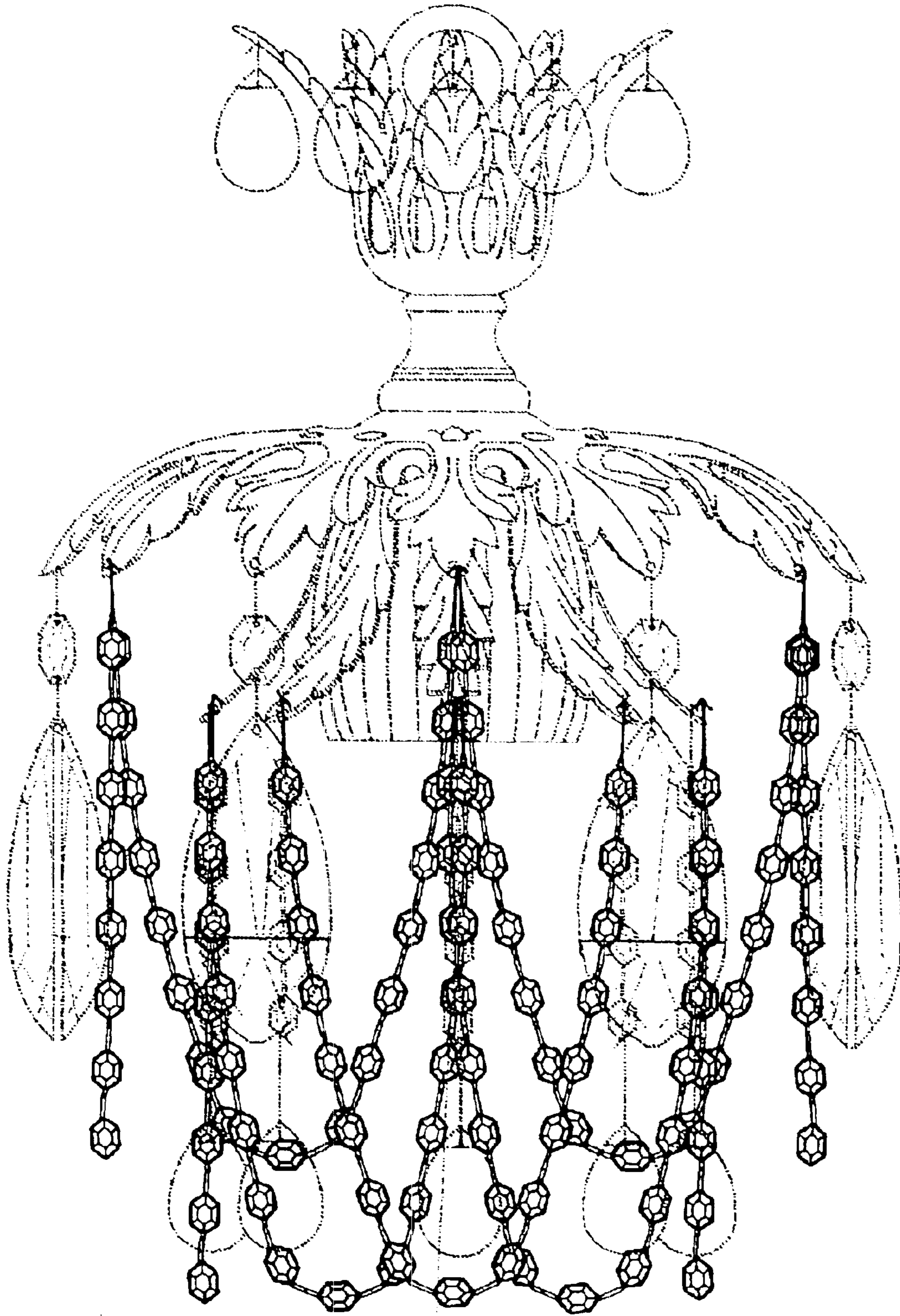


fig. 1

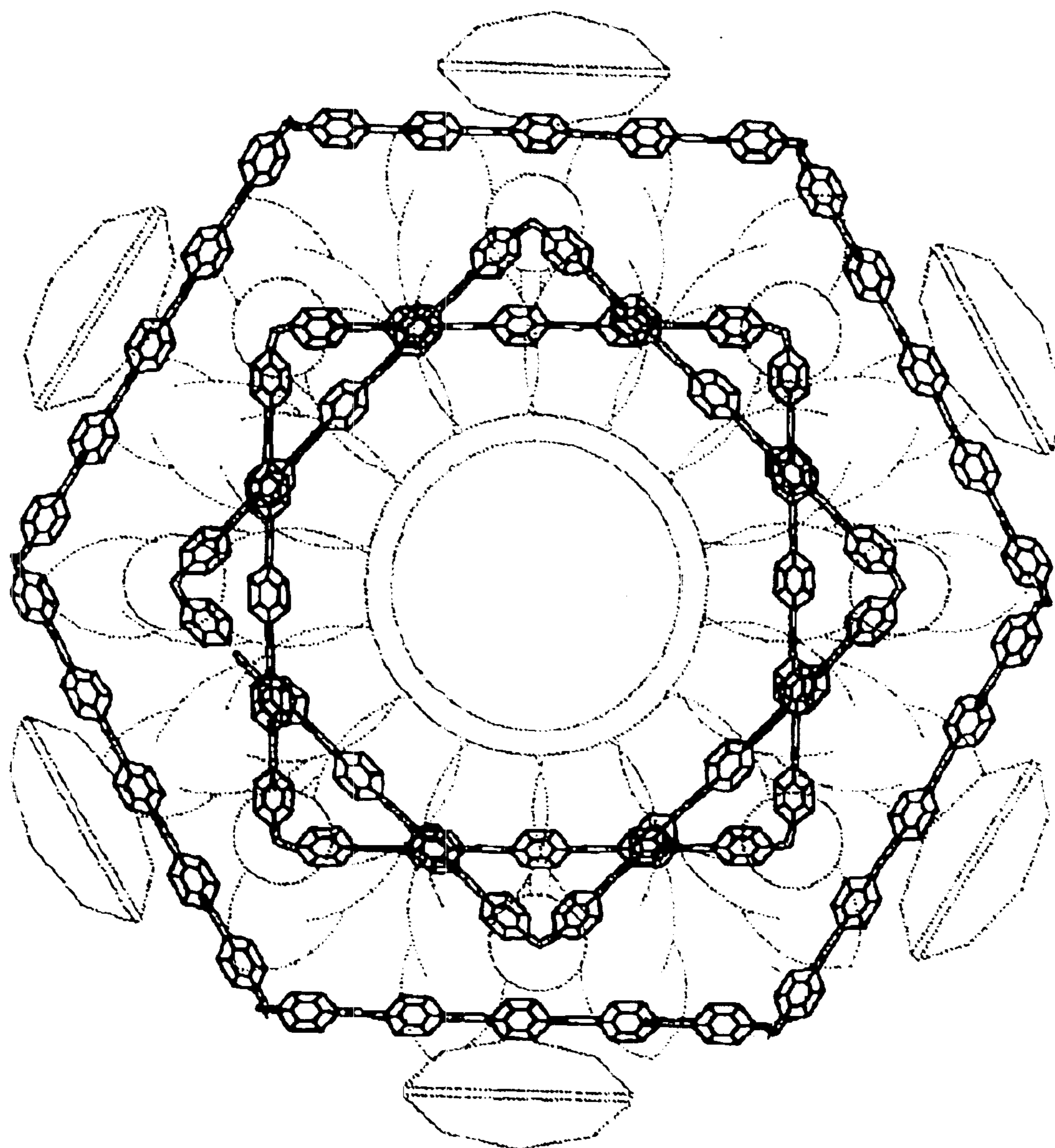


fig. 2