



US00D504186S

(12) **United States Design Patent** (10) **Patent No.:** **US D504,186 S**
Pfeiffer (45) **Date of Patent:** **** Apr. 19, 2005**

(54) **SURFACE CONFIGURATION OF A HEADLIGHT FOR A VEHICLE**
(75) Inventor: **Peter Pfeiffer**, Boeblingen (DE)
(73) Assignee: **DaimlerChrysler AG**, Stuttgart (DE)
(**) Term: **14 Years**
(21) Appl. No.: **29/170,333**
(22) Filed: **Nov. 5, 2002**
(51) **LOC (7) Cl.** **26-06**
(52) **U.S. Cl.** **D26/28**
(58) **Field of Search** D26/28-36; 362/457-468, 362/475-478, 485-487

(56) **References Cited**

U.S. PATENT DOCUMENTS

D137,451 S 3/1944 Harstad
D138,570 S 8/1944 Huff D22/3
D156,070 S 11/1949 Brooks D22/3

(Continued)

OTHER PUBLICATIONS

U.S. Calvary Knives, 1994, p. 111, Catalog.
The Noble Collection, Winter 1997/1998, Historic Daggers, No page listed, Catalog.
United Cutlery Brands, Catalog # 42, 2002, pp. 7, 19, 21, 29, 30, 33-35, 39-45 and 51-60.
Museum Replicas Limited, Horned Skull Sword, p. 65, (1994).
Agincourt, Iberia Sword, Item B, Cutlery Shoppe, p. 38 (1993).

United Cutlery, Double Shadow Fantasy Dagger, p. 16, (1991).

“Auto Motor und Sport,” Jul. 2002, pp. 16-17.

Primary Examiner—Marcus A Jackson

(74) *Attorney, Agent, or Firm*—Crowell & Moring LLP

(57) **CLAIM**

The ornamental design for a surface configuration of a headlight for a vehicle, as shown and described.

DESCRIPTION

This application is related to the following co-pending application, of the inventor: application Ser. No. 29/170,335, entitled “Surface Configuration of a Vehicle, Toy and/or Other Replicas”.

FIG. 1 is a front view of a first embodiment of a surface configuration of a headlight for a vehicle according to my novel design;

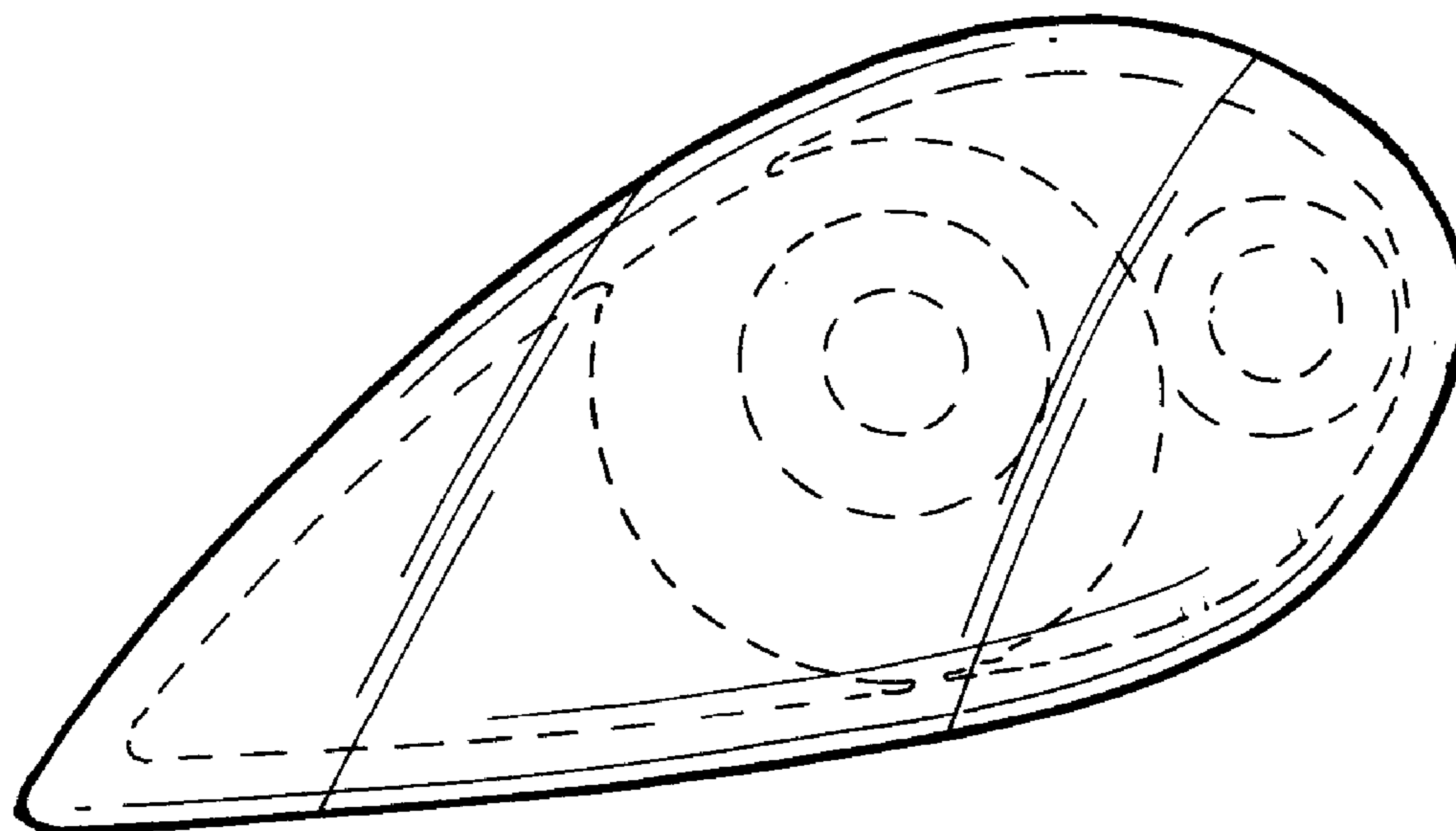
FIG. 2 is a perspective view of the first embodiment of the surface configuration of a headlight for a vehicle according to my novel design;

FIG. 3 is a front view of a second embodiment of the surface configuration of a headlight for a vehicle according to my novel design; and,

FIG. 4 is a perspective view of the second embodiment of the surface configuration of a headlight for a vehicle according to my novel design.

The dash lines included depict environment and are not part of the claimed design.

1 Claim, 2 Drawing Sheets



US D504,186 S

Page 2

U.S. PATENT DOCUMENTS

D170,824 S	11/1953	Kundikoff	D22/3	D375,779 S	11/1996	Hibben	D22/118
D221,335 S	8/1971	Clayton	D22/1	D378,982 S	4/1997	Thompson	D8/99
D222,934 S	2/1972	Cole	D22/2	D379,211 S	5/1997	Thompson	D22/118
D222,935 S	2/1972	Cole	D22/2	D379,488 S	5/1997	Hibben	D22/118
D222,937 S	2/1972	Cole	D22/2	D380,520 S	7/1997	Hibben	D22/118
D222,938 S	2/1972	Cole	D22/2	D381,060 S	7/1997	Moran	D22/118
D225,527 S	12/1972	Cole	D22/2	D382,187 S	8/1997	Hibben	D8/76
4,608,757 A	9/1986	Eckerle	30/299	D383,519 S	9/1997	Lainhart	D22/118
D299,375 S	1/1989	Pipes	D22/118	D388,150 S	12/1997	Glessner	D22/118
D302,455 S	7/1989	Hibben	D22/118	D398,211 S	9/1998	Howard	D8/98
D323,694 S	2/1992	Pipes	D22/118	D406,308 S	3/1999	Hibben	D22/118
D325,616 S	4/1992	Kolombatovich	D22/118	D409,269 S	5/1999	Carson et al.	D22/118
D330,064 S	10/1992	Medina	D22/118	D430,258 S	8/2000	Hall et al.	D22/118
D333,173 S	2/1993	Pipes	D22/118	D430,917 S	9/2000	Hall et al.	D22/188
D336,126 S	6/1993	Luchak	D22/118	D434,466 S	11/2000	Hall et al.	D22/118
D348,599 S	7/1994	Sakai	D8/99	D446,571 S	8/2001	Frazer	D22/118
D348,818 S	7/1994	Hasegawa	D8/99	D448,828 S	10/2001	Karnezis	D22/118
D351,210 S	10/1994	Koskinen	D22/118	D451,571 S	12/2001	Barker, II	D22/118
D360,013 S	7/1995	Collins	D22/118	D451,572 S	12/2001	Barker, II	D22/118
D360,241 S	7/1995	Choi	D21/145	D452,546 S	12/2001	Barker, II	D22/118
D361,104 S	8/1995	Choi	D21/145	D452,547 S	12/2001	Barker, II	D22/118
5,440,814 A	8/1995	Hall et al.	30/295	D452,895 S	1/2002	Rae et al.	D22/118
D362,485 S	9/1995	Hall	D22/118	D461,217 S	8/2002	Hall et al.	D22/118
D363,109 S	10/1995	Hall	D22/118	D461,868 S	8/2002	Hall et al.	D22/118
D371,060 S	6/1996	Lai	D8/107	D481,807 S	* 11/2003	Honer	D26/28
D371,592 S	7/1996	Hall et al.	D22/118	D494,292 S	* 8/2004	Pfeiffer et al.	D26/28
				D495,071 S	* 8/2004	Pfeiffer	D26/28

* cited by examiner

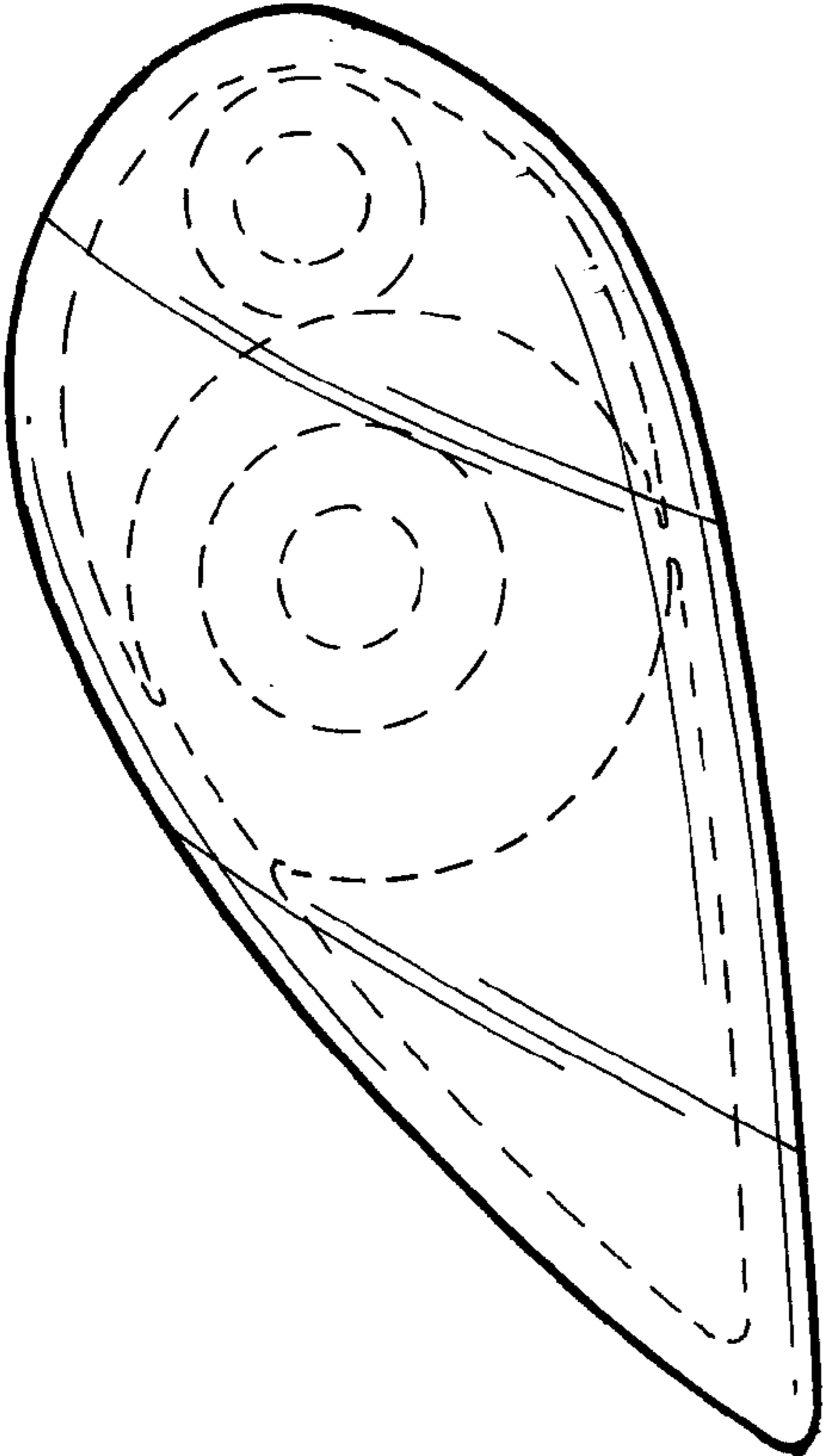


FIG. 1

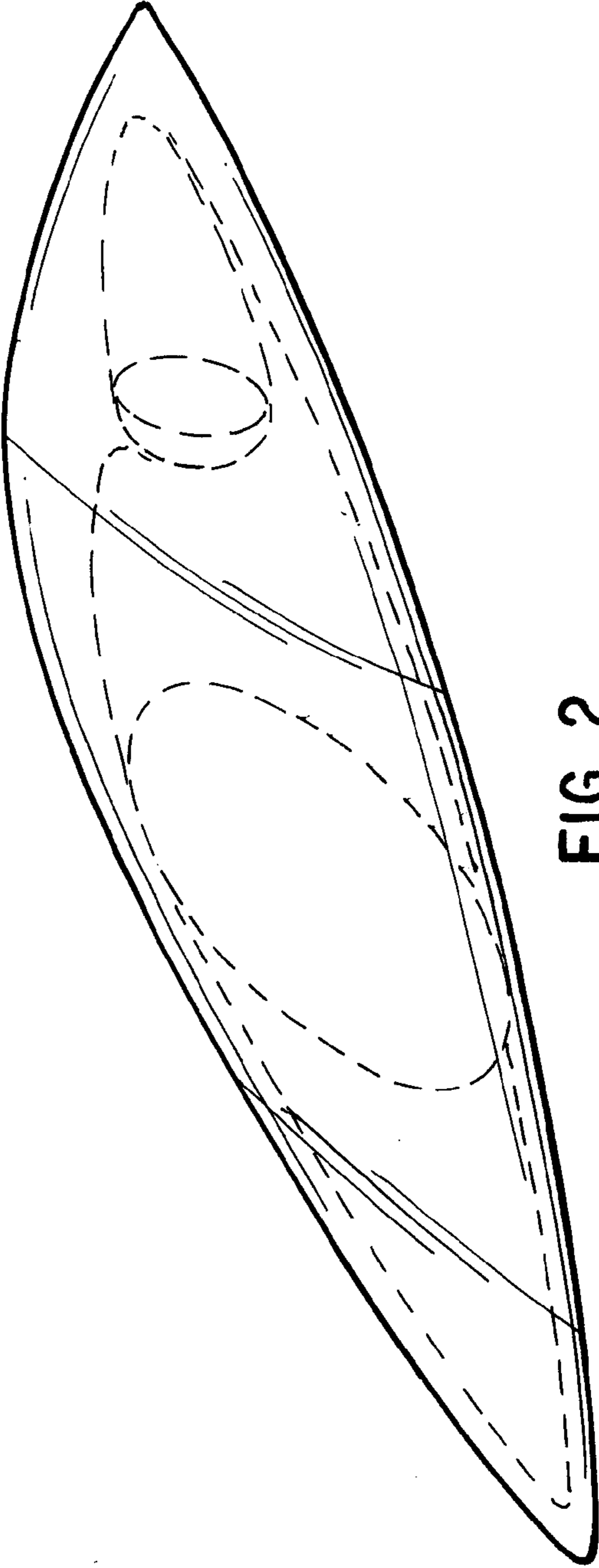


FIG. 2

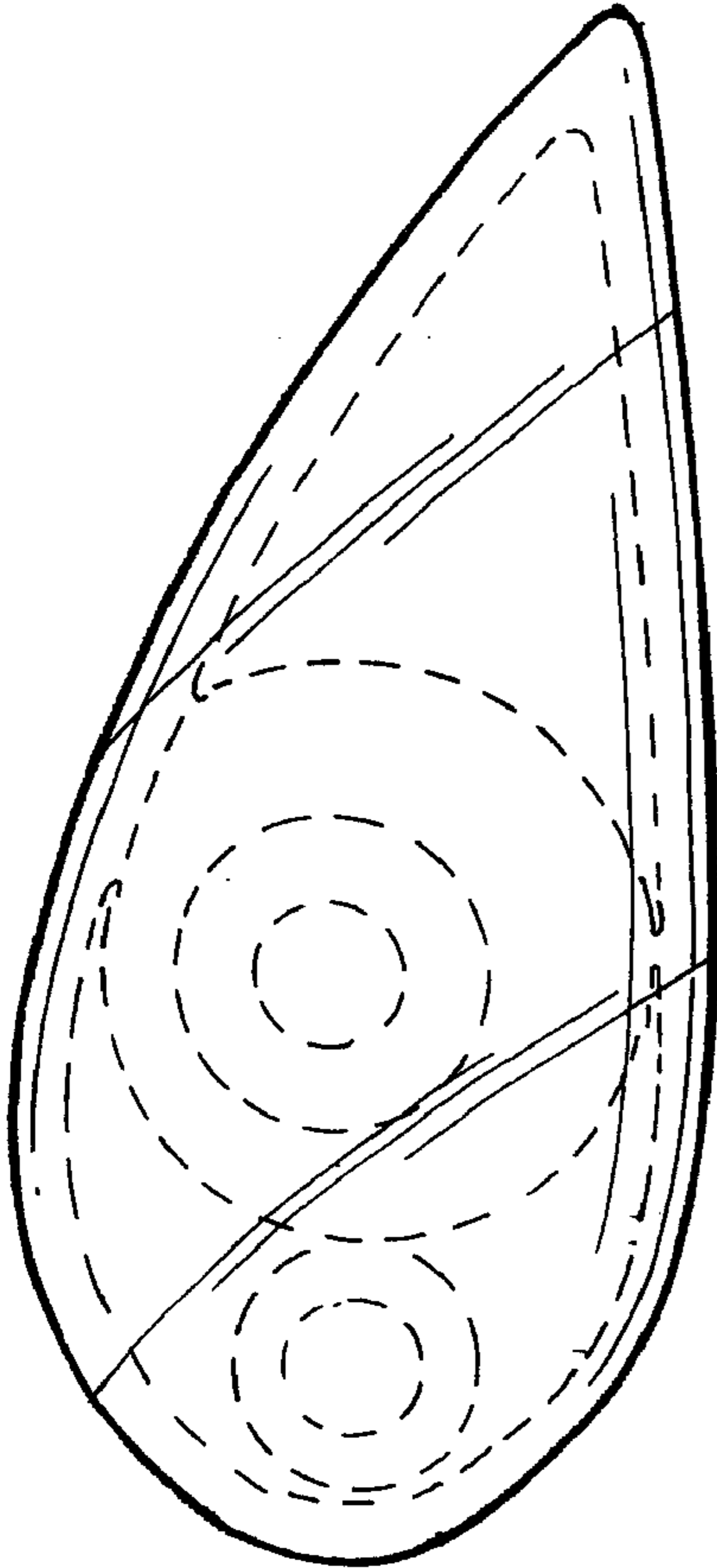


FIG. 3

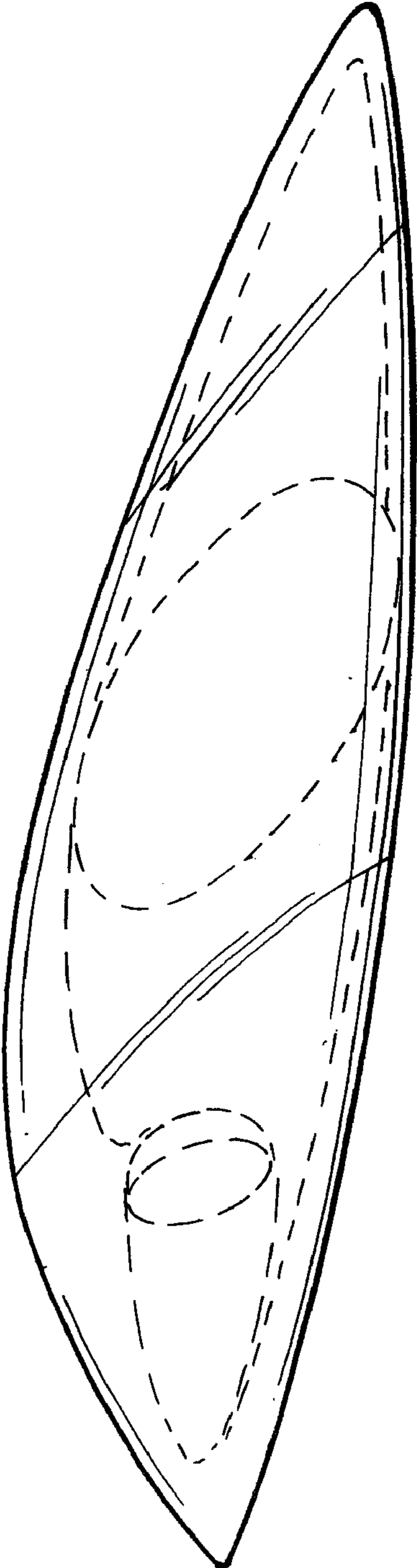


FIG. 4