

US00D504166S

(12) **United States Design Patent**  
**Bellefleur et al.**

(10) **Patent No.: US D504,166 S**

(45) **Date of Patent: \*\* Apr. 19, 2005**

(54) **SHAFT FOR A HOCKEY STICK**

(75) Inventors: **Alain Bellefleur**, St-Luc (CA); **Adam Gans**, Montreal (CA)

(73) Assignee: **Bauer Nike Hockey, Inc.**, St. -Jérôme (CA)

(\*\*) Term: **14 Years**

(21) Appl. No.: **29/192,720**

(22) Filed: **Oct. 29, 2003**

**Related U.S. Application Data**

(62) Division of application No. 29/169,797, filed on Oct. 25, 2002, now Pat. No. Des. 484,555.

(51) **LOC (7) Cl.** ..... **21-02**

(52) **U.S. Cl.** ..... **D21/757; D21/727**

(58) **Field of Search** ..... **D21/727, 405, D21/757; 473/560-563; D6/316**

(56) **References Cited**

**U.S. PATENT DOCUMENTS**

D237,636 S	*	11/1975	LeClare	.....	D21/727
D244,219 S	*	5/1977	Poirier	.....	D21/727
D244,220 S	*	5/1977	De brey	.....	D21/727
D325,474 S	*	4/1992	Jackson	.....	D6/316
D364,654 S	*	11/1995	Boden	.....	D21/405
D418,182 S	*	12/1999	Krist	.....	D21/727
D430,249 S	*	8/2000	Burger	.....	D21/757

D435,074 S	*	12/2000	Dunham	.....	D21/757
D435,614 S	*	12/2000	Illiano	.....	D21/727
D436,150 S	*	1/2001	Dunham	.....	D21/757
D472,286 S	*	3/2003	King	.....	D21/727
D484,555 S	*	12/2003	Bellefleur et al.	.....	D21/727

\* cited by examiner

*Primary Examiner*—Mitchell Siegel

(74) *Attorney, Agent, or Firm*—RatnerPrestia

(57) **CLAIM**

The ornamental design for the shaft for a hockey stick, as shown and described.

**DESCRIPTION**

FIG. 1 is a perspective view of a shaft for a hockey stick; FIG. 2 is a front elevational view of the shaft for a hockey stick of FIG. 1;

FIG. 3 is a right side elevational view of the shaft for a hockey stick of FIG. 1;

FIG. 4 is a rear elevational view of the shaft for a hockey stick of FIG. 1;

FIG. 5 is a top plan view of the shaft for a hockey stick of FIG. 1;


FIG. 6 is a left side elevational view of the shaft for a hockey stick of FIG. 1; and,

FIG. 7 is a bottom plan view of the shaft for a hockey stick of FIG. 1.

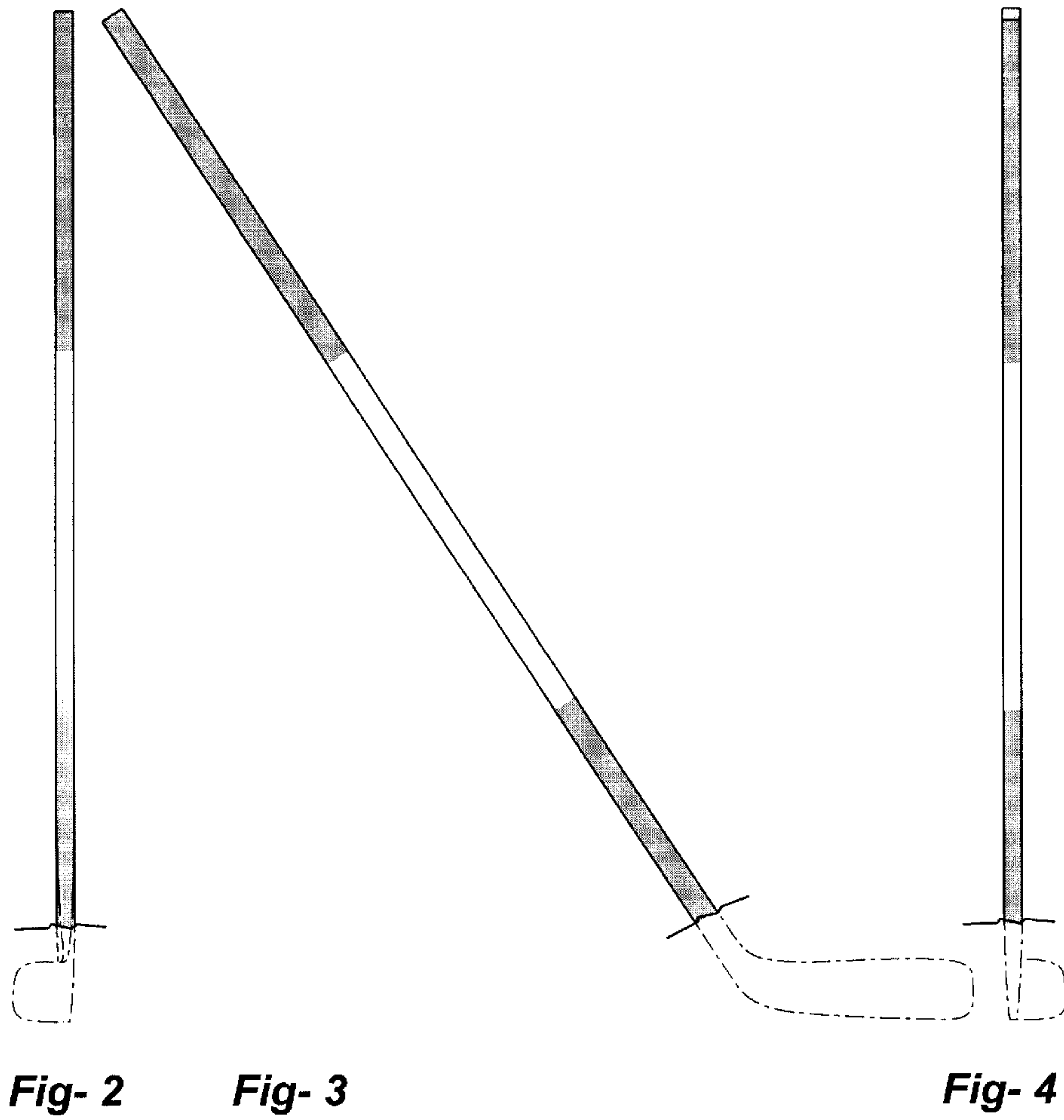
The broken lines shown in FIGS. 1-7 are for illustrative purposes only and form no part of the claimed design.

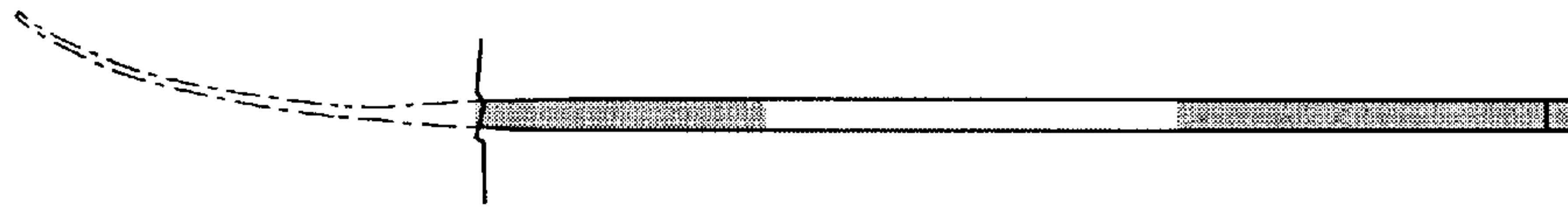
**1 Claim, 3 Drawing Sheets**



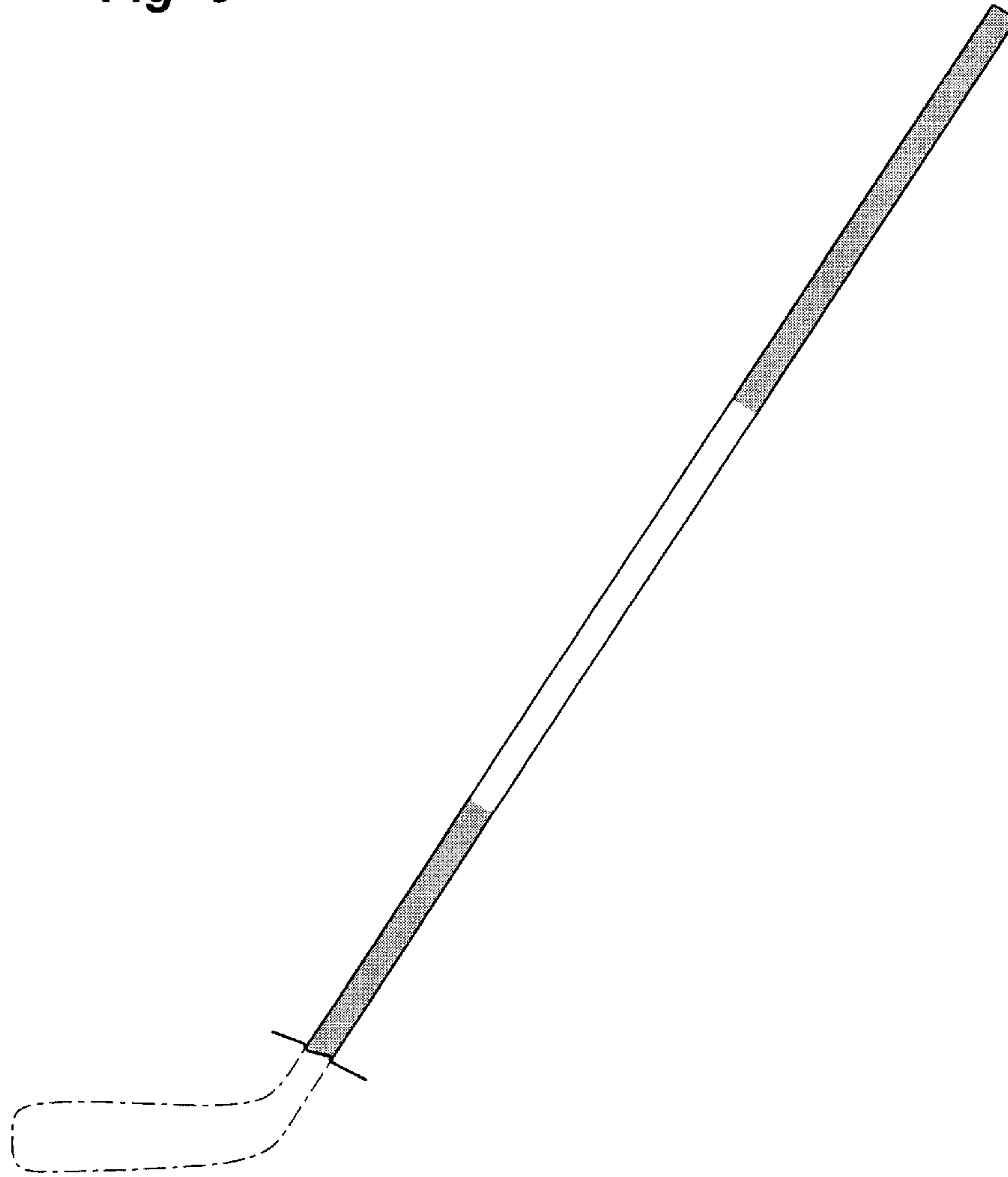


**Fig- 1**

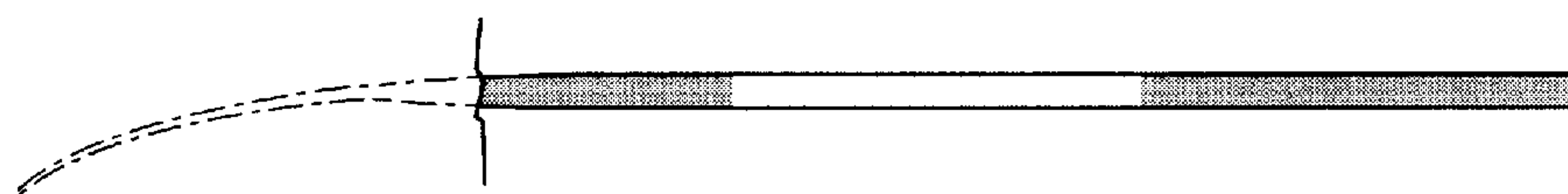




**Fig- 5**



**Fig- 6**



**Fig- 7**