

US00D504159S

(12) **United States Design Patent**
Best et al.

(10) **Patent No.: US D504,159 S**
(45) **Date of Patent: ** Apr. 19, 2005**

- (54) **PROMOTIONAL ASSEMBLY**
- (75) Inventors: **Scott D. Best**, Troy, MI (US); **James F. Turner**, Farmington Hills, MI (US)
- (73) Assignee: **Saxon, Inc.**, Ferndale, MI (US)
- (**) Term: **14 Years**
- (21) Appl. No.: **29/213,203**
- (22) Filed: **Sep. 15, 2004**

Related U.S. Application Data

- (62) Division of application No. 29/189,010, filed on Aug. 27, 2003.
- (51) **LOC (7) Cl.** **19-08**
- (52) **U.S. Cl.** **D20/27; D20/442**
- (58) **Field of Search** D20/10, 22, 28, D20/40, 41, 42, 99; 40/1.5, 1.6, 56, 124.01, 299.01, 331, 630, 633, 634, 638, 669

References Cited

U.S. PATENT DOCUMENTS

458,169 A *	8/1891	Hayes	40/638
842,348 A	1/1907	Shiley	
1,089,154 A	3/1914	Portmore	
2,094,210 A	9/1937	Graben	40/21
2,098,164 A *	11/1937	Rice	40/638
2,214,011 A *	9/1940	Broudy	229/74
2,767,495 A *	10/1956	Harris	40/638
3,227,268 A *	1/1966	Gringer	206/349
3,290,808 A *	12/1966	Delitz	40/638
3,706,626 A *	12/1972	Smith et al.	428/42.3
3,753,305 A	8/1973	Meuh	40/125 R
3,755,934 A	9/1973	Porcher et al.	40/2 F
D254,226 S	2/1980	Morse	D7/45
4,726,131 A	2/1988	Cass	
4,846,501 A	7/1989	Del Grande	282/9 R
4,862,617 A	9/1989	Cooke, Jr. et al.	40/663
4,930,234 A *	6/1990	Schmidt	40/1.5
D329,468 S	9/1992	Hatt	D20/42
5,299,834 A	4/1994	Kraige	283/51
5,343,647 A	9/1994	Bulka	40/630

D358,429 S	5/1995	Ely	D20/27
5,417,458 A	5/1995	Best et al.	283/51
5,423,141 A	6/1995	Myles et al.	40/586
5,501,491 A	3/1996	Thompson	283/70
D386,793 S	11/1997	Haas et al.	D20/27
D394,882 S	6/1998	Ho	D20/42
D395,680 S	6/1998	Sandy	D20/42
D395,923 S	7/1998	Ely	D20/28
5,776,287 A	7/1998	Best et al.	156/260
5,863,076 A	1/1999	Warther	283/74
5,865,470 A	2/1999	Thompson	283/70
5,868,498 A	2/1999	Martin	383/11
6,092,841 A	7/2000	Best et al.	283/56
D432,174 S	10/2000	Stevens et al.	D20/22
6,197,396 B1	3/2001	Haas	428/40.1
6,209,918 B1	4/2001	Christopherson	283/51
6,228,451 B1	5/2001	Boudouris et al.	428/40.1
6,241,287 B1	6/2001	Best et al.	283/51
6,299,530 B1	10/2001	Hansted et al.	462/64
6,305,716 B1	10/2001	Warther et al.	283/61
6,315,023 B1	11/2001	King et al.	156/494
6,352,608 B1	3/2002	Garden	156/494
D456,910 S	5/2002	Clark et al.	D24/225
D479,562 S	9/2003	Best et al.	D20/27
6,623,039 B1	9/2003	Thompson et al.	283/27
D490,475 S	5/2004	Best et al.	D20/27
D493,492 S *	7/2004	Best et al.	D20/27
D493,840 S *	8/2004	Best et al.	D20/27
D494,223 S *	8/2004	Best et al.	D20/27

* cited by examiner

Primary Examiner—Robert M. Spear
(74) *Attorney, Agent, or Firm*—Howard & Howard

(57) **CLAIM**

The ornamental design for a promotional assembly, as shown and described.

DESCRIPTION

FIG. 1 is a perspective view of a promotional assembly in accordance with the present invention wherein the promotional assembly includes an advertising portion and a coupon card portion;

FIG. 2 is a front view of the promotional assembly;

FIG. 3 is a rear view of the promotional assembly showing a number of coupons in phantom;




FIG. 4 is a right side elevational view of the promotional assembly;

FIG. 5 is a left side elevational view of the promotional assembly;

FIG. 6 is a bottom side elevational view of the promotional assembly; and,

FIG. 7 is a top side elevational view of the promotional assembly.

The three broken line segments in FIGS. 1-3 represent perforations, which form part of the claimed design. The elements shown in phantom are for illustrative purposes only and form no part of the claimed design.

1 Claim, 2 Drawing Sheets




FIG - 1




FIG - 2




FIG - 3



FIG - 4



FIG - 5



FIG - 6




FIG - 7