

US00D504153S

(12) **United States Design Patent**
Yang

(10) **Patent No.:** **US D504,153 S**

(45) **Date of Patent:** **** Apr. 19, 2005**

(54) **PEN**
(76) **Inventor:** **Chi-Nan Yang**, No. 35, Lane 340, Sec. 2, Chungshan Rd., Chungho City, Taipei Hsien (TW)

D454,588 S * 3/2002 Takanashi D19/43
D472,576 S * 4/2003 Koury et al. D19/43
D483,067 S * 12/2003 Takanashi D19/43
D491,984 S * 6/2004 Piacenza D19/51
D496,961 S * 10/2004 Daida D19/43

(**) **Term:** **14 Years**

* cited by examiner

(21) **Appl. No.:** **29/210,929**

Primary Examiner—Martie K. Holtje

(22) **Filed:** **Aug. 10, 2004**

(74) *Attorney, Agent, or Firm*—Rosenberg, Klein & Lee

(51) **LOC (7) Cl.** **19-06**

(57) **CLAIM**

(52) **U.S. Cl.** **D19/43; D19/50; D19/56**

The ornamental design for a pen, as shown and described.

(58) **Field of Search** D19/35, 36, 41–51, D19/53–58, 81–85; 401/98, 88, 202, 209, 213, 243–247, 262; 24/10 R, 11 R, 11 F, 11 C, 11 CT, 11 HC, 11 M, 11 P, 11 PP

DESCRIPTION

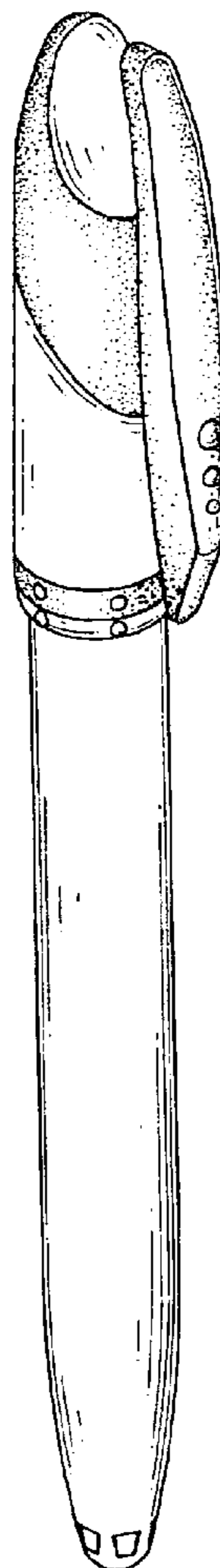
(56) **References Cited**

FIG. 1 is a perspective view of a pen showing my new design;
FIG. 2 is a left side elevational view thereof, the right side being a mirror image thereof;
FIG. 3 is a rear elevational view thereof;
FIG. 4 is a front elevational view thereof;
FIG. 5 is an enlarged top plan view thereof; and,
FIG. 6 is an enlarged bottom plan view thereof.

U.S. PATENT DOCUMENTS

D364,892 S * 12/1995 Lin D19/49
D365,364 S * 12/1995 Tseng D19/50
D409,657 S * 5/1999 Veillon et al. D19/43
D416,941 S * 11/1999 Chevalier et al. D19/51

1 Claim, 3 Drawing Sheets






FIG.1

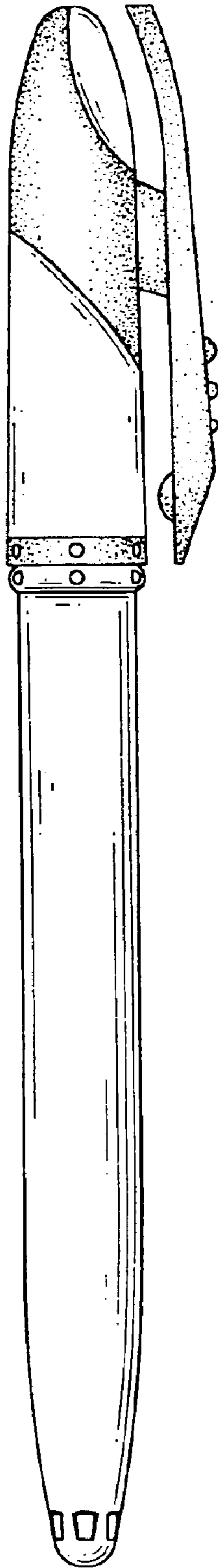


FIG. 2

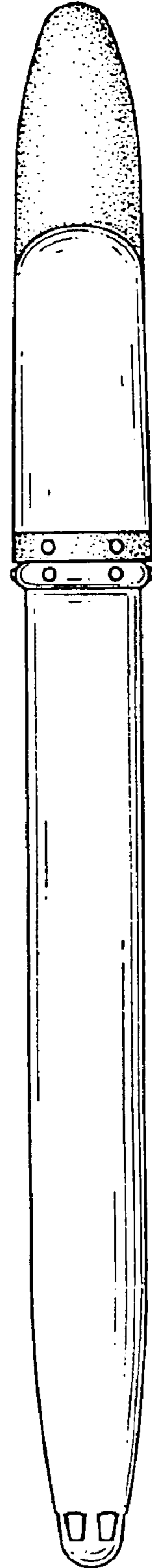


FIG. 3

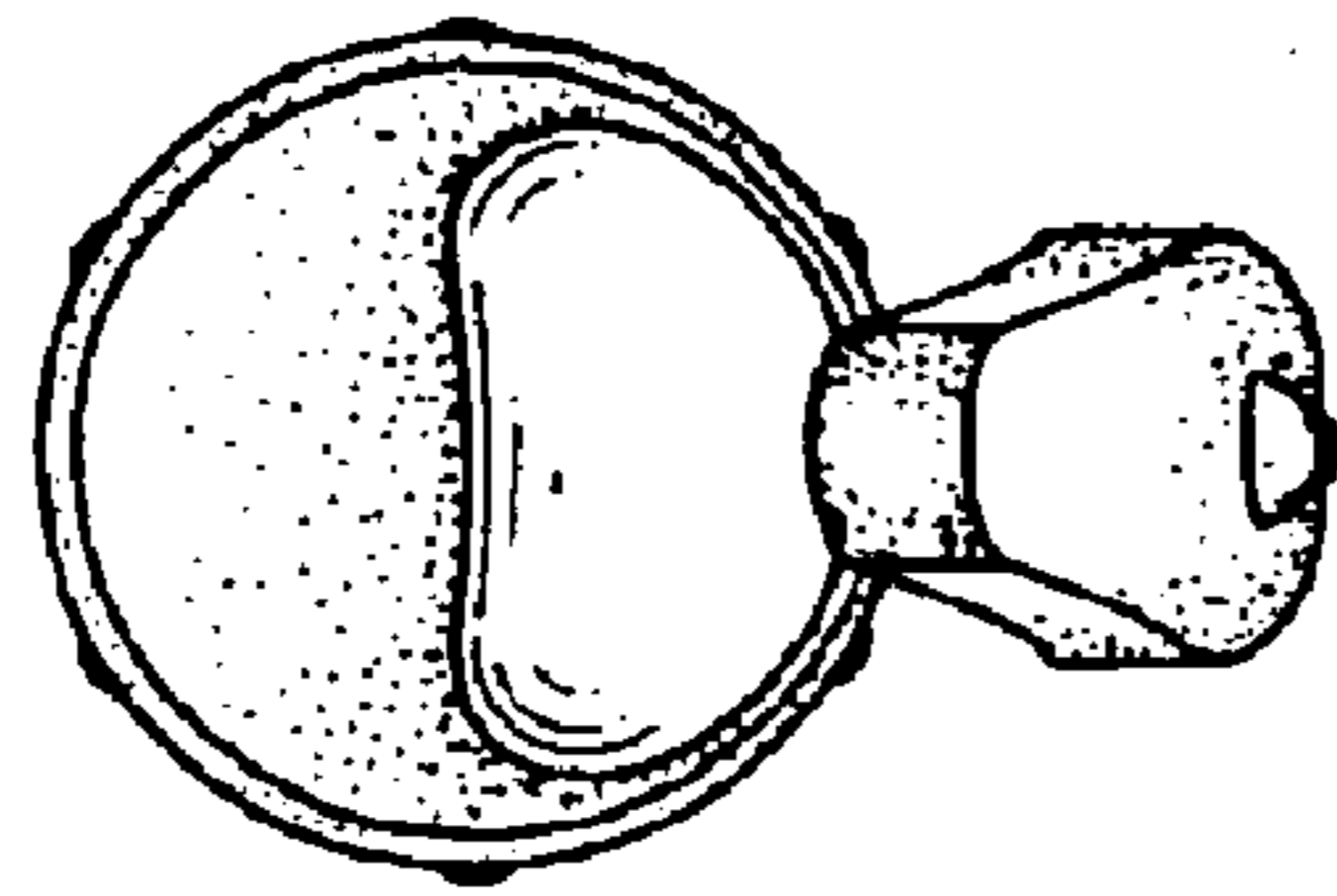


FIG. 5

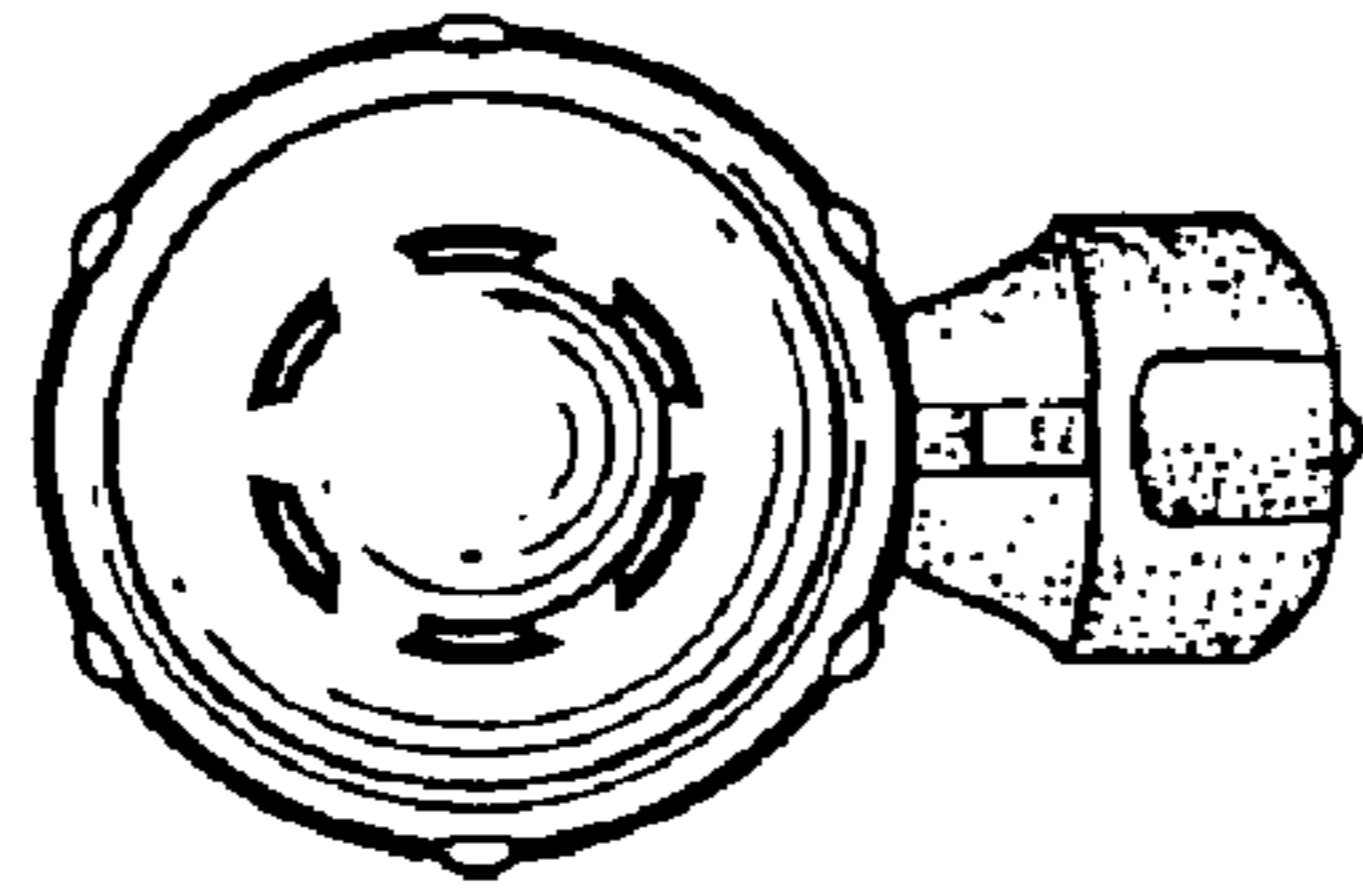


FIG. 6

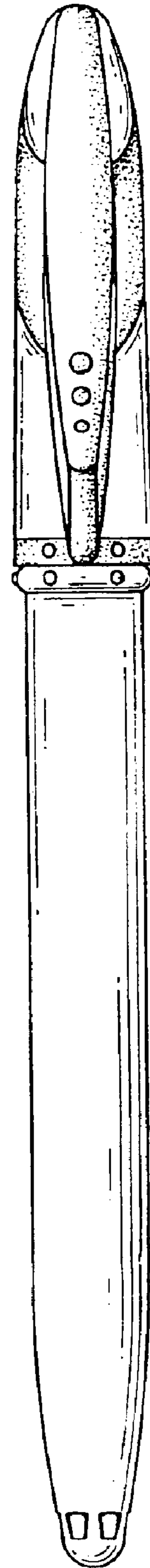


FIG. 4