

US00D504129S

(12) **United States Design Patent**  
**Loew et al.**

(10) **Patent No.:** **US D504,129 S**  
(45) **Date of Patent:** **\*\* Apr. 19, 2005**

(54) **LAPTOP COMPUTER**

(75) **Inventors:** **Christopher Loew**, Palo Alto, CA (US); **Paul Bradley**, Palo Alto, CA (US); **Pontus Wahlgren**, San Francisco, CA (US); **Sam Lucente**, San Francisco, CA (US); **Shizunori S. Kobara**, Foster City, CA (US); **Stacy L. Wolff**, Cypress, TX (US)

(73) **Assignee:** **Hewlett-Packard Development Company, L.P.**, Houston, TX (US)

(\*\*) **Term:** **14 Years**

(21) **Appl. No.:** **29/207,091**

(22) **Filed:** **Jun. 7, 2004**

(51) **LOC (7) Cl.** ..... **14-02**

(52) **U.S. Cl.** ..... **D14/318**

(58) **Field of Search** ..... D14/318-327;  
D18/1, 2, 7; 235/145 A, 145 R; 341/22,  
23; 345/156, 168, 169, 172, 173; 349/12;  
361/680-686

(56) **References Cited**

**U.S. PATENT DOCUMENTS**

D423,584 S \* 4/2000 Chan ..... D14/318

D431,559 S \* 10/2000 Morooka ..... D14/318  
6,205,021 B1 \* 3/2001 Klein et al. .... 361/683  
D479,840 S \* 9/2003 Lu ..... D14/318  
D485,262 S \* 1/2004 Kamegi ..... D14/318

\* cited by examiner

*Primary Examiner*—Freda S. Nunn  
(74) *Attorney, Agent, or Firm*—Lloyd E. Dakin, Jr.


(57) **CLAIM**


The ornamental design for a laptop computer, as shown and described.

**DESCRIPTION**

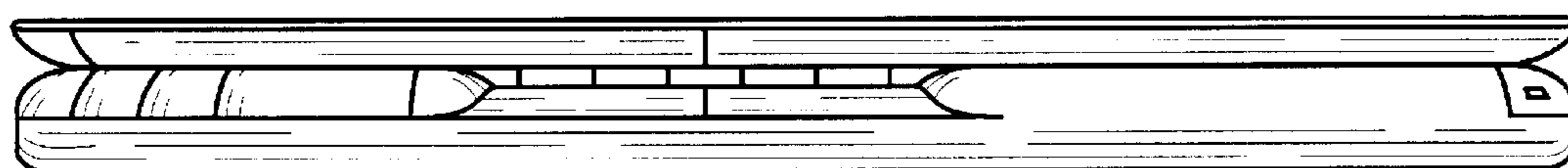
FIG. 1 is a perspective view of a laptop computer showing the new design;  
FIG. 2 is a front elevation view thereof;  
FIG. 3 is a rear elevation view thereof;  
FIG. 4 is a left side elevation view thereof;  
FIG. 5 is a right side elevation view thereof;  
FIG. 6 is a top plan view thereof; and,  
FIG. 7 is a bottom plan view thereof.

**1 Claim, 3 Drawing Sheets**






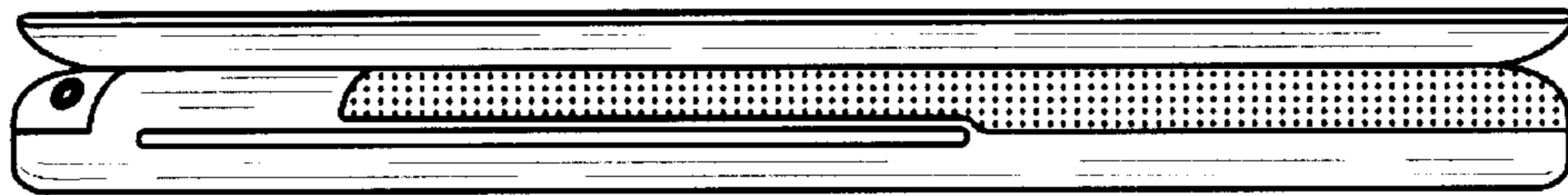
**FIG. 1**




**FIG. 2**



**FIG. 3**



**FIG. 4**



**FIG. 5**

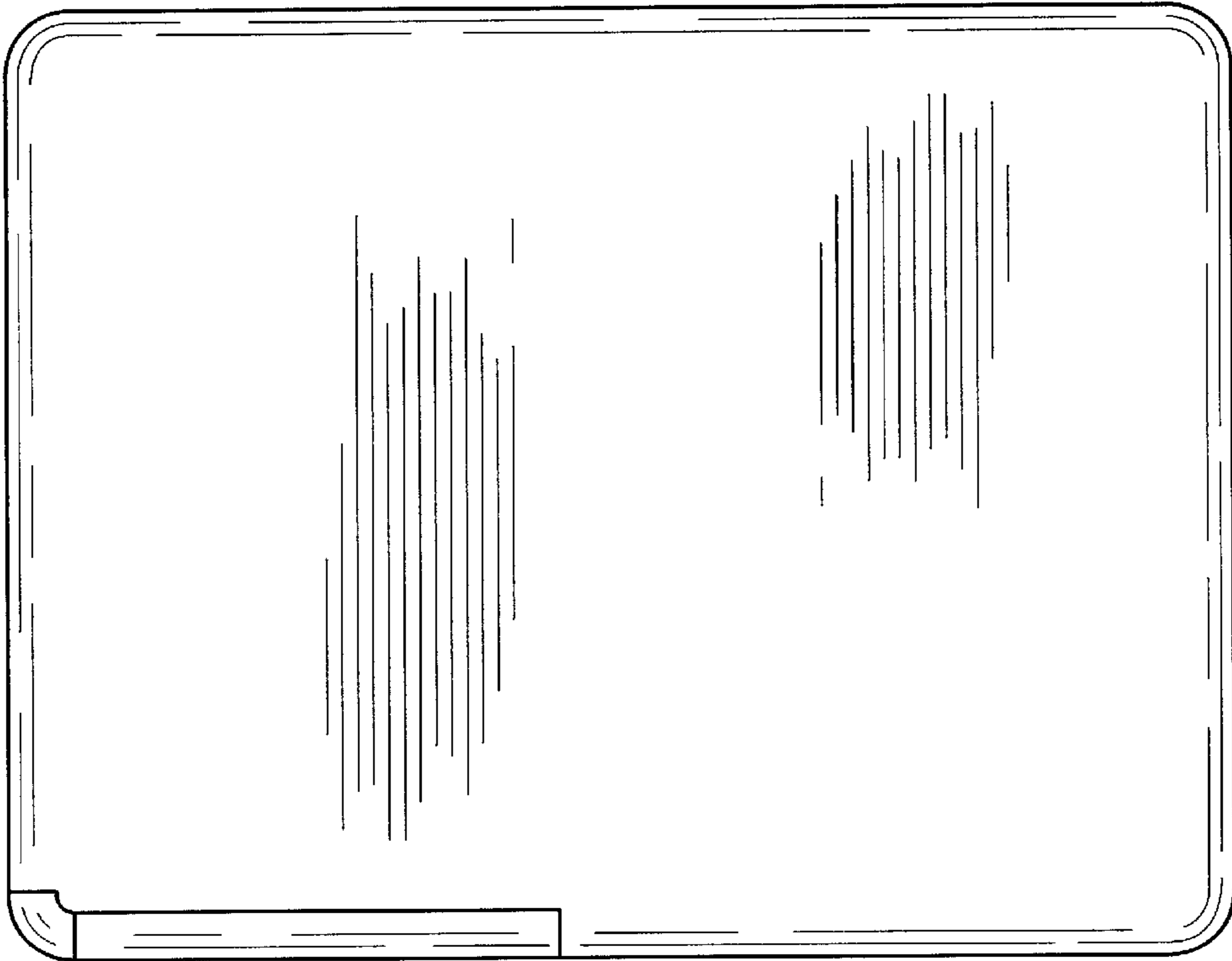


FIG. 6




FIG. 7