

US00D504126S

(12) **United States Design Patent**
Saulespurens et al.

(10) **Patent No.:** **US D504,126 S**

(45) **Date of Patent:** **** Apr. 19, 2005**

(54) **MICROPHONE**

(75) Inventors: **Martins Saulespurens**, Westlake Village, CA (US); **Bernard Wise**, Westlake Village, CA (US)

(73) Assignee: **Baltic Latvian Universal Electronics, LLC**, Westlake Village, CA (US)

(**) Term: **14 Years**

(21) Appl. No.: **29/204,593**

(22) Filed: **Apr. 30, 2004**

(51) **LOC (7) Cl.** **14-01**

(52) **U.S. Cl.** **D14/228**

(58) **Field of Search** D14/225, 226, D14/227, 228, 229; 181/158, 242; 381/157, 158, 181, 355, 356, 357, 358, 359, 360, 369, 115

(56) **References Cited**

U.S. PATENT DOCUMENTS

2,848,561 A * 8/1958 Gorike 381/357

D277,852 S * 3/1985 Watson D14/228
D282,063 S * 1/1986 Watson D14/228
D310,368 S * 9/1990 Derhaag et al. D14/228
D397,119 S * 8/1998 Okon D14/228
D470,130 S * 2/2003 Bigeh D14/228

* cited by examiner

Primary Examiner—Paula A. Greene

(74) *Attorney, Agent, or Firm*—Jack L. Munro

(57) **CLAIM**

The ornamental design for microphone, as shown.

DESCRIPTION

FIG. 1 is a perspective view of the microphone showing our new design;

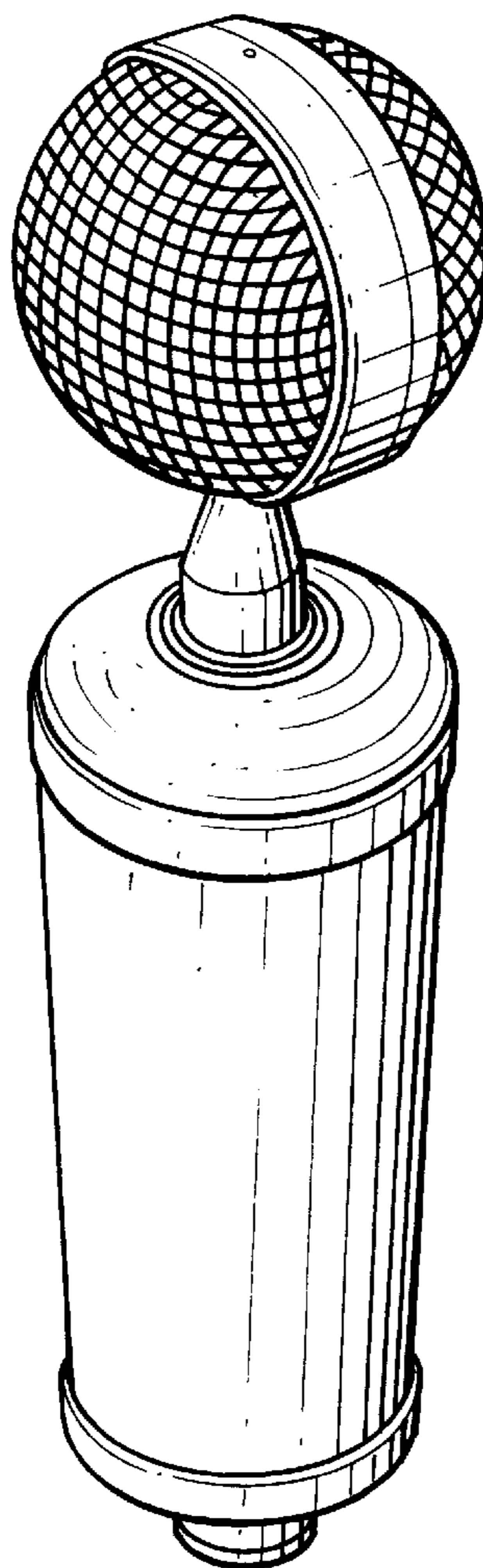
FIG. 2 is a front elevational view thereof with the rear view being identical;

FIG. 3 is a right side elevational view thereof with the left side being identical;

FIG. 4 is a top plan view thereof; and,

FIG. 5 is a bottom plan view thereof.

1 Claim, 1 Drawing Sheet






Fig. 1.




Fig. 2.

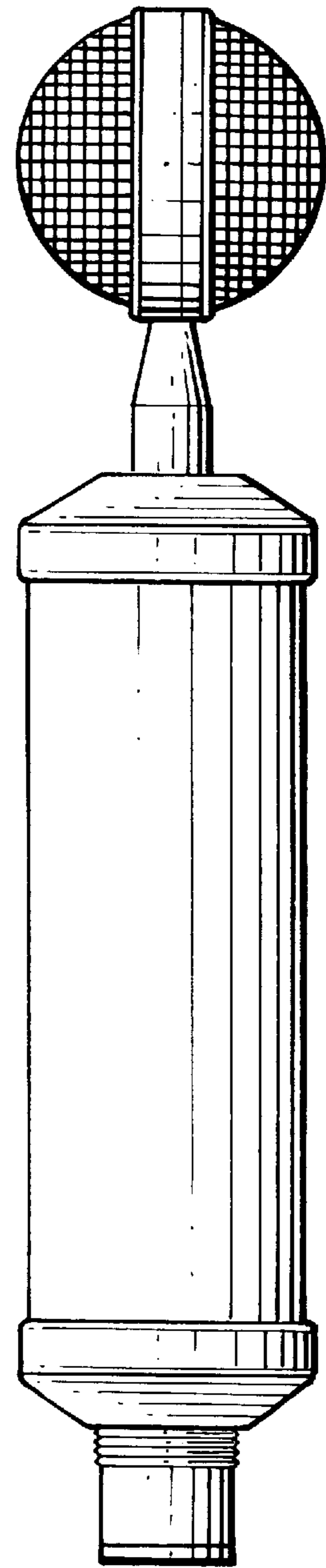


Fig. 3.

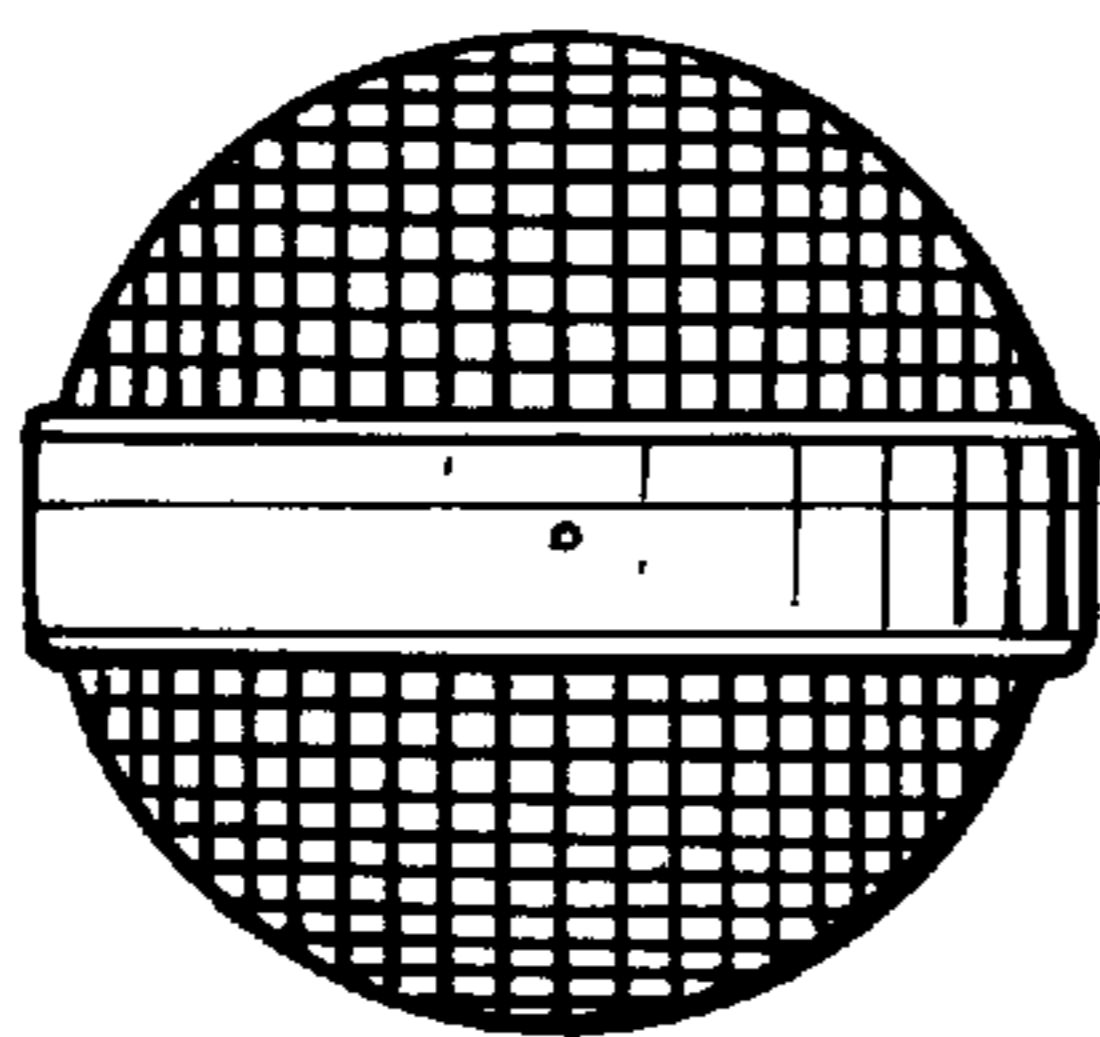


Fig. 4.

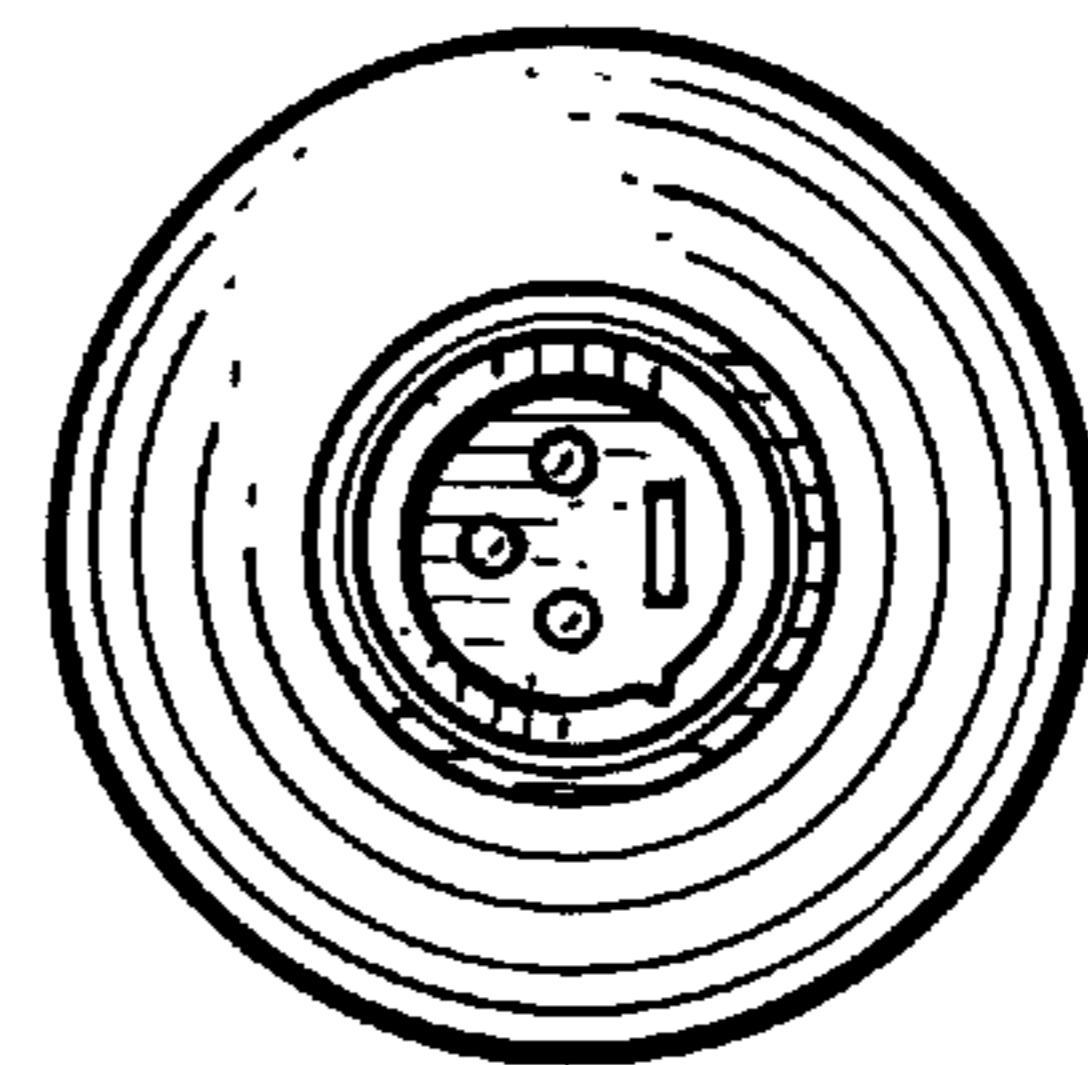


Fig. 5.



US00D504126C1

(12) **INTER PARTES REEXAMINATION CERTIFICATE (0014th)**

United States Patent

Saulespurens et al.

(10) **Number: US D504,126 C1**

(45) **Certificate Issued: Jan. 22, 2008**

(54) **MICROPHONE**

(75) Inventors: **Martins Saulespurens**, Westlake Village, CA (US); **Bernard Wise**, Westlake Village, CA (US)

(73) Assignee: **Baltic Latvian Universal Electronics LLC**, Westlake Village, CA (US)

Reexamination Request:

No. 95/000,117, Dec. 23, 2005

Reexamination Certificate for:

Patent No.: **Des. 504,126**
Issued: **Apr. 19, 2005**
Appl. No.: **29/204,593**
Filed: **Apr. 30, 2004**

- (51) **LOC (8) Cl.** **14-01**
- (52) **U.S. Cl.** **D14/228**
- (58) **Field of Classification Search** D14/227–229; 181/158, 242; 381/157, 158, 115, 181, 355–360
See application file for complete search history.

(56) **References Cited**

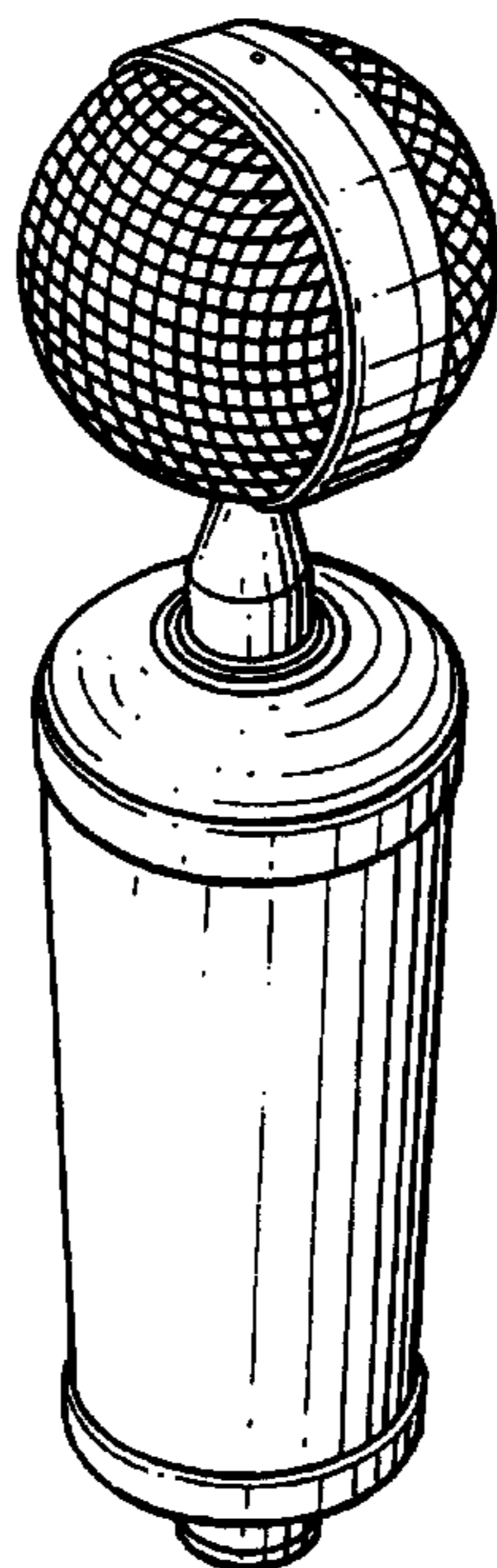
PUBLICATIONS

Pro Audio Review—Jul. 2001, p. 81 “Baby Bottle” microphone, 2nd from left; lower half of page (with additional enlargement to show details). STIC inter-library loan.*
 BPMMusic.com “The Baby Bottle” description and image on upper right of page copyright 2001 BPM Music.com.*
 EQ—Feb. 2002, p. 94—Blue Baby Bottle microphone—lower left of page.*
 Electronic Musician—“Father’s Footsteps” Jun. 1, 2002; 12 PM Article by Sean Carberry, describing Blue Baby Bottle Microphone.*

Sound on Sound—Nov. 2002—Article by Hugh Robjohns, describing Blue Baby Bottle Microphone—image in upper right hand corner.*
 Audio Media, Jan. 2002 (2 pages).
 Audio Media, Feb. 2002 (3 pages).
 Musikermagasinet, Feb. 2003 (5 pages, including translation).
 Mix, May 2002 (3 pages).
 Guitar Center, Apr. 2002 (2 pages).
 EQ, Nov. 2001 (3 pages).
 Baltic Latvian brochure, Production 2000 (4 pages).
 Studio Magazine, Nr. 256 (2 pages).
 Mix, Nov. 1998 (1 page).
 Mix, Apr. 2001 (3 pages).
 Tape Op, Mar./Apr. 2001 (2 pages).
 Mix, Apr. 2001 (3 pages).
 EQ Mag, May 2001 (3 pages).
 Audio Media, Aug. 2001 (2 pages).
 Audio Media, Aug. 2001 (3 pages).
 Audio Media, Sep. 2001 (2 pages).
 Pro Audio Review, Jul. 2001 (2 pages).
 Electronic Musician, Feb. 2002 (6 pages).
 Studio Magazine, Nr. 267 (2 pages).
 Recording, May 2002 (3 pages).
 Tape Op, Jan./Feb. 2003 (2 pages).
 Sound on Sound, Jun. 2003 (3 pages).
 Sound on Sound, Nov. 2002 (2 pages).
 Guitar World/Audio Fil, S p. 2003 (1 pag).

* cited by examiner

Primary Examiner—Celia A. Murphy



1
INTER PARTES
REEXAMINATION CERTIFICATE
ISSUED UNDER 35 U.S.C. 316
THE PATENT IS HEREBY
AMENDED AS INDICATED
BELOW.

2
AS A RESULT OF REEXAMINATION, IT HAS BEEN
DETERMINED THAT:

5 Claim 1 is cancelled.

* * * * *