

US00D504119S

(12) **United States Design Patent**  
**Pottie et al.**

(10) **Patent No.: US D504,119 S**  
(45) **Date of Patent: \*\* Apr. 19, 2005**

(54) **HANDSET**

(75) Inventors: **Iain Pottie**, Berkshire (GB); **Anthony Dalby**, London (GB)

(73) Assignee: **Nokia Corporation**, Espoo (FI)

(\*\*) Term: **14 Years**

(21) Appl. No.: **29/186,388**

(22) Filed: **Jul. 16, 2003**

(30) **Foreign Application Priority Data**

Feb. 7, 2003 (FI) ..... M20030048

(51) **LOC (7) Cl.** ..... **14-03**

(52) **U.S. Cl.** ..... **D14/138**

(58) **Field of Search** ..... D14/137, 138,  
D14/218, 147-148, 387, 247-248, 399,  
426, 144, 240, 191, 341-347, 401, 388-340;  
379/433.01-433.13, 419, 434, 428.01-428.04,  
420.01-420.04, 440; D10/65, 78; 455/550.1-90.3;  
D21/517, 329, 331, 333; D18/2, 7; 345/168,  
169; D13/168

(56) **References Cited**

**U.S. PATENT DOCUMENTS**

- D320,624 S \* 10/1991 Taylor ..... D21/331
- 5,161,803 A \* 11/1992 Ohara ..... 463/44
- D332,804 S \* 1/1993 Li ..... D21/331
- D336,315 S \* 6/1993 Kitaue ..... D21/331
- D342,289 S \* 12/1993 Hara ..... D21/329
- D347,856 S \* 6/1994 Marfori et al. .... D19/60
- D352,329 S \* 11/1994 Takiya ..... D21/329
- D373,137 S \* 8/1996 Nakada ..... D17/24
- D374,699 S \* 10/1996 Futo ..... D21/791
- D382,914 S \* 8/1997 Ho et al. .... D21/331
- D397,046 S \* 8/1998 Oshizawa ..... D10/65
- 5,795,227 A \* 8/1998 Raviv et al. .... 463/34
- D403,974 S \* 1/1999 Hsu ..... D10/81
- D412,017 S \* 7/1999 Sramek et al. .... D21/329
- D414,522 S \* 9/1999 Kitamori ..... D21/329
- D416,256 S \* 11/1999 Griffin et al. .... D14/191
- D416,910 S \* 11/1999 Vasquez ..... D14/218
- D428,448 S \* 7/2000 Kitamori ..... D21/329

- D428,938 S \* 8/2000 Tomizawa ..... D21/329
- D438,854 S \* 3/2001 Badoual ..... D14/138
- D443,839 S \* 6/2001 Brandenburg et al. .... D10/65
- D449,347 S \* 10/2001 Christianson ..... D21/329
- D452,280 S \* 12/2001 Ota et al. .... D21/329
- D453,536 S \* 2/2002 Ota et al. .... D21/329
- D457,565 S \* 5/2002 Catlin ..... D19/60
- D464,995 S \* 10/2002 Griffin et al. .... D21/329
- D467,917 S \* 12/2002 Tischer ..... D14/345
- D469,749 S \* 2/2003 Kim ..... D14/138
- D472,551 S \* 4/2003 Griffin ..... D14/346
- D473,226 S \* 4/2003 Griffin ..... D14/346
- D474,164 S \* 5/2003 Buesseler et al. .... D14/138
- D480,722 S \* 10/2003 Griffin ..... D14/346
- D481,368 S \* 10/2003 Helin ..... D14/138
- D481,733 S \* 11/2003 Pan et al. .... D14/398
- D496,928 S \* 10/2004 Pottie et al. .... D14/248
- 2003/0073456 A1 \* 4/2003 Griffin et al. .... 455/550
- 2003/0078069 A1 \* 4/2003 Lindeman ..... 455/550

**FOREIGN PATENT DOCUMENTS**

- JP 1179351 S 7/2003
- WO DM/058 924 3/2002
- WO DM/064644 \* 7/2003
- WO DM/064645 \* 7/2003
- WO DM/064 219 10/2003

\* cited by examiner

*Primary Examiner*—Jeffrey Asch

(74) *Attorney, Agent, or Firm*—Banner & Witcoff, Ltd.

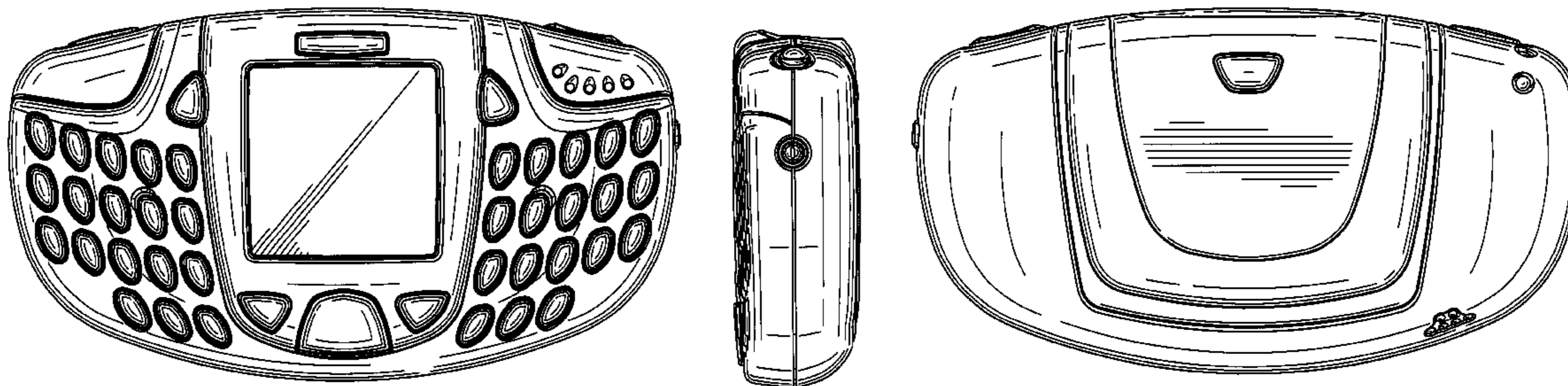
(57) **CLAIM**

The ornamental design for a handset, as shown and described.

**DESCRIPTION**

FIG. 1 is a top plan view of a handset showing our new design;  
 FIG. 2 is a front view thereof;  
 FIG. 3 is a bottom plan view thereof;  
 FIG. 4 is a right side view thereof;  
 FIG. 5 is a left side view thereof;  
 FIG. 6 is a rear view thereof;  
 FIG. 7 is a perspective front view thereof; and,  
 FIG. 8 is a perspective rear view thereof.

**1 Claim, 3 Drawing Sheets**



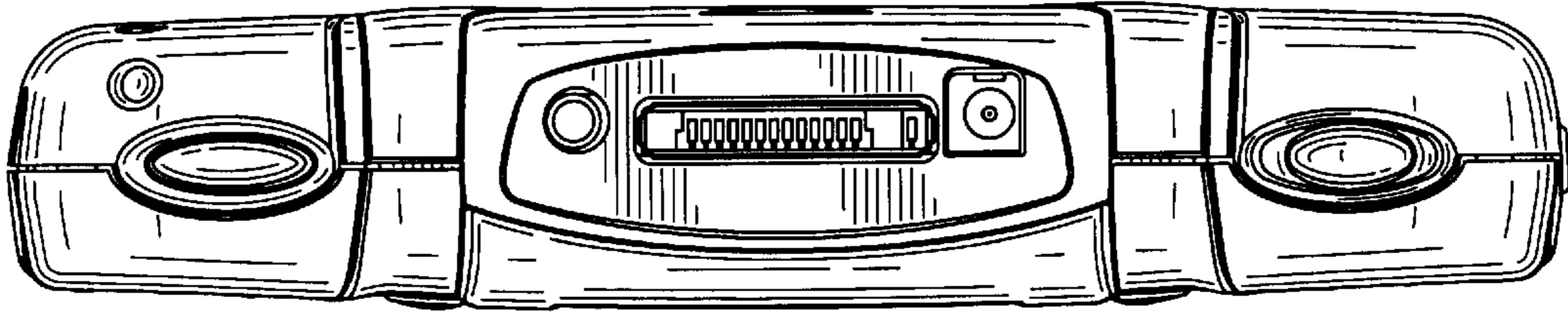


FIG. 1

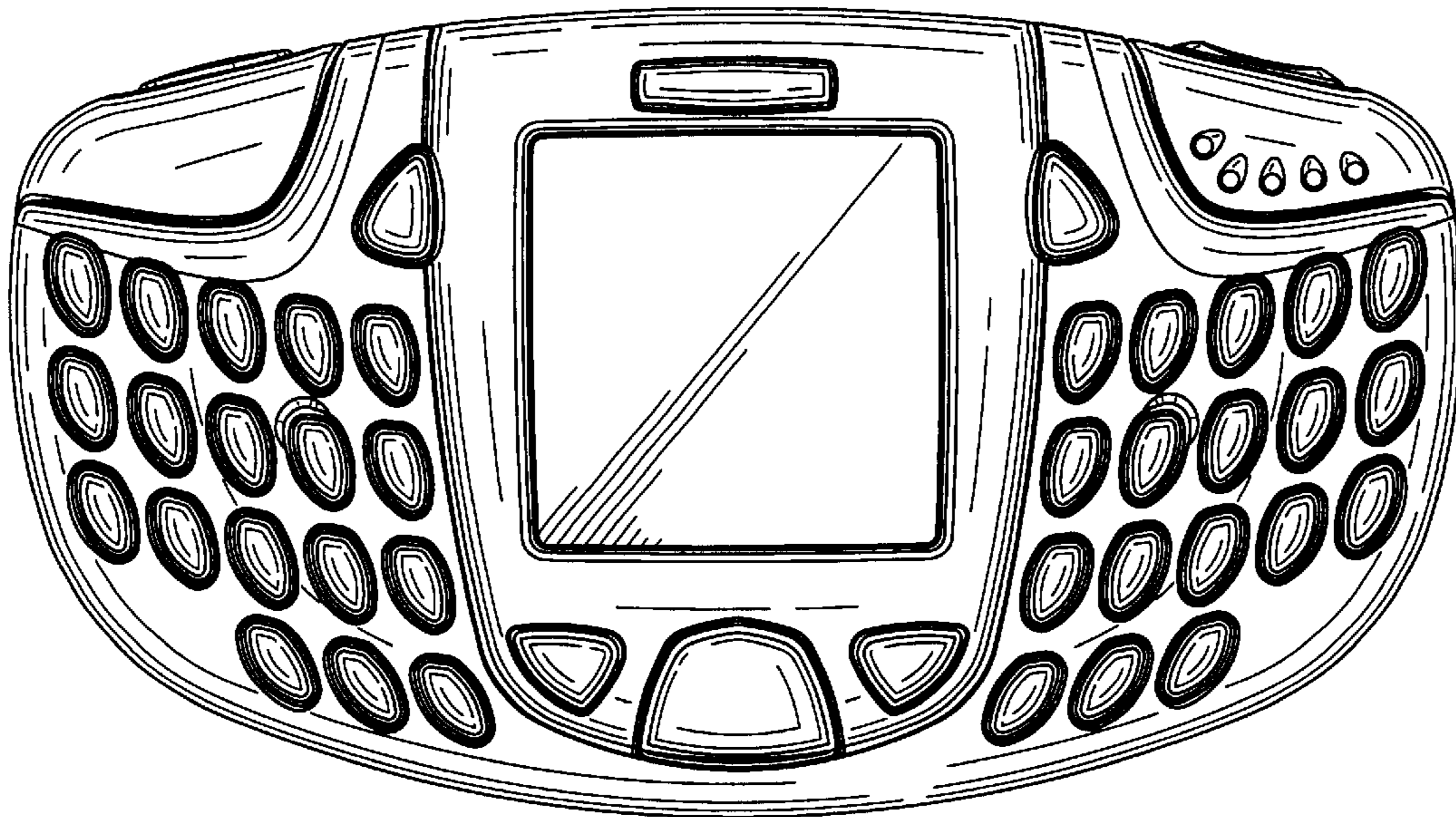


FIG. 2




FIG. 3




FIG. 4

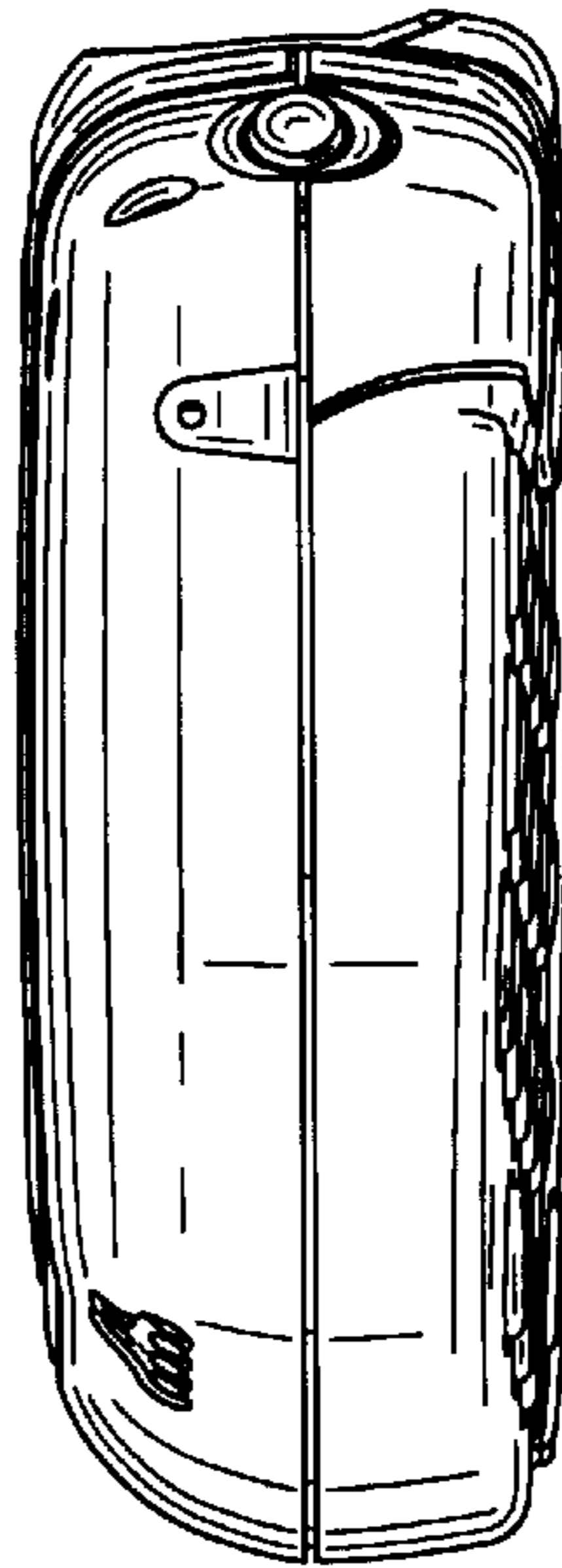


FIG. 5

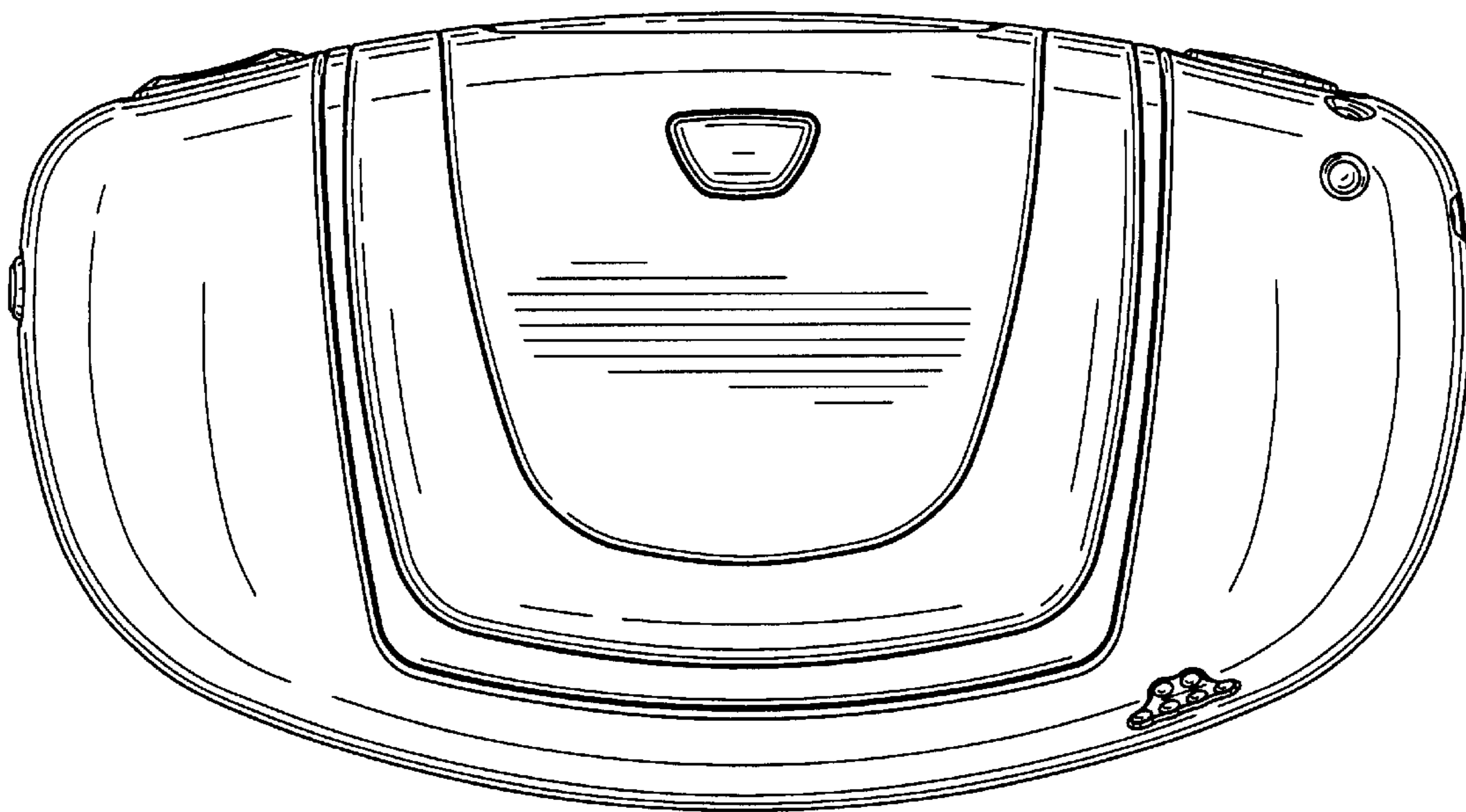


FIG. 6




FIG. 7

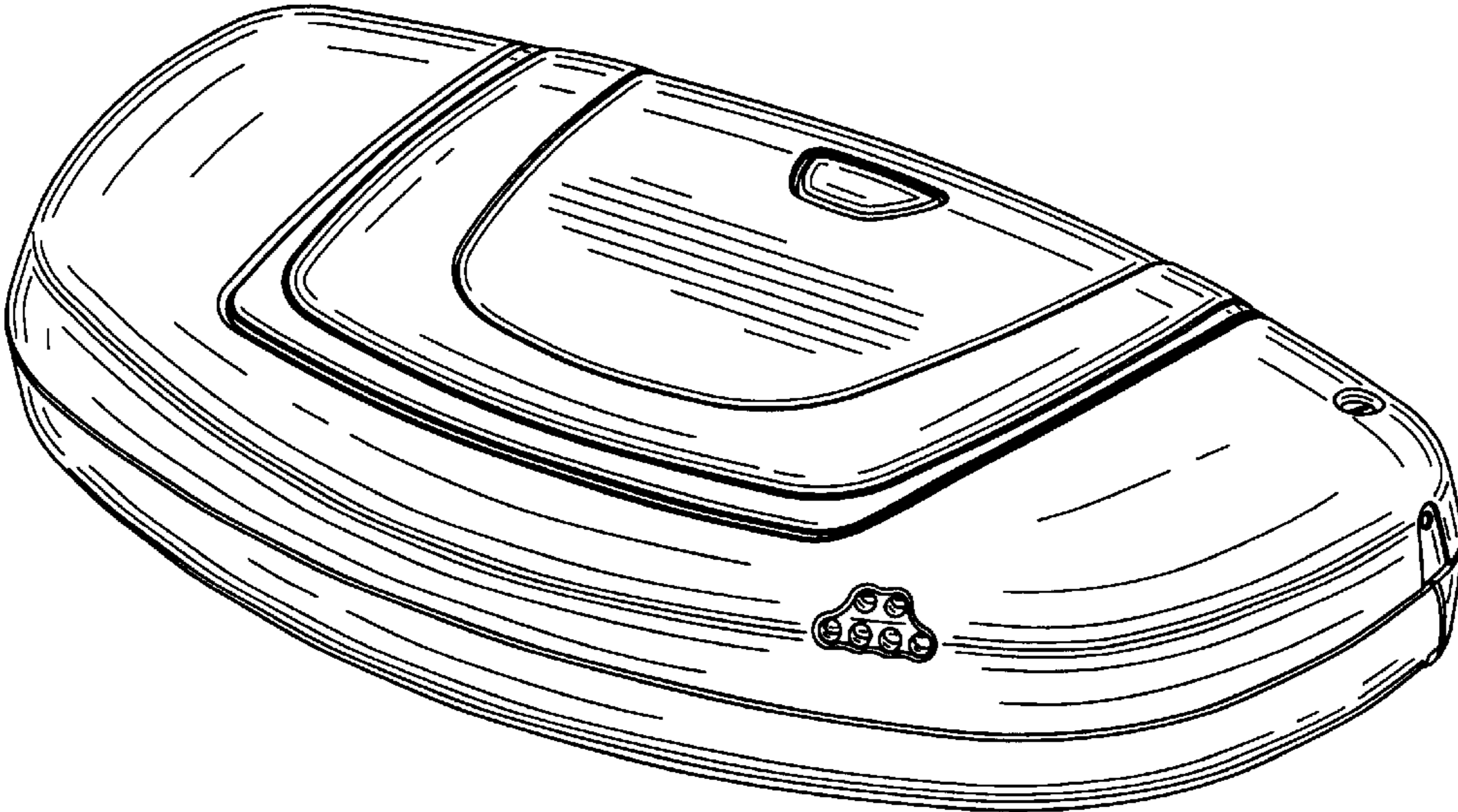


FIG. 8