

US00D504104S

(12) **United States Design Patent**
Seifert

(10) **Patent No.:** **US D504,104 S**

(45) **Date of Patent:** **** Apr. 19, 2005**

(54) **TIRE TREAD**

(75) **Inventor:** **Shelley Seifert, Akron, OH (US)**

(73) **Assignee:** **Bridgestone/Firestone North American Tire, LLC, Nashville, TN (US)**

(**) **Term:** **14 Years**

(21) **Appl. No.:** **29/205,894**

(22) **Filed:** **May 21, 2004**

(51) **LOC (7) Cl.** **12-15**

(52) **U.S. Cl.** **D12/549; D12/550**

(58) **Field of Search** **D12/544, 546, D12/549, 550, 559, 563-567, 600-603; 152/209.1, 209.8, 209.28**

(56) **References Cited**

U.S. PATENT DOCUMENTS

D191,974 S	*	12/1961	Johnson, Jr.	D12/547
D340,895 S		11/1993	Himuro et al.	
5,503,206 A		4/1996	Consolacion et al.	
D379,338 S		5/1997	Guspodin et al.	
D383,718 S		9/1997	Graas et al.	
D404,694 S		1/1999	Himuro et al.	
D415,984 S		11/1999	Allison et al.	
D425,831 S		5/2000	Heinen	
D430,830 S		9/2000	Guspodin et al.	
D449,815 S		10/2001	Allison	
D451,857 S		12/2001	Heinen	

D451,858 S	12/2001	Graas	
D459,294 S	6/2002	Whetzel et al.	
D464,311 S	10/2002	Graas	
D470,102 S	2/2003	Shirouzu	
D473,183 S	* 4/2003	Murata	D12/564
D473,511 S	4/2003	Fukunaga	
2002/0062892 A1	5/2002	Himuro	

* cited by examiner

Primary Examiner—Robert M. Spear

(74) *Attorney, Agent, or Firm*—Michael R. Huber

(57) **CLAIM**

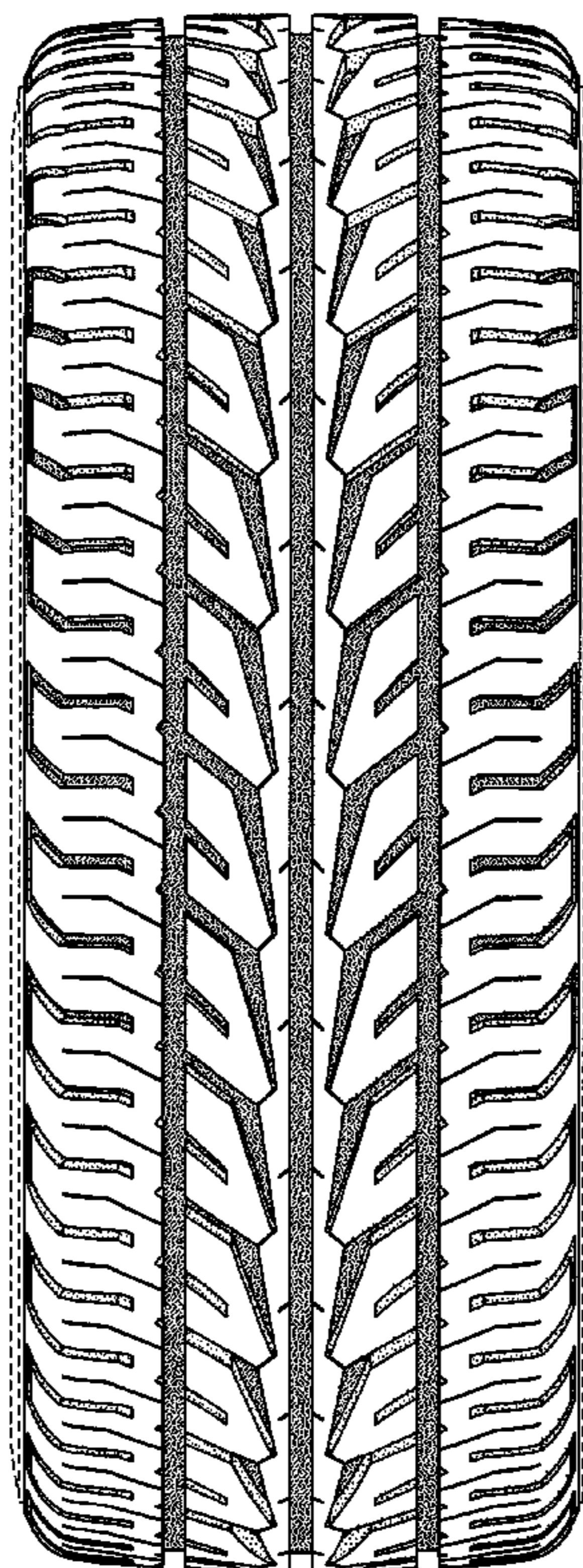
The ornamental design for a tire tread, as shown and described.

DESCRIPTION

FIG. 1 is a side perspective view of a tire tread showing my new design, it being understood that the tread pattern is repeated throughout the circumference of the tire tread, the opposite side being the same as that shown; FIG. 2 is a front elevational view thereof; FIG. 3 is a side elevational view of the right side thereof, the opposite sides being a mirror image thereof; and, FIG. 4 is an enlarged fragmentary front elevational view thereof.

The broken lines defining the tire sidewall, inner bead, and the peripheral boundary between the claimed tire tread and sidewall are for illustrative purposes only and form no part of the claimed design.

1 Claim, 4 Drawing Sheets



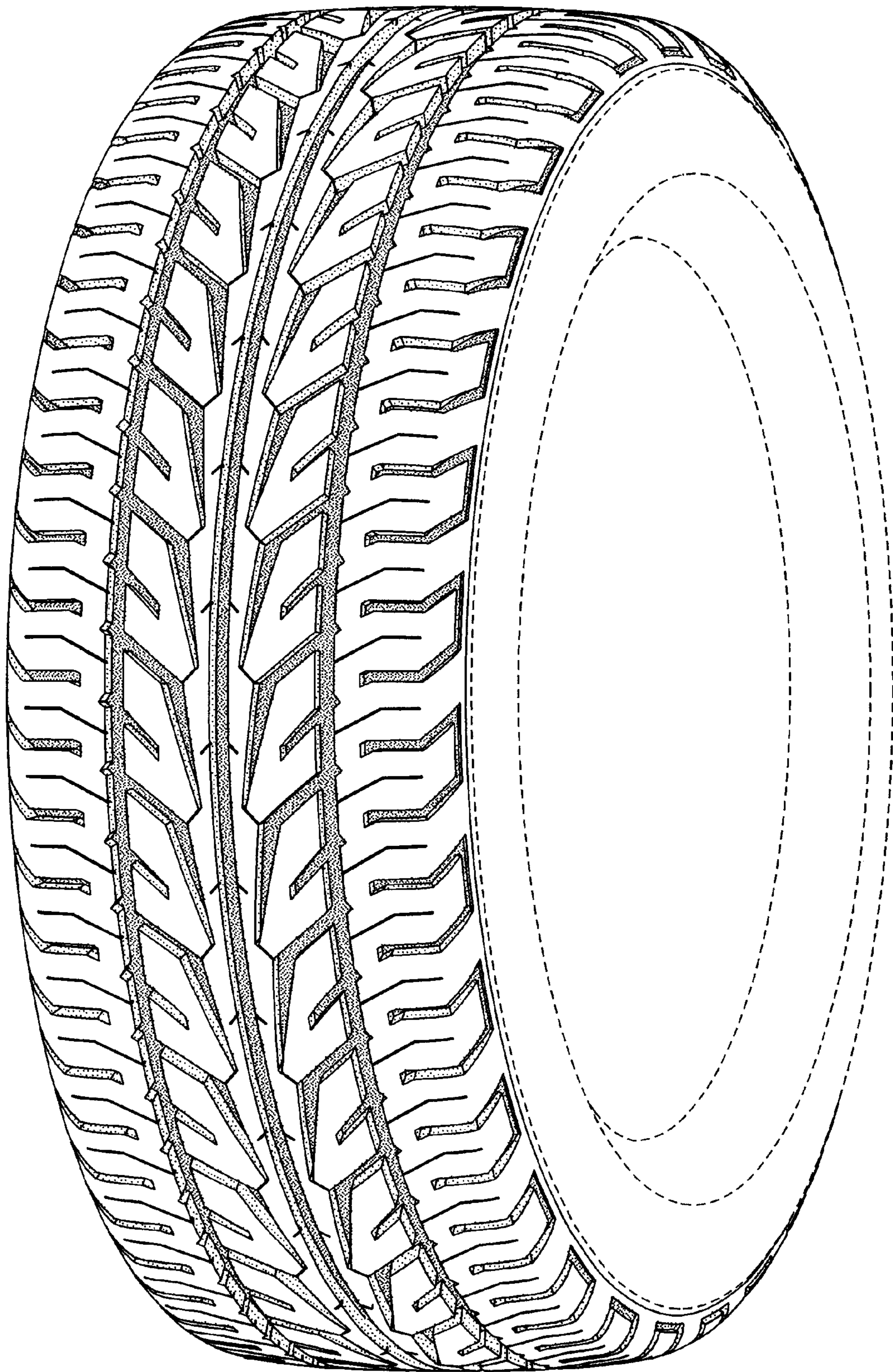


FIG-1

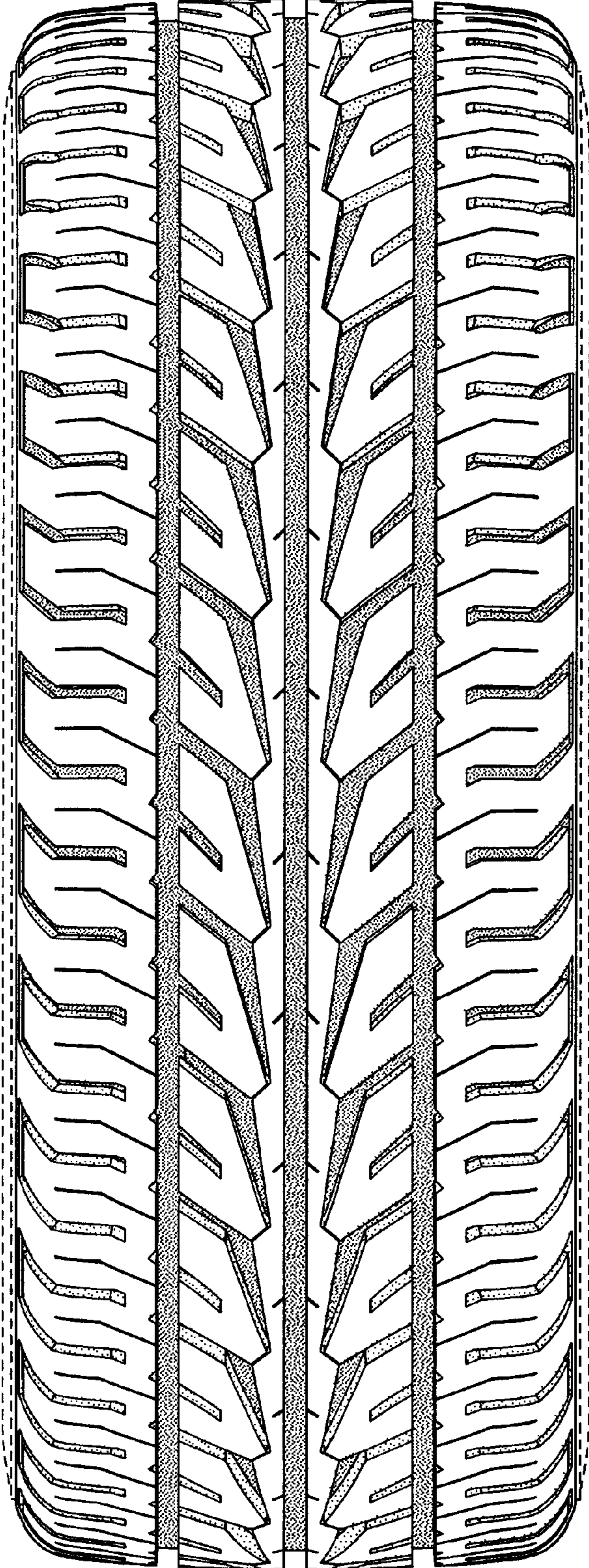


FIG-2

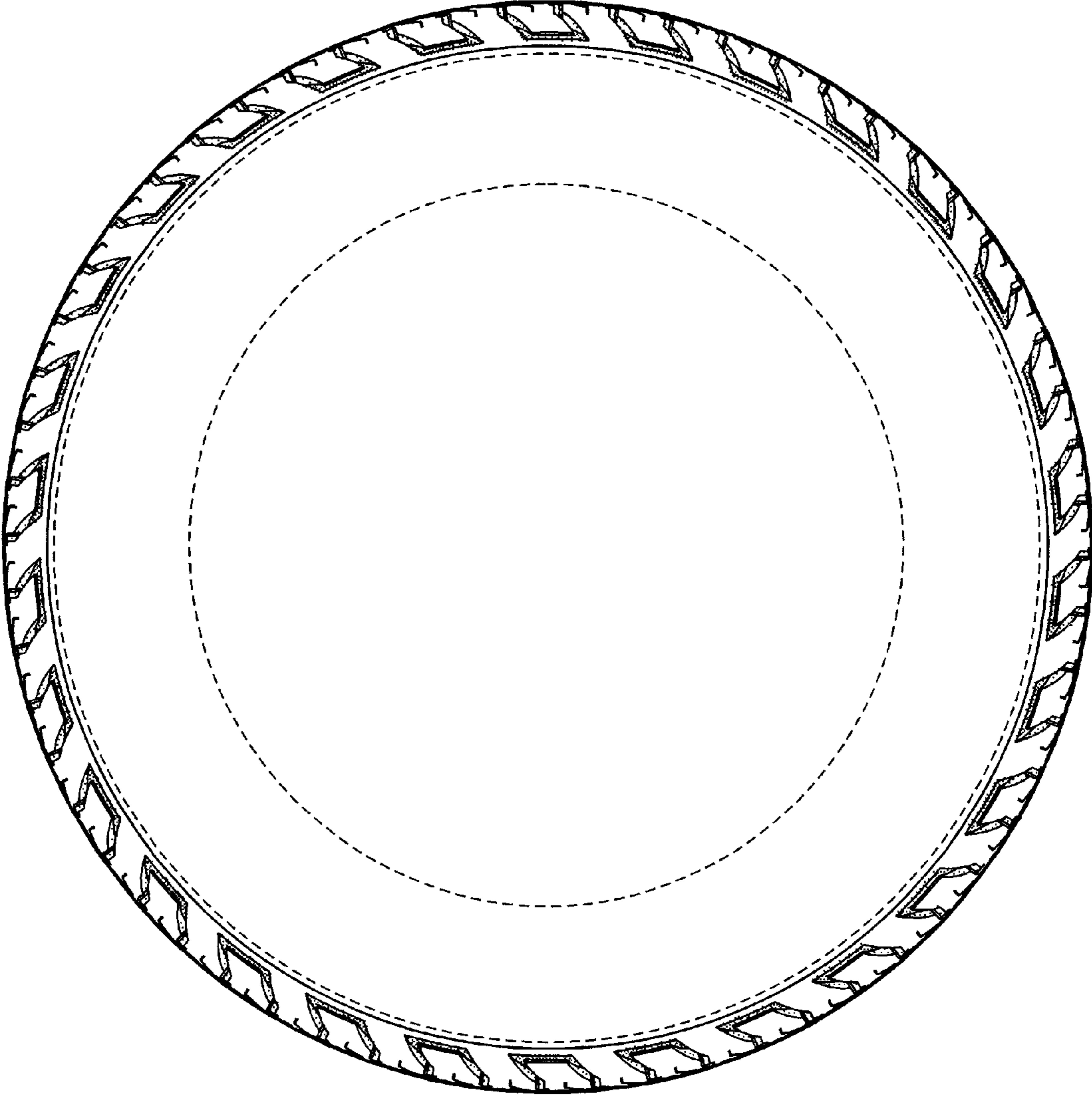


FIG-3

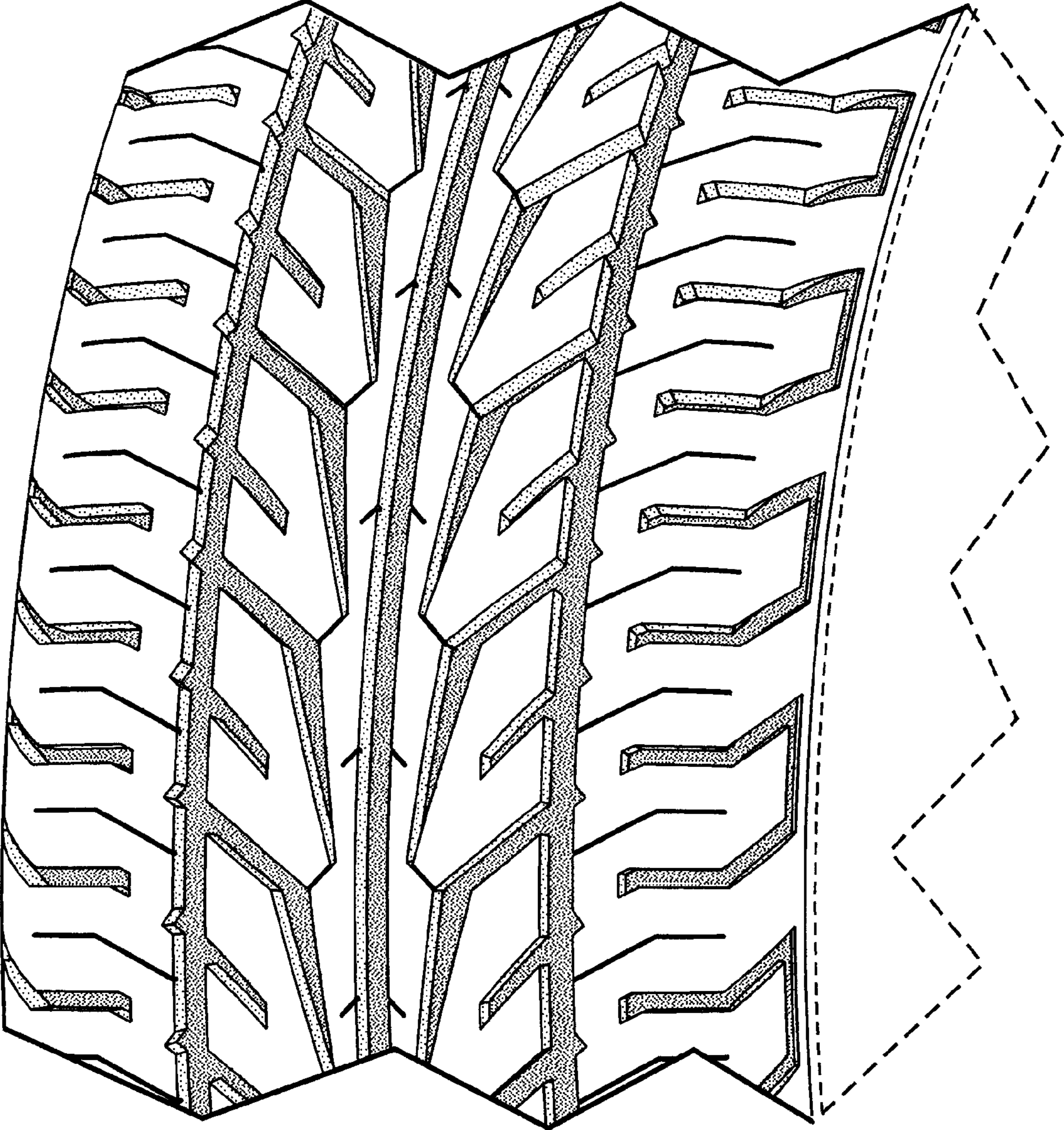


FIG-4