

US00D504103S

(12) **United States Design Patent**
Nishimori

(10) **Patent No.:** **US D504,103 S**

(45) **Date of Patent:** **** Apr. 19, 2005**

(54) **TIRE TREAD**

(75) **Inventor:** **Hiroyuki Nishimori, Takarazuka (JP)**

(73) **Assignee:** **The Goodyear Tire & Rubber Company, Akron, OH (US)**

(**) **Term:** **14 Years**

(21) **Appl. No.:** **29/178,870**

(22) **Filed:** **Apr. 1, 2003**

(30) **Foreign Application Priority Data**

Nov. 15, 2002 (JP) 2002-031471

(51) **LOC (7) Cl.** **12-15**

(52) **U.S. Cl.** **D12/506; D12/510; D12/512**

(58) **Field of Search** D12/500, 501,
D12/502, 506, 510, 512, 520, 534, 536,
542, 544, 552, 569, 571, 577, 579, 587,
593, 602; 152/209.1, 209.11, 209.12, 209.13,
209.18

(56) **References Cited**

U.S. PATENT DOCUMENTS

D275,383 S	*	9/1984	Stroble	D12/571
D288,423 S	*	2/1987	Furusawa et al.	D12/544
D305,630 S	*	1/1990	Shimamoto et al.	D12/512
D309,286 S	*	7/1990	Hasegawa	D12/571
D340,209 S	*	10/1993	Kimura et al.	D12/544
D410,418 S	*	6/1999	Ito	D12/579

OTHER PUBLICATIONS

Multi-Mile Dimple Knobby Tire, 2000 Tread Design Guide, Jan. 2000, p. 211. 4/3.*

Titan Trail Claw 2 ATV Tire, 2000 Tread Design Guide, Jan. 2000, p. 214. 2/1.*

Dunlop KT647 ATV Off-Road Tire, 2002 Tread Design Guide, Jan. 2002, p. 206. 4/2.*

* cited by examiner

Primary Examiner—Robert M. Spear

(74) *Attorney, Agent, or Firm*—David L. King

(57) **CLAIM**

The ornamental Design for a tire tread, as shown and described.

DESCRIPTION

FIG. 1 is a perspective view of a tire tread showing my new design, it being understood that the pattern repeats uniformly throughout the circumference of the tread;

FIG. 2 is a front elevational view thereof;


FIG. 3 is a right side elevational view thereof;

FIG. 4 is a left side elevational view thereof; and,

FIG. 5 is an enlarged fragmentary front elevational view thereof.

In the drawings, the broken lines defining the sidewall, inner bead and the peripheral boundary between the tire tread and the sidewall are for illustrative purposes only and form no part of the claimed design.

1 Claim, 5 Drawing Sheets






FIG-1




FIG-2

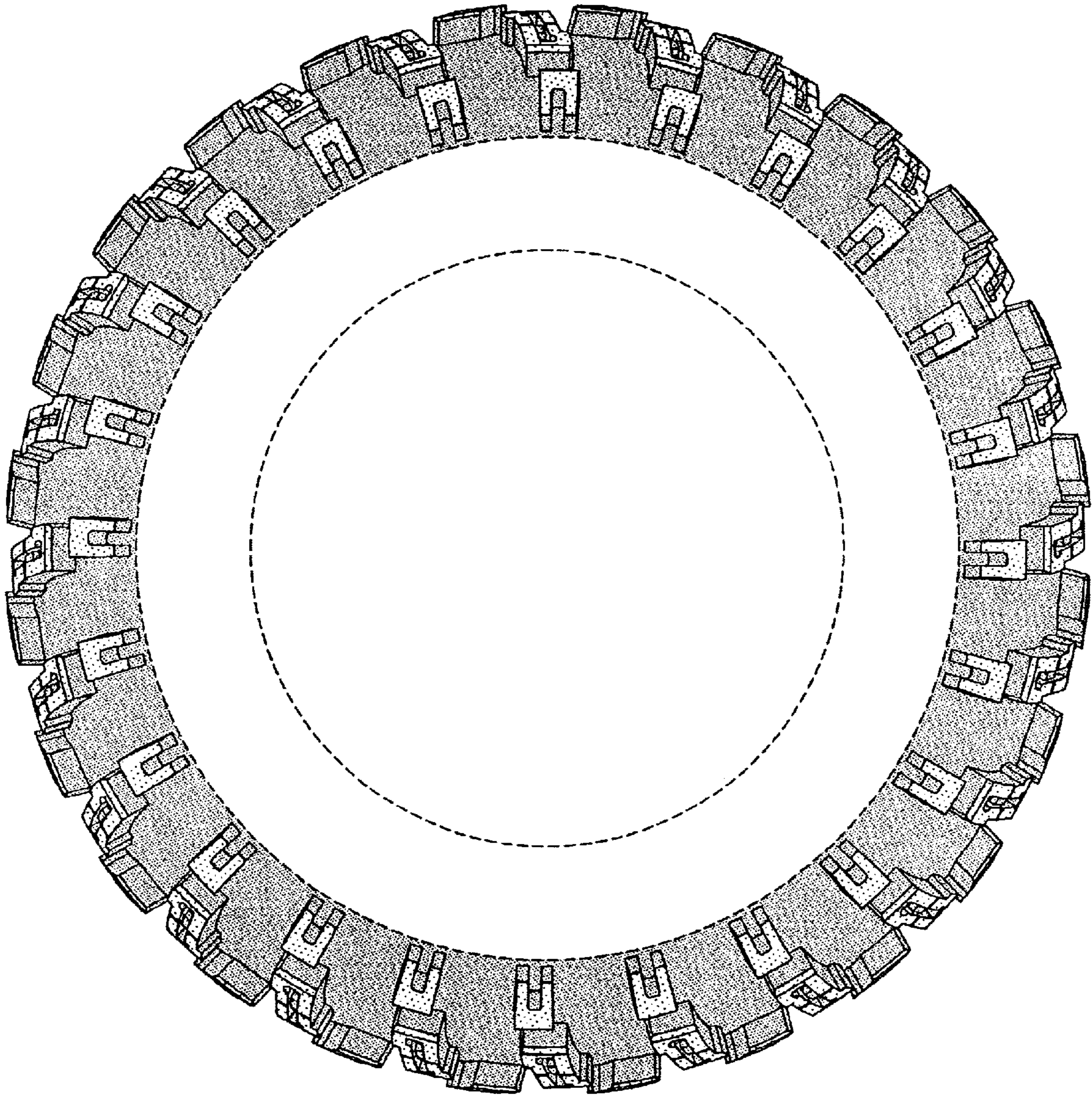


FIG-3

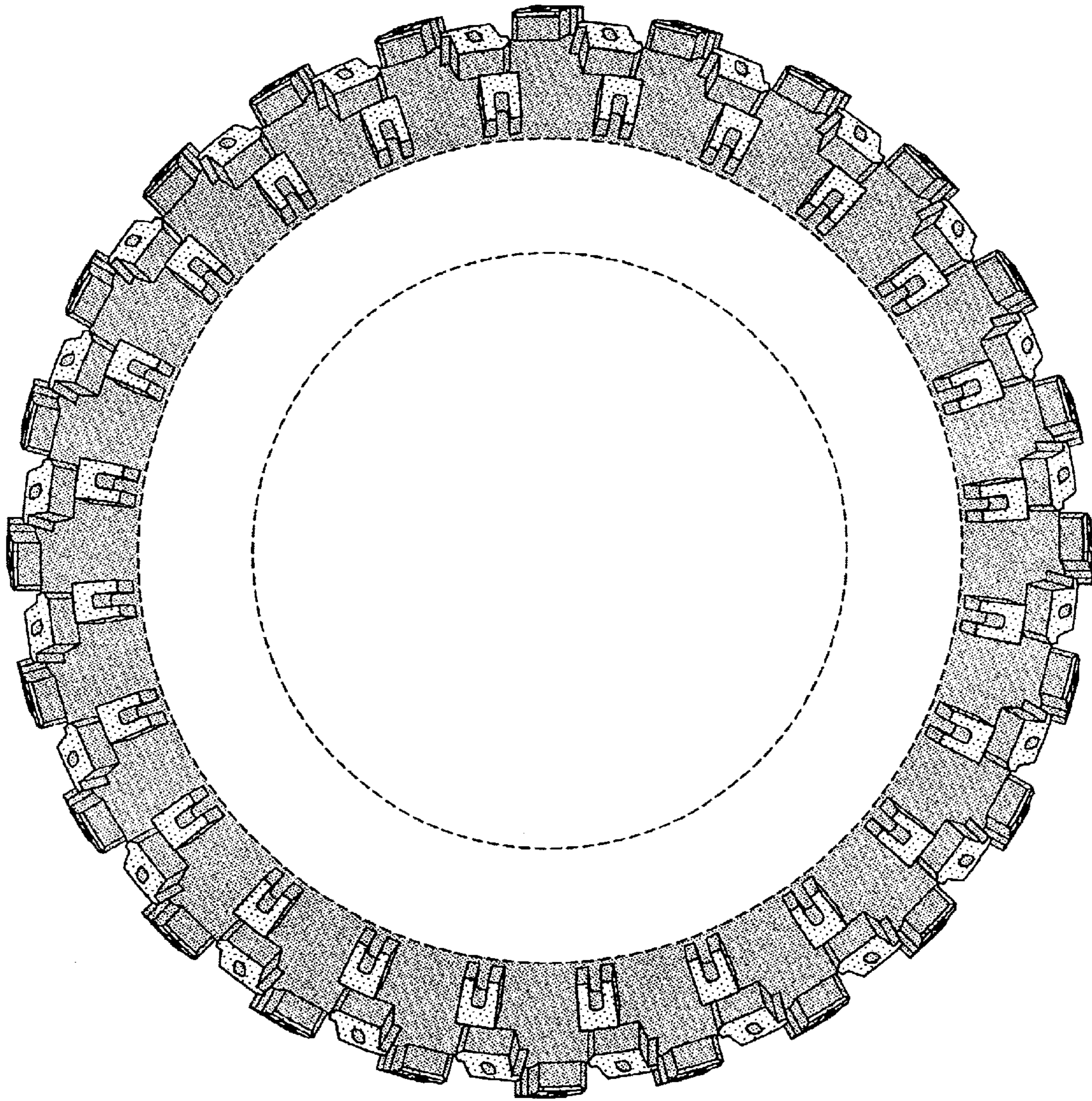


FIG-4

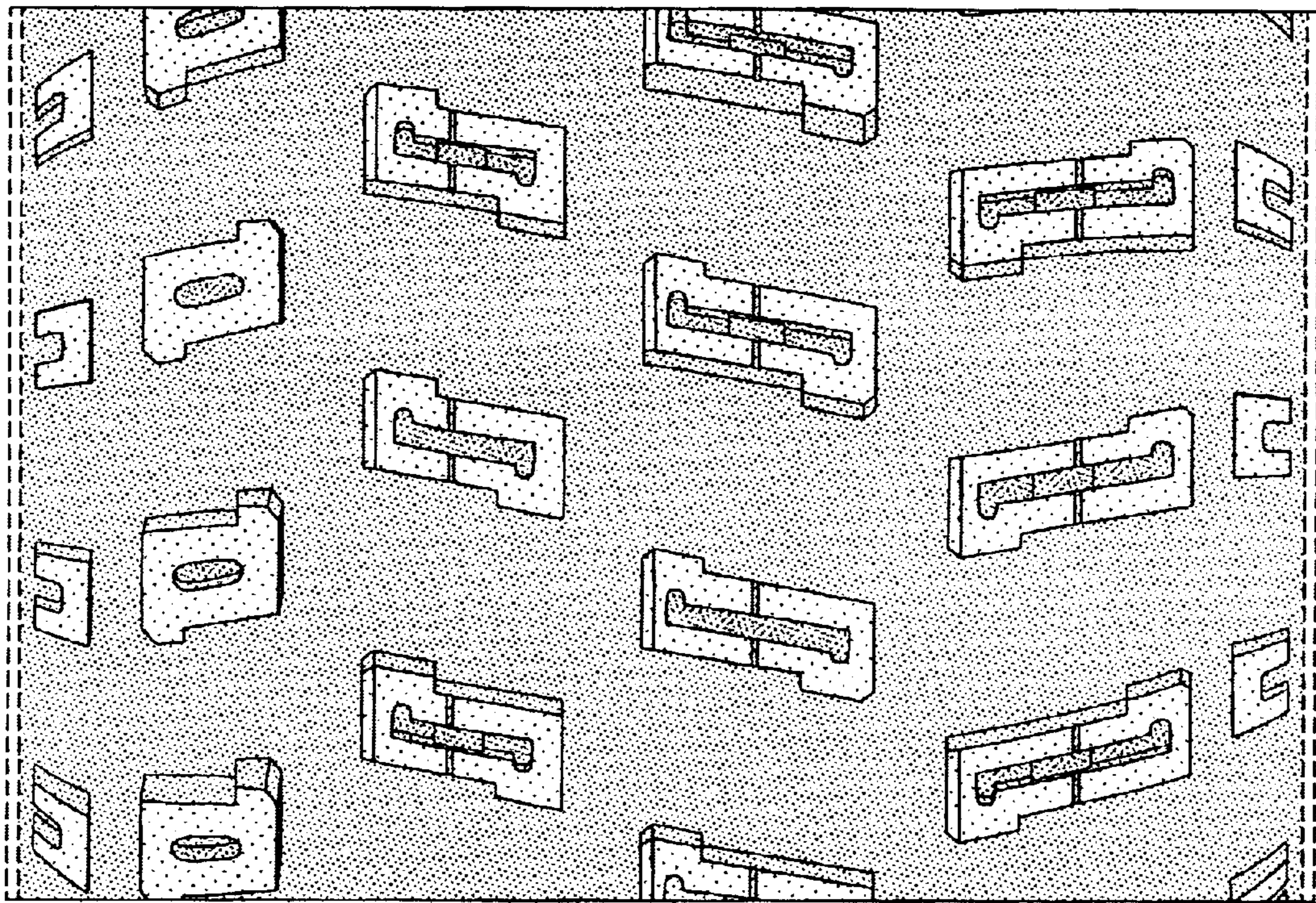


FIG-5