

US00D504090S

(12) **United States Design Patent**
James

(10) **Patent No.:** **US D504,090 S**
(45) **Date of Patent:** **** Apr. 19, 2005**

(54) **SPLIT BAR FOR A MOTORCYCLE FRAME**

D483,300 S 12/2003 James
D498,179 S * 11/2004 James D12/110

(75) Inventor: **Jesse G. James**, Surfside, CA (US)

* cited by examiner

(73) Assignee: **West Coast Choppers, Inc.**, Long Beach, CA (US)

Primary Examiner—Alan P. Douglas
Assistant Examiner—Linda Brooks

(**) Term: **14 Years**

(57) **CLAIM**

(21) Appl. No.: **29/194,063**

The ornamental design for a split bar for a motorcycle frame, substantially as shown and described.

(22) Filed: **Nov. 18, 2003**

DESCRIPTION

(51) **LOC (7) Cl.** **12-11**

(52) **U.S. Cl.** **D12/110**

(58) **Field of Search** D12/110, 117;
180/219, 311; 280/274, 281.1, 288.1-288.4

FIG. 1 is a front elevational view;
FIG. 2 is an enlarged front elevational view;
FIG. 3 is an enlarged rear elevational view;
FIG. 4 is an enlarged right side elevational view;
FIG. 5 is an enlarged left side elevational view;
FIG. 6 is an enlarged top plan view; and,
FIG. 7 is an enlarged bottom plan view of my split bar for a motorcycle frame.

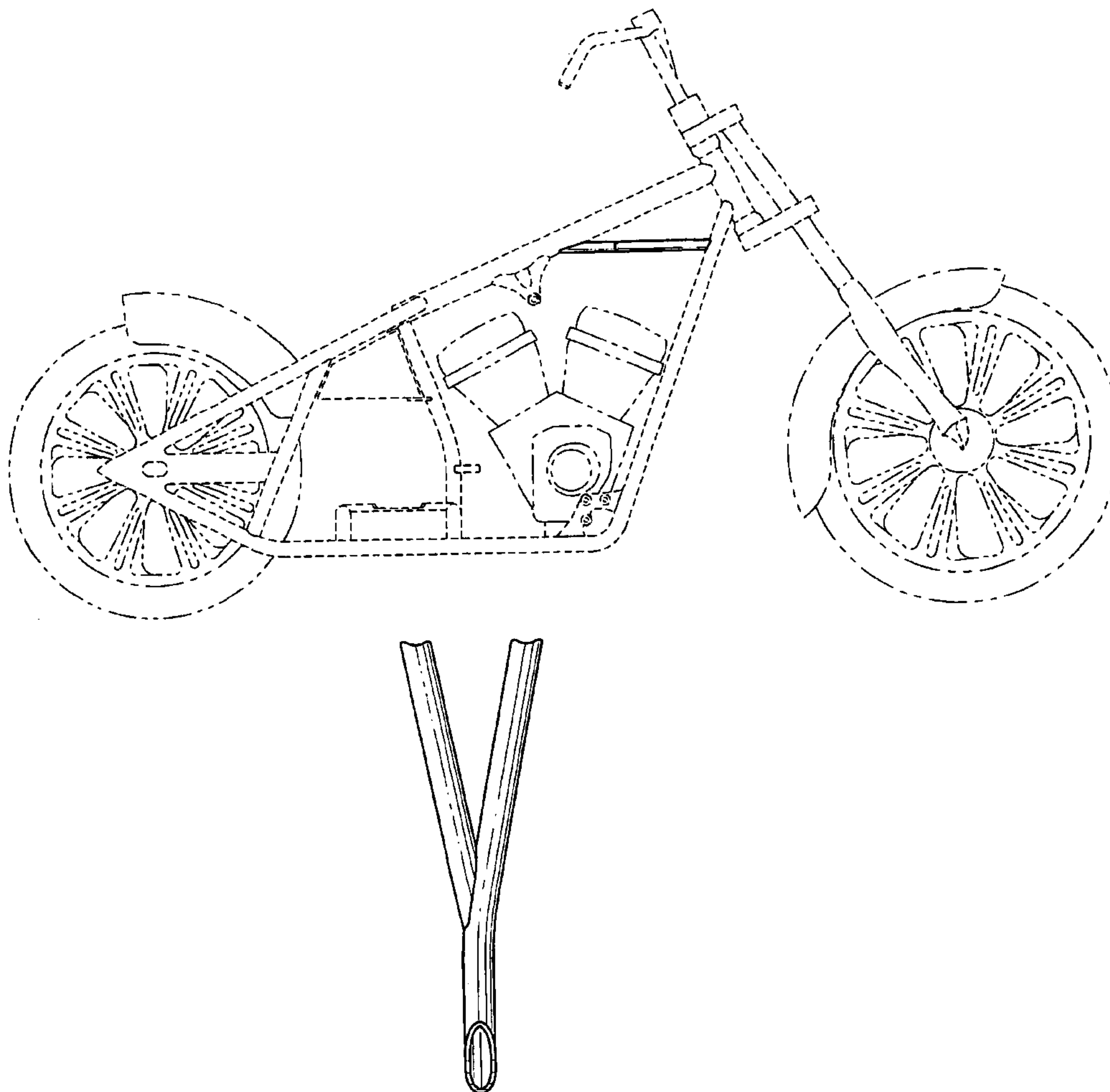
The dotted lines showing a motorcycle in FIG. 1 are environmental only and form no part of the claimed design.

(56) **References Cited**

U.S. PATENT DOCUMENTS

5,704,442 A	1/1998	Okazaki et al.
D425,453 S	5/2000	Manescalchi
D480,335 S	10/2003	James
D480,664 S	10/2003	James
D480,993 S	10/2003	James

1 Claim, 2 Drawing Sheets



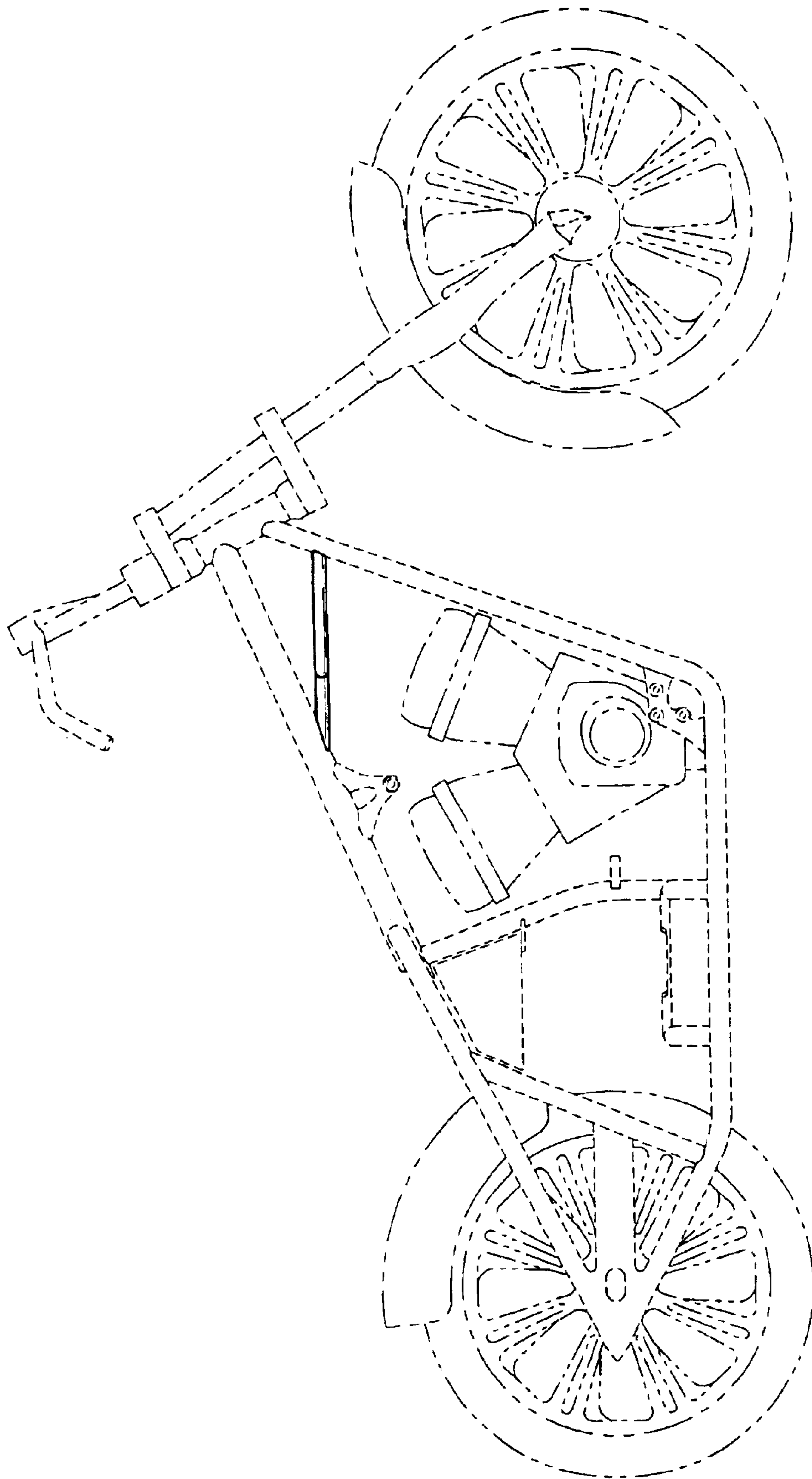


FIG. 1




FIG. 2




FIG. 3



FIG. 4



FIG. 5

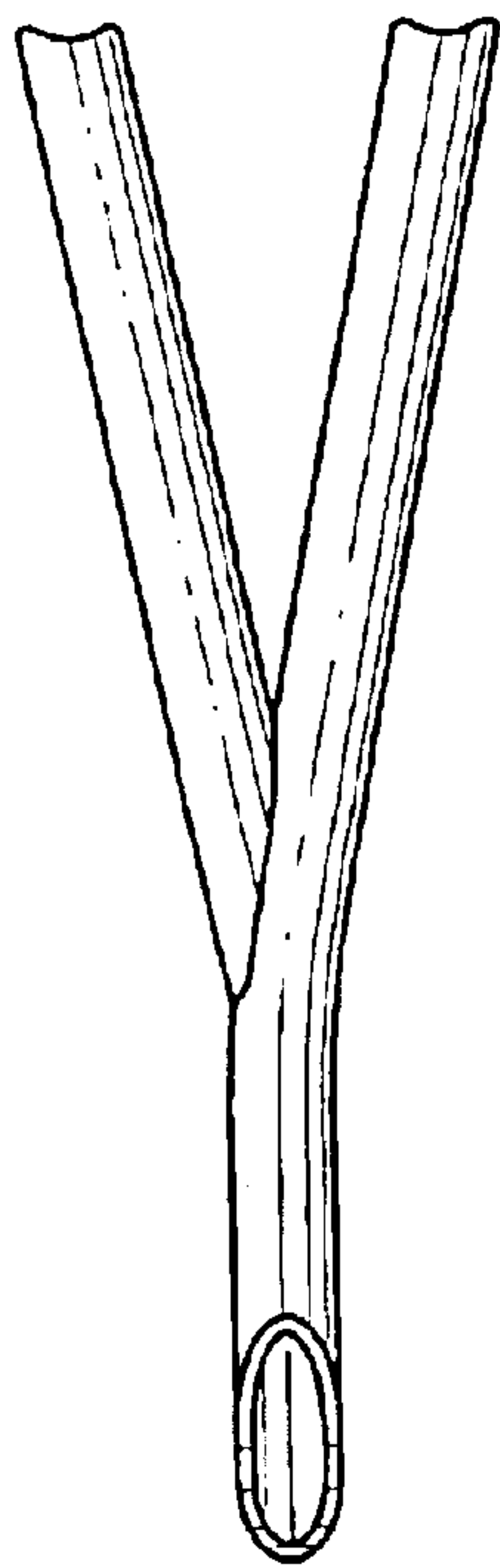


FIG. 6

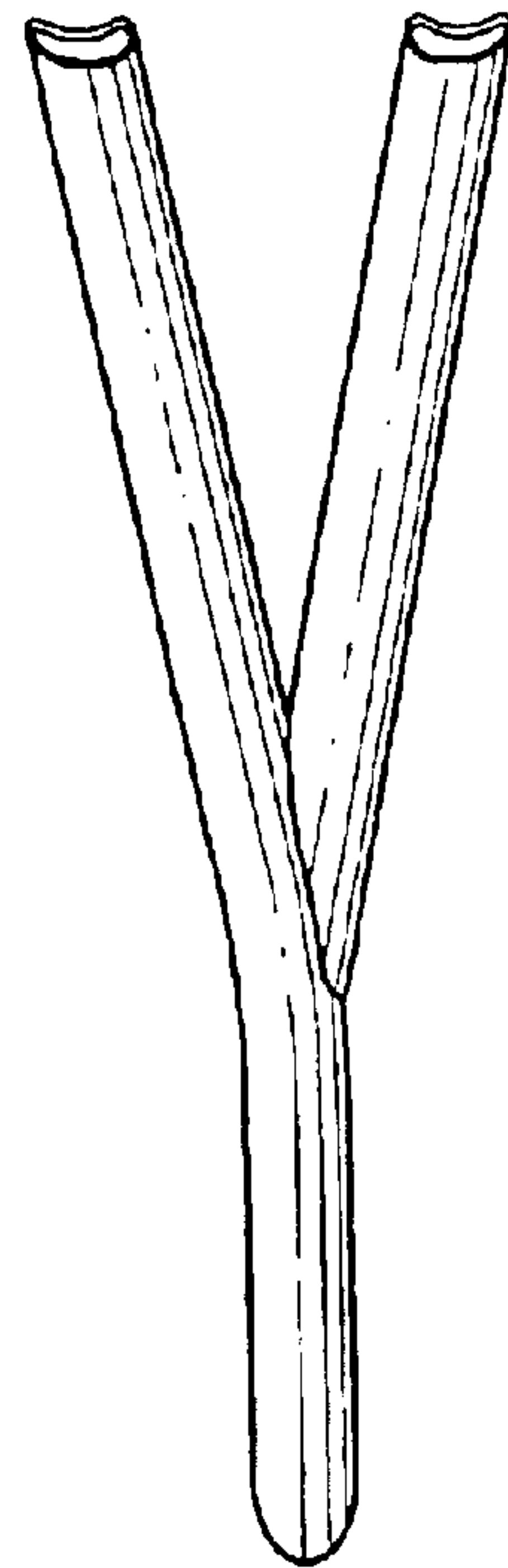


FIG. 7