

US00D504088S

(12) **United States Design Patent**
Minowa et al.

(10) **Patent No.:** **US D504,088 S**
(45) **Date of Patent:** **** Apr. 19, 2005**

(54) **AUTOMOBILE**

(75) Inventors: **Motoaki Minowa, Wako (JP);**
Toshihiko Shibuya, Wako (JP);
Katsuhito Nakamura, Wako (JP);
Masashi Shimada, Wako (JP)

(73) Assignee: **Honda Motor Co., Ltd., Tokyo (JP)**

(**) Term: **14 Years**

(21) Appl. No.: **29/199,795**

(22) Filed: **Feb. 20, 2004**

(30) **Foreign Application Priority Data**

Aug. 22, 2003 (JP) 2003-024313

(51) **LOC (7) Cl.** **12-08**

(52) **U.S. Cl.** **D12/91**

(58) **Field of Search** D12/90-92, 86;
D21/424, 433; 296/185

(56) **References Cited**

U.S. PATENT DOCUMENTS

D469,038 S * 1/2003 Mattin et al. D12/91

D476,269 S * 6/2003 Suzuki et al. D12/91
D479,491 S * 9/2003 Kato et al. D12/91
D481,332 S * 10/2003 Miyazaki et al. D12/91
D494,103 S * 8/2004 Nakamura et al. D12/92

* cited by examiner

Primary Examiner—Melody N. Brown

(74) *Attorney, Agent, or Firm*—Arent Fox, PLLC

(57) **CLAIM**

The ornamental design for an automobile, as shown and described.

DESCRIPTION

FIG. 1 is a front view of an automobile showing our new design.

FIG. 2 is a rear view thereof.

FIG. 3 is a plan view thereof.

FIG. 4 is a right side view thereof.

FIG. 5 is a front perspective view thereof; and,

FIG. 6 is a rear perspective view thereof.

The left side view is omitted because it is symmetrical to the right side view. The bottom view is omitted because it is not part of our new design.

1 Claim, 4 Drawing Sheets




FIG. 1




FIG. 2




FIG. 3



FIG. 4




FIG. 5



FIG. 6

