

US00D504083S

(12) **United States Design Patent** (10) **Patent No.:** **US D504,083 S**
Xin (45) **Date of Patent:** **** Apr. 19, 2005**

(54) **CHRISTMAS TREE NOVELTY**

Primary Examiner—Dominic Simone
(74) *Attorney, Agent, or Firm—Cislo & Thomas LLP*

(75) Inventor: **Lin R. Xin**, Quonzhou Fujian (CN)

(73) Assignee: **Exhart Environmental Systems, Inc.**,
Chatsworth, CA (US)

(57) **CLAIM**

The ornamental design for a Christmas tree novelty, as shown and described herein.

(**) Term: **14 Years**

(21) Appl. No.: **29/207,670**

DESCRIPTION

(22) Filed: **Jun. 16, 2004**

Related U.S. Application Data

(62) Division of application No. 29/183,414, filed on Jun. 9, 2003, now Pat. No. Des. 494,095.

FIG. 1. Is a front view of my Christmas tree novelty with the dotted line showing being for illustrative purposes only and to which no claim is made;

(51) **LOC (7) Cl.** **11-05**

(52) **U.S. Cl.** **D11/118; D11/125**

FIG. 2. Is a rear view thereof, with the dotted line showing being for illustrative purposes only and to which no claim is made;

(58) **Field of Search** D11/118, 121,
D11/125; 428/18–20; 362/551, 563, 564,
567, 568, 123, 806

FIG. 3. Is a right side elevational view thereof, with the dotted line showing being for illustrative purposes only and to which no claim is made;

(56) **References Cited**

U.S. PATENT DOCUMENTS

891,301 A *	6/1908	Green	428/20
D124,036 S *	12/1940	Kranz et al.	D11/118
D204,887 S *	5/1966	Dieffenbach	D11/118
5,409,745 A *	4/1995	McGuire	428/18
6,056,427 A *	5/2000	Kao	362/568
D441,688 S *	5/2001	Clarke	D11/118
6,361,198 B1 *	3/2002	Reed	362/568
6,431,740 B1 *	8/2002	Puleo	362/568
6,514,581 B1 *	2/2003	Gregory	428/18

FIG. 4. Is a left side elevational view thereof, with the dotted line showing being for illustrative purposes only and to which no claim is made;

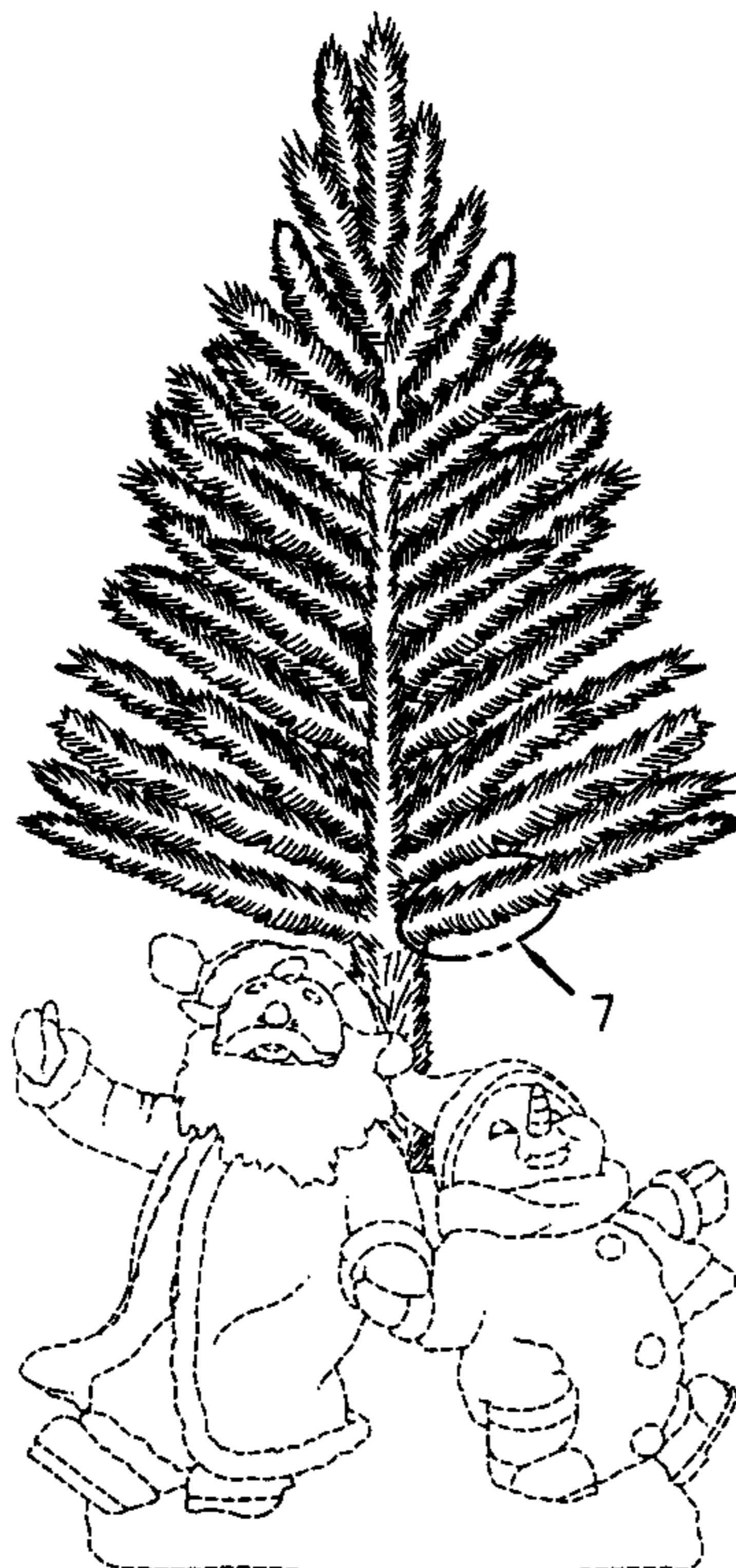
FIG. 5. is a top view thereof, with the dotted line showing being for illustrative purposes only and to which no claim is made;

FIG. 6. Is a bottom view thereof, with the dotted line showing being for illustrative purposes only and to which no claim is made; and,

FIG. 7. Is an enlarged view showing in detail the fiber optic aspects of the design.

* cited by examiner

1 Claim, 5 Drawing Sheets



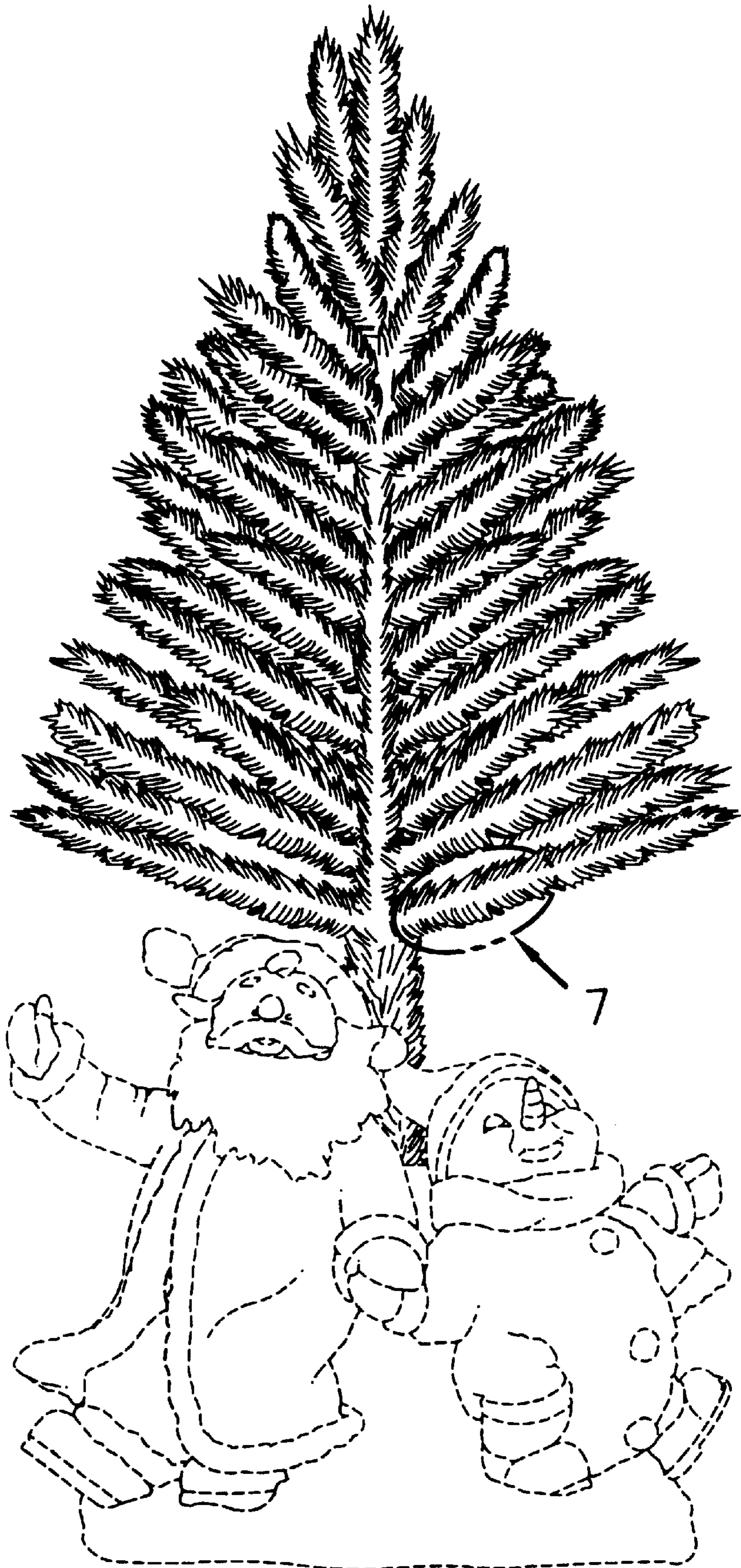


FIG. 1

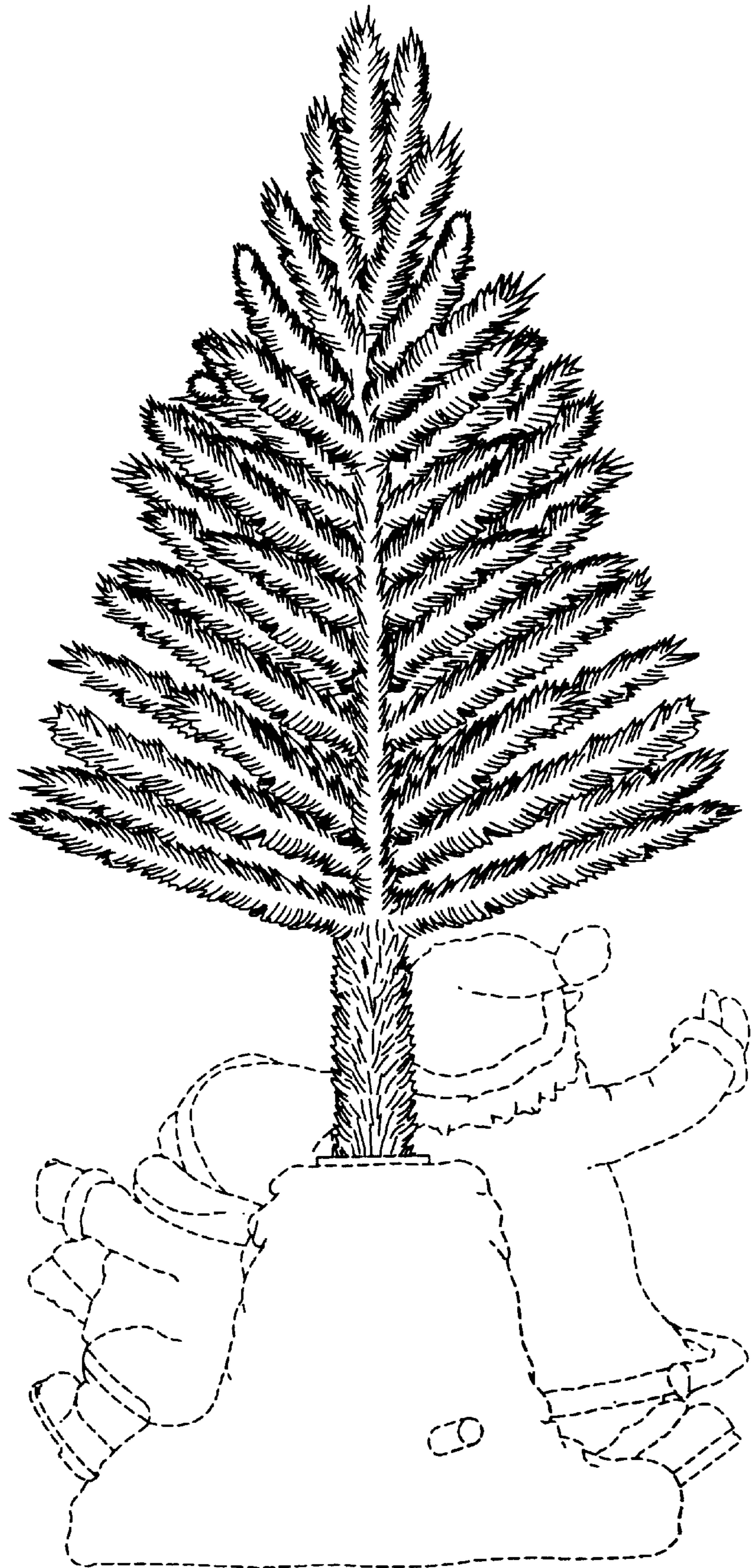


FIG. 2

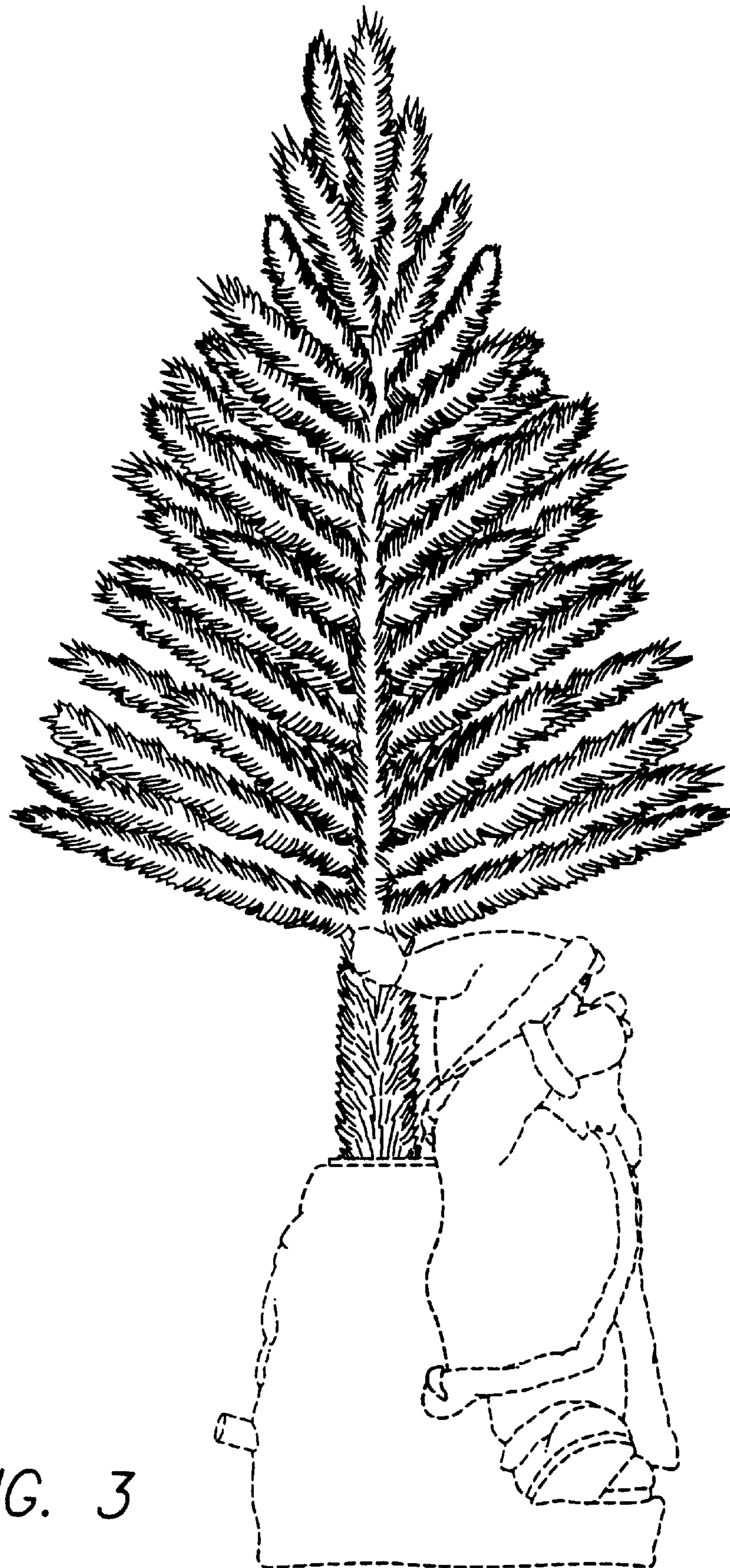


FIG. 3

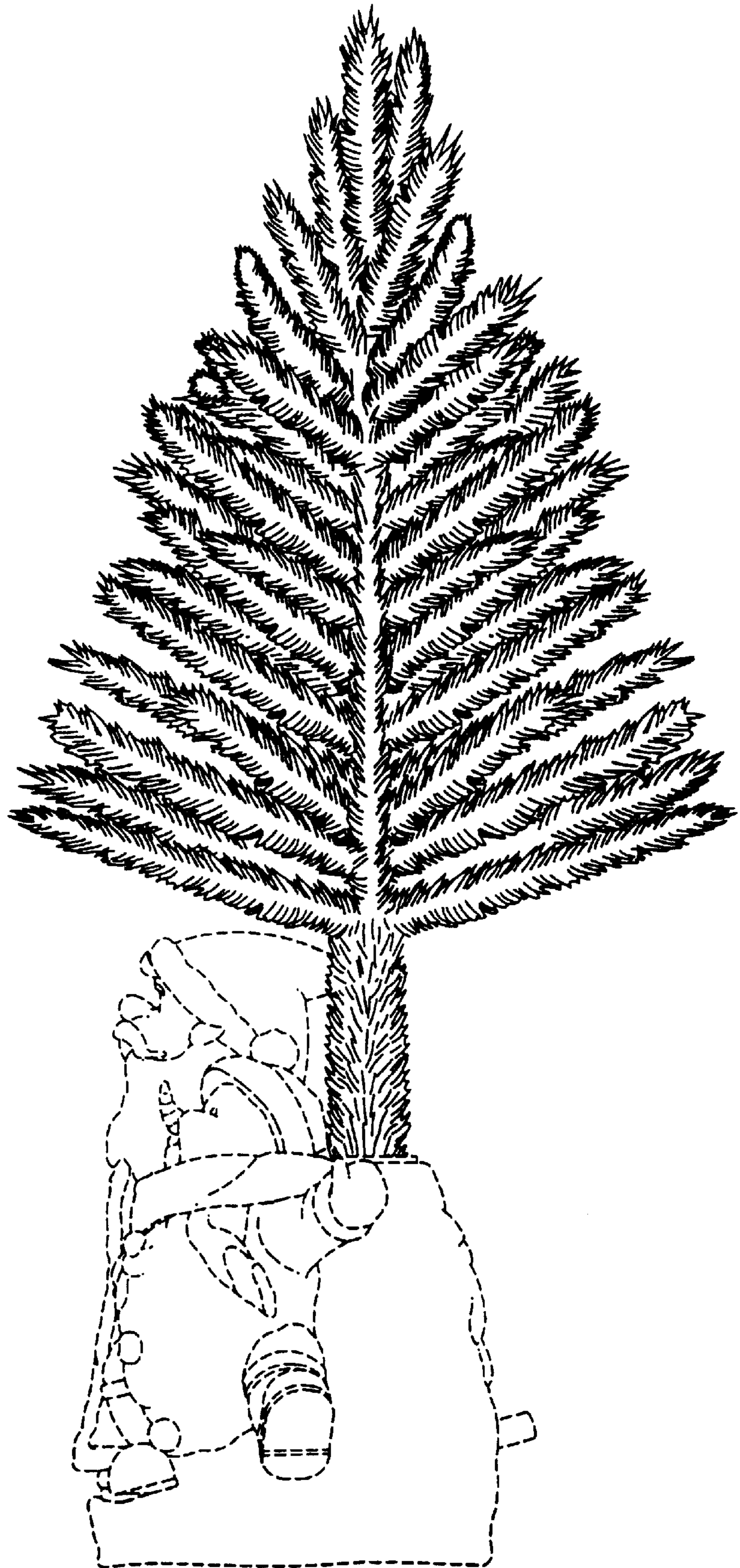


FIG. 4

FIG. 5




FIG. 6




FIG. 7

