

US00D504076S

(12) **United States Design Patent**  
**Rund**

(10) **Patent No.:** **US D504,076 S**  
(45) **Date of Patent:** **\*\* Apr. 19, 2005**

- (54) **FOOD THERMOMETER PROBE**
- (75) Inventor: **Richard Rund**, Great Falls, VA (US)
- (73) Assignee: **F.O.B. Instruments Ltd.**, Wanchai (HK)
- (\*\*) Term: **14 Years**
- (21) Appl. No.: **29/212,109**
- (22) Filed: **Aug. 27, 2004**
- (51) **LOC (7) Cl.** ..... **10-04**
- (52) **U.S. Cl.** ..... **D10/60**
- (58) **Field of Search** ..... D10/57, 60; 374/209, 374/208, 170, 155, 142, 141, 183

- D478,822 S \* 8/2003 Kaiser et al. .... D10/57
- D480,977 S \* 10/2003 Wawro et al. .... D10/60
- D487,022 S \* 2/2004 Mayer et al. .... D10/57

\* cited by examiner

*Primary Examiner*—Antoine D. Davis  
(74) *Attorney, Agent, or Firm*—Cahn & Samuels, LLP

(57) **CLAIM**

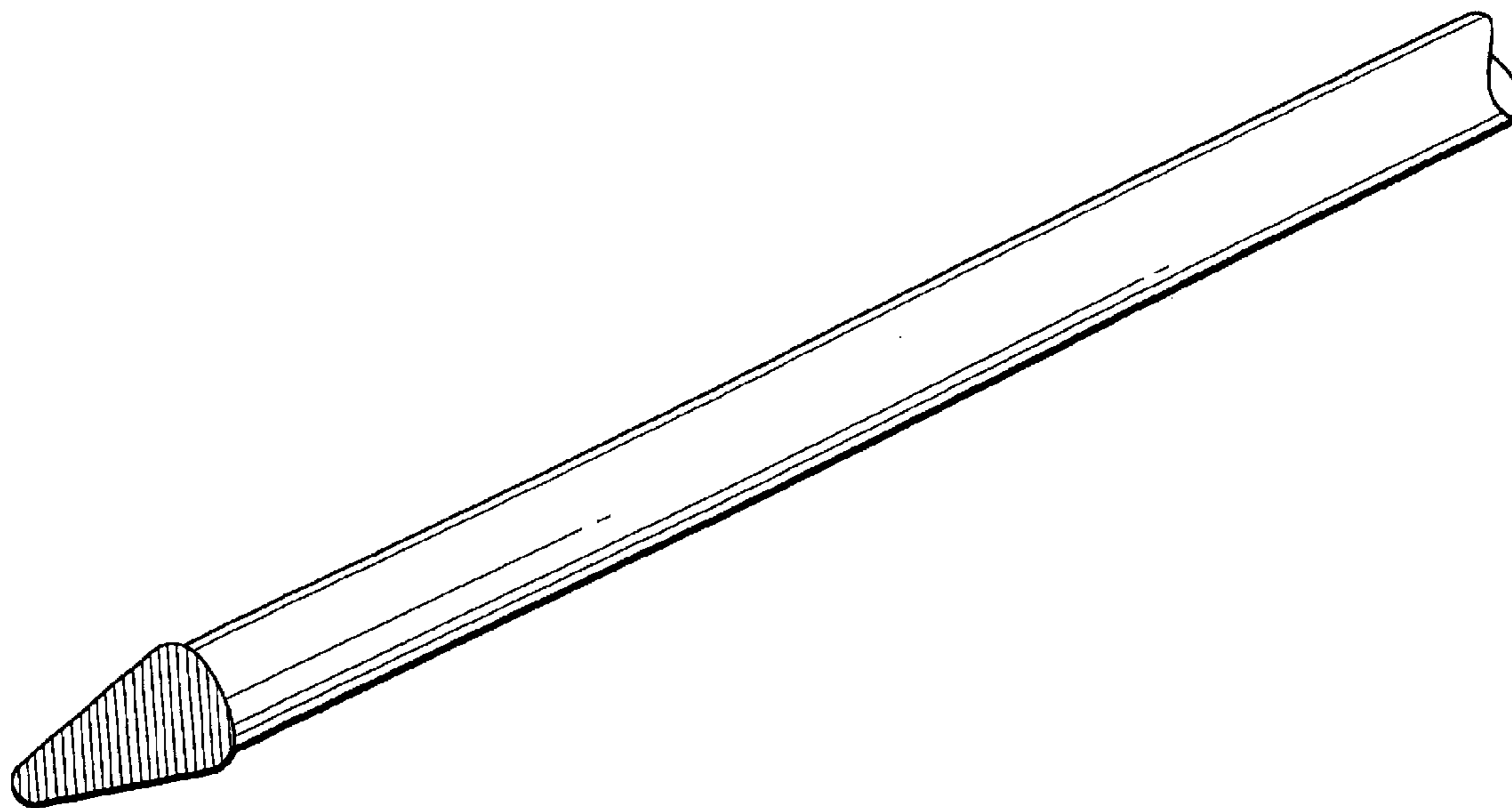
The ornamental design for a food thermometer probe, as shown and described.

**DESCRIPTION**

FIG. 1 is a perspective view of the food thermometer probe in accordance with the invention.  
FIG. 2 is a bottom view of the food thermometer probe shown in FIG. 1; and,  
FIG. 3 is a side view of the food thermometer probe shown in FIG. 1.

- (56) **References Cited**  
U.S. PATENT DOCUMENTS  
D300,909 S \* 5/1989 Thornburg et al. .... D10/60  
D312,216 S \* 11/1990 Nadzak et al. .... D10/57

**1 Claim, 1 Drawing Sheet**



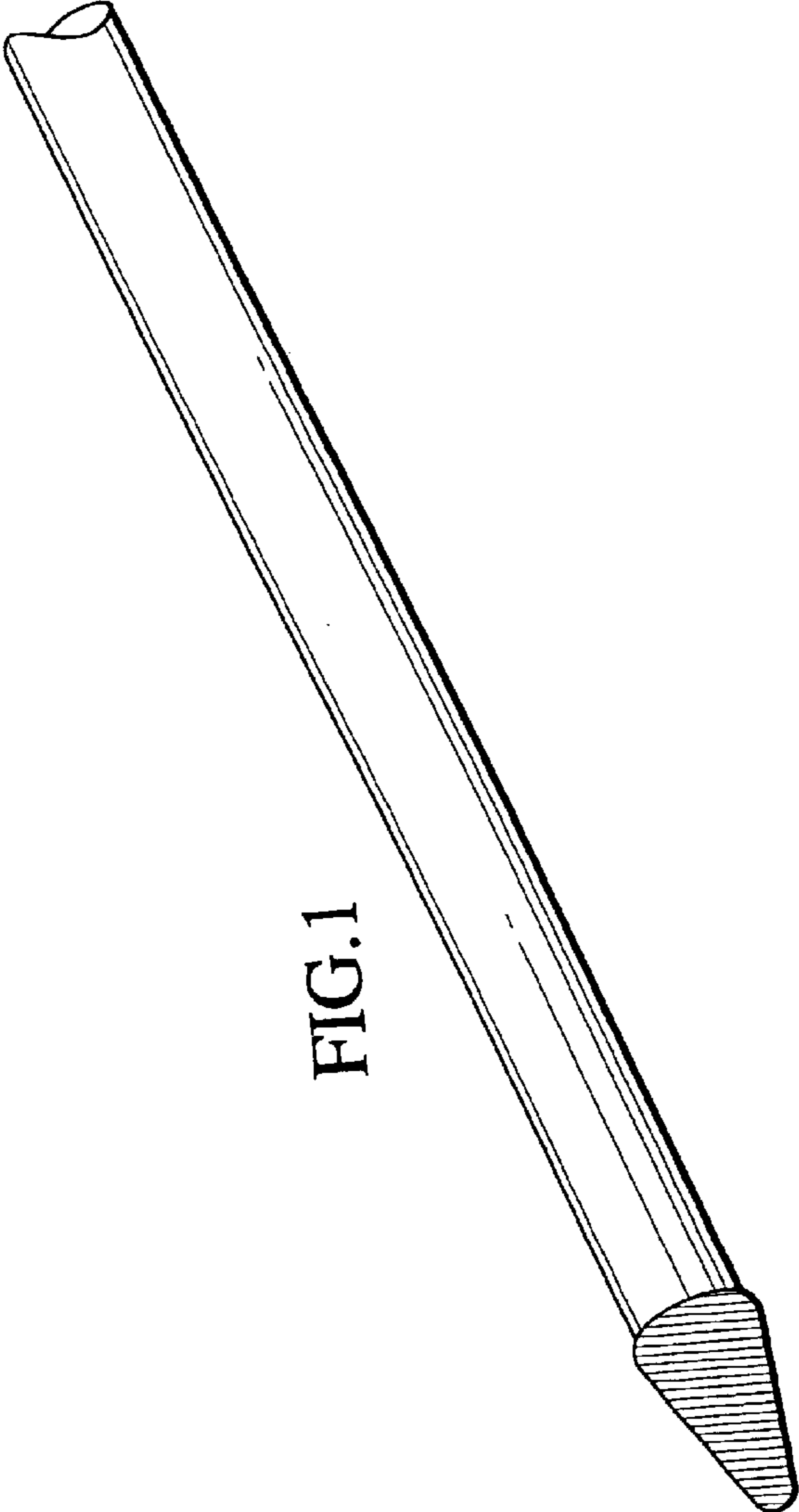


FIG.1

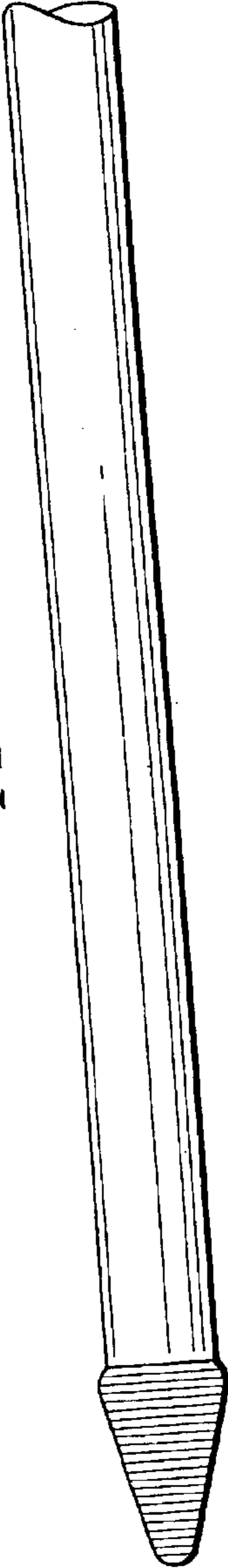


FIG.3

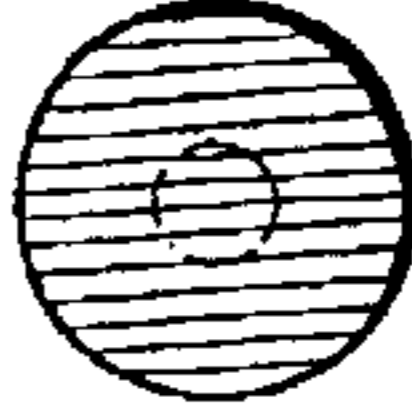


FIG.2