

US00D504073S

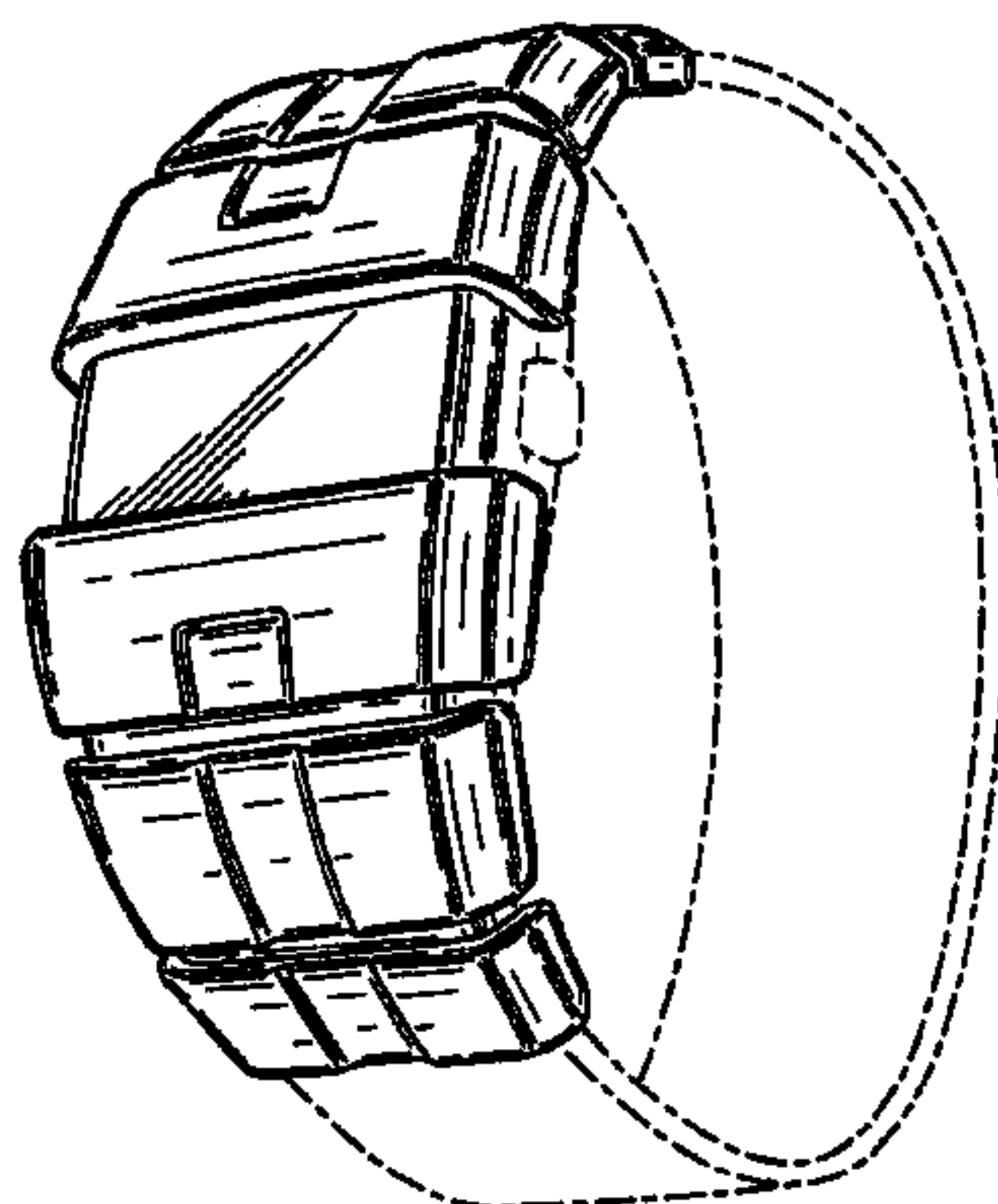
(12) **United States Design Patent** (10) Patent No.: **US D504,073 S**
Frank (45) Date of Patent: **** Apr. 19, 2005**

(54) **PORTION OF A WATCH**
 (75) Inventor: **Philip A. Frank**, Portland, OR (US)
 (73) Assignee: **Nike, Inc.**, Beaverton, OR (US)
 (**) Term: **14 Years**
 (21) Appl. No.: **29/210,535**
 (22) Filed: **Aug. 4, 2004**
 (51) **LOC (7) Cl.** **10-02**
 (52) **U.S. Cl.** **D10/32; D10/30**
 (58) **Field of Search** D10/1-39, 122-132;
 368/276-277, 281-282, 285, 293-295;
 D11/3-25; 63/1.1, 3, 5, 11; 224/164, 168,
 178

4,396,298 A	8/1983	Ripley	
D276,415 S	11/1984	Ecoffey	
D279,552 S	7/1985	Maglioli	
D285,543 S	9/1986	Moser	
D286,510 S	11/1986	Schoepfer	
4,627,739 A	12/1986	Shingo et al.	
D297,622 S	9/1988	Lee	
D298,610 S	11/1988	Young	
D301,015 S	5/1989	Nakai	
D302,797 S	8/1989	Glauser	
4,916,679 A	4/1990	Agnello	
4,958,279 A	9/1990	Proellochs	
D316,050 S	4/1991	Weil	
5,086,418 A	2/1992	Marcus	
D330,167 S	10/1992	Vincent	
5,228,012 A	7/1993	Seager	
D352,007 S	11/1994	Boucheron	
D355,132 S	2/1995	Williams	
D355,371 S	2/1995	Strasser	
D359,916 S	7/1995	Iida	
D360,591 S	7/1995	Karan	
D360,592 S	7/1995	Wermekes	
D361,724 S	8/1995	Nanayakkara	
D364,353 S	11/1995	Staib	
D365,285 S	12/1995	Nanayakkara	
D381,585 S	* 7/1997	Gogniat	D10/32
D387,299 S	12/1997	Scortecci et al.	
D390,479 S	2/1998	Brandys et al.	
D391,174 S	2/1998	Modolo	
D391,499 S	3/1998	Houlihan et al.	
D392,902 S	3/1998	Mouawad	
D394,394 S	5/1998	Bruce et al.	
D395,403 S	* 6/1998	Hysek	D10/30
D398,540 S	9/1998	Lee	
D401,512 S	11/1998	Coquerel	
D404,315 S	1/1999	Azegami	
D404,654 S	1/1999	Kume et al.	
D406,773 S	* 3/1999	Gueit et al.	D10/32
D413,070 S	8/1999	Charriol	
D413,273 S	8/1999	Hartzband	
D415,039 S	10/1999	Strasser	
D425,799 S	5/2000	Hysek	
D427,084 S	6/2000	Ramos, Jr. et al.	
D429,168 S	8/2000	Jannard et al.	
D430,496 S	9/2000	Hartzband	
D434,678 S	12/2000	Raetz	
D436,046 S	1/2001	Giardiello	
D439,528 S	3/2001	Eliav	
D441,665 S	* 5/2001	Giardiello	D10/32

(56) **References Cited**
 U.S. PATENT DOCUMENTS

D77,638 S	2/1929	Conant	
1,752,128 A	3/1930	Vetter	
D103,455 S	3/1937	Katz	
2,472,351 A	6/1949	Tyler	
D158,918 S	* 6/1950	Winn	D10/32
2,584,270 A	2/1952	Hucknall	
2,692,070 A	10/1954	Kammer	
2,952,967 A	10/1960	Nussle	
D217,012 S	* 3/1970	Cowan	D10/38
3,545,198 A	12/1970	Loftus	
D238,254 S	12/1975	Sulek	
D238,341 S	* 1/1976	Cruse	D10/38
3,968,643 A	7/1976	Curtil	
D243,930 S	4/1977	Cruse	
D244,671 S	6/1977	Cozza	
D245,674 S	* 9/1977	Sulek et al.	D10/38
D245,766 S	9/1977	Cruse	
4,060,185 A	11/1977	Kuroda	
D246,765 S	12/1977	Sulek	
D247,224 S	2/1978	Pemberton	
D250,881 S	1/1979	Liautaud	
D251,829 S	5/1979	Sulek	
D252,450 S	7/1979	Sulek et al.	
D253,636 S	12/1979	Sulek	
4,178,751 A	12/1979	Liautaud	



D443,221 S	6/2001	Jacob et al.	
D445,041 S	7/2001	Tan et al.	
D449,997 S	11/2001	Blauner et al.	
D450,600 S	11/2001	Scarinzi	
D451,819 S	12/2001	Streltsov	
D452,173 S	12/2001	Giardiello	
D452,174 S	12/2001	Giardiello	
D453,688 S	2/2002	Bodino	
D455,969 S	4/2002	Wilson	
D456,283 S	4/2002	Baumann	
D456,284 S	4/2002	Wilson	
D456,724 S	5/2002	Wilson	
D457,071 S	5/2002	Blauner et al.	
D457,814 S	5/2002	Bodino	
D462,624 S	9/2002	Sun	
D463,987 S	10/2002	Wilson	
D466,488 S	12/2002	Wada et al.	
D468,648 S	1/2003	Starck	
D473,798 S	4/2003	Fu et al.	
D474,981 S	5/2003	Wilson	
D474,982 S	5/2003	Wilson	
D474,984 S	5/2003	Wilson	
D481,959 S	11/2003	Houlihan	
6,714,400 B1	3/2004	Guerry et al.	
D494,873 S *	8/2004	Junod	D10/32
2001/0043513 A1	11/2001	Grupp	
2002/0064100 A1	5/2002	Della Santa	
2003/0174589 A1	9/2003	Kawamata et al.	

FOREIGN PATENT DOCUMENTS

EP 189372 7/1986

EP 196996 10/1986
JP 62-239081 10/1987

* cited by examiner

Primary Examiner—Nelson C. Holtje
(74) *Attorney, Agent, or Firm*—Banner & Witcoff, Ltd.

(57) **CLAIM**

The ornamental design for a portion of a watch, as shown and described.

DESCRIPTION

FIG. 1 is a perspective view of a portion of a watch showing my new design;

FIG. 2 is a front view thereof;

FIG. 3 is a top view thereof, the bottom view being a mirror image thereof; and,

FIG. 4 is a right side view thereof, the left side view being a mirror image thereof.

The broken line showing of the inside of the watch, the side buttons, and the remainder of the watch band is for illustrative purposes only and forms no part of the claimed design.

1 Claim, 3 Drawing Sheets

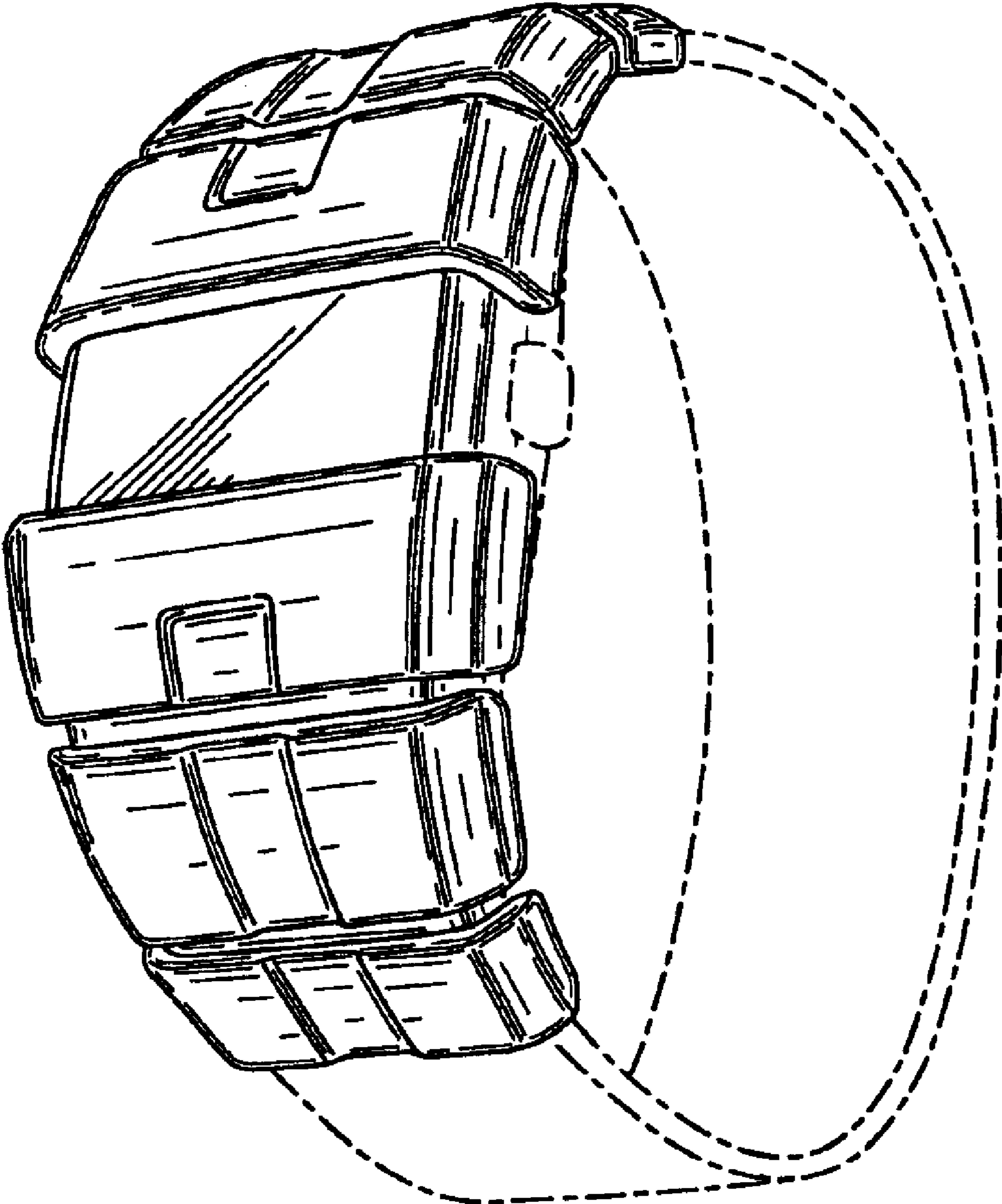


FIG. 1

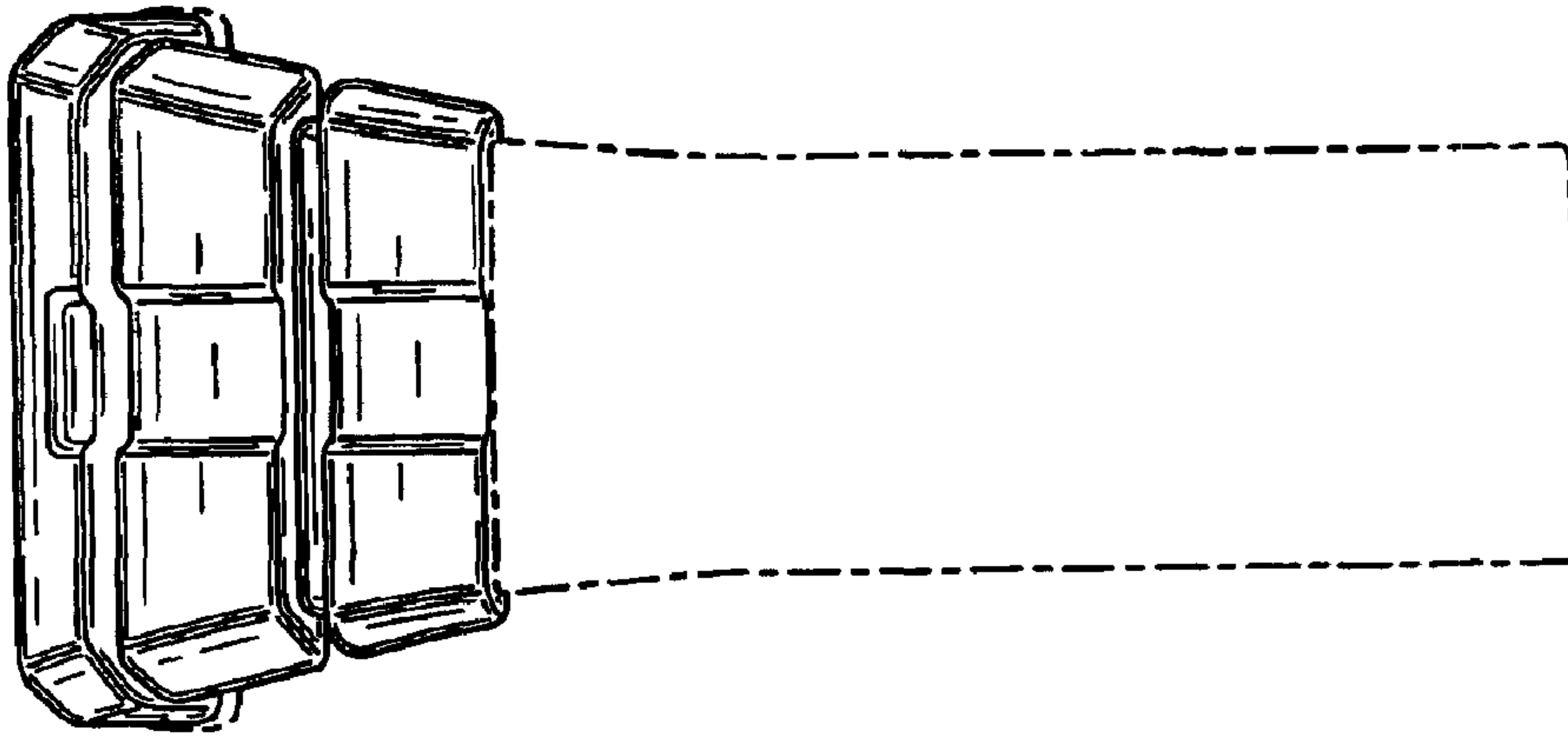


FIG. 2




FIG. 3

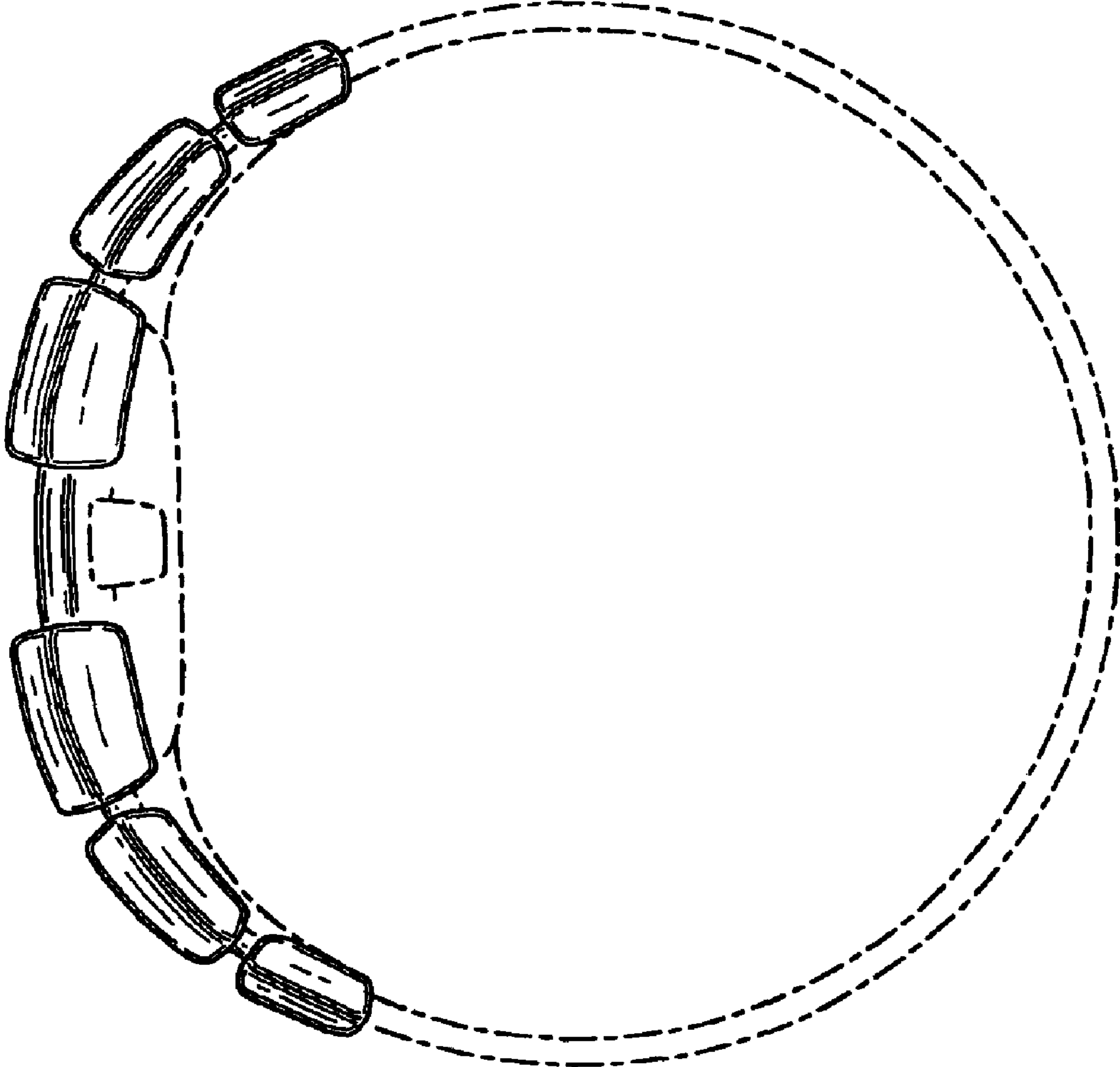


FIG. 4