

US00D504072S

(12) **United States Design Patent**  
**Sandoz**

(10) **Patent No.:** **US D504,072 S**

(45) **Date of Patent:** **\*\* Apr. 19, 2005**

(54) **WRISTWATCH**

D383,074 S \* 9/1997 Hayashi ..... D10/32  
D461,727 S \* 8/2002 Sandoz ..... D10/39  
D485,400 S \* 1/2004 Kiefer et al. .... D32/25

(75) **Inventor:** **Antoine Sandoz**, Geneva (CH)

(73) **Assignee:** **Luxury Timepieces International SA**,  
Neuchatel (CH)

(\*\*) **Term:** **14 Years**

\* cited by examiner

*Primary Examiner*—Nelson C. Holtje  
(74) *Attorney, Agent, or Firm*—Sughrue Mion, PLLC

(21) **Appl. No.:** **29/185,009**

(57) **CLAIM**

(22) **Filed:** **Jun. 23, 2003**

The ornamental design for a wristwatch, as shown.

(30) **Foreign Application Priority Data**

Dec. 23, 2002 (WO) ..... DMA/005925

**DESCRIPTION**

(51) **LOC (7) Cl.** ..... **10-02**

(52) **U.S. Cl.** ..... **D10/32**

(58) **Field of Search** ..... D10/1-40, 122-132;  
368/276-277, 281-282, 285; D11/3-25;  
63/1.1, 3, 5, 11; 224/164, 168, 178

FIG. 1 is a perspective view of the front and right side of a wristwatch showing my new design;  
FIG. 2 is a front view thereof;  
FIG. 3 is a rear view thereof;  
FIG. 4 is a right side view thereof;  
FIG. 5 is a left side view thereof;  
FIG. 6 is a top view thereof; and,  
FIG. 7 is a bottom view thereof.

(56) **References Cited**

**U.S. PATENT DOCUMENTS**

D378,898 S \* 4/1997 Hayashi et al. .... D10/32

**1 Claim, 2 Drawing Sheets**




FIG. 1




FIG. 2

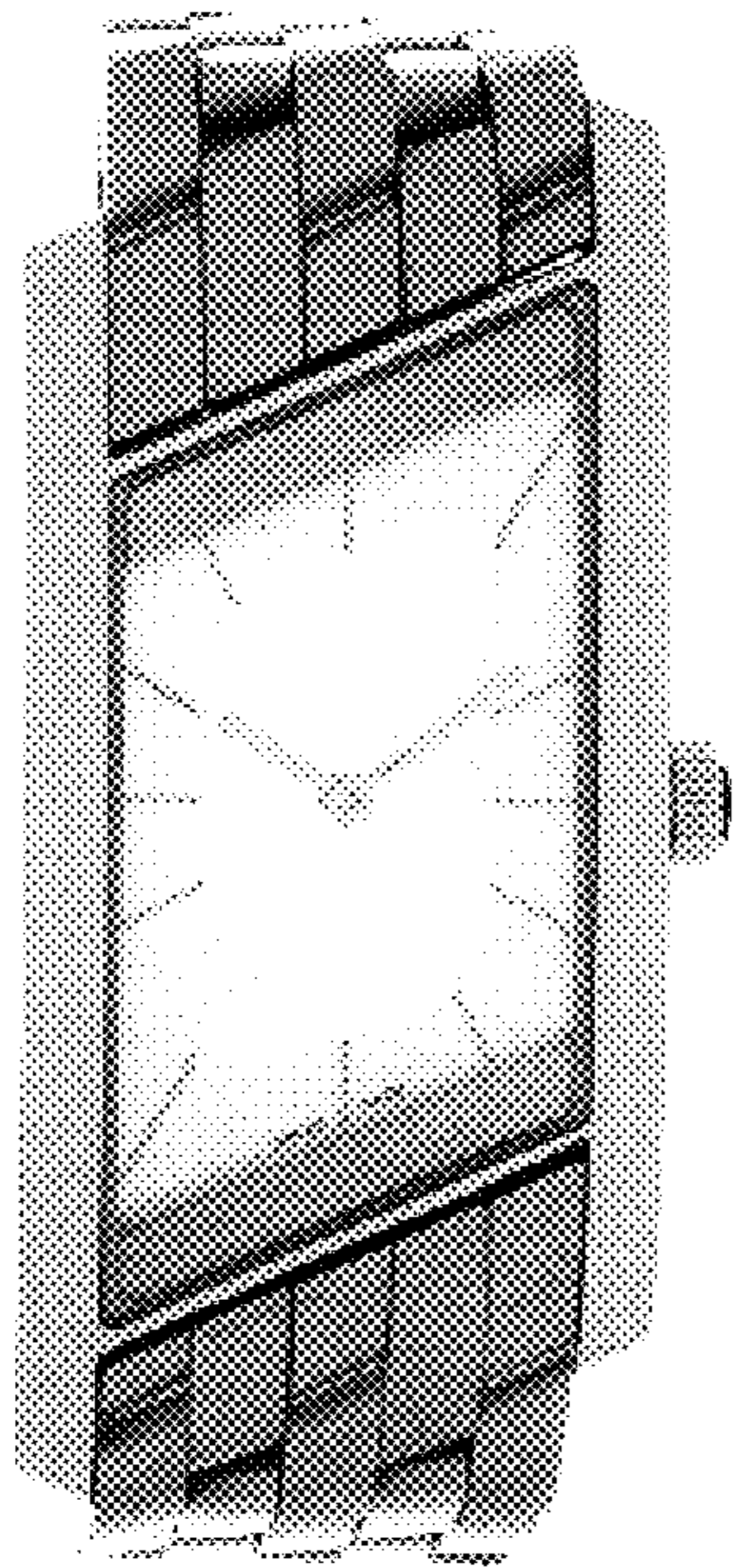


FIG. 3




FIG. 4



FIG. 6




FIG. 5



FIG. 7

