

US00D504070S

(12) **United States Design Patent**
Mohary et al.

(10) **Patent No.: US D504,070 S**
(45) **Date of Patent: ** Apr. 19, 2005**

(54) **BOTTLE**

(75) Inventors: **Stephen J. Mohary**, Pennington, NJ
(US); **Stephen R. Perry**, Blue Bell, PA
(US)

(73) Assignee: **Johnson & Johnson Consumer
Companies, Inc.**, Skillman, NJ (US)

(**) Term: **14 Years**

(21) Appl. No.: **29/171,580**

(22) Filed: **Nov. 25, 2002**

(51) **LOC (7) Cl.** **09-01**

(52) **U.S. Cl.** **D9/571; D9/574**

(58) **Field of Search** D9/516, 544, 545,
D9/549, 550, 558, 563, 571, 572, 573,
574, 300; 215/382-384, 396, 398, 400,
379; 220/212, 215, 660, 662, 669

(56) **References Cited**

U.S. PATENT DOCUMENTS

D29,170 S	*	8/1898	Levis	D9/545
739,616 A	*	9/1903	Oxley	215/379
D300,119 S	*	3/1989	Pacquin	D9/571
D303,100 S	*	8/1989	Segati	D9/563
D312,780 S	*	12/1990	Demarest	D9/542
D355,369 S	*	2/1995	Lund et al.	D9/558
D379,933 S	*	6/1997	Lambrecht	D9/574
D387,281 S	*	12/1997	Thompson	D9/544
D388,331 S	*	12/1997	Haner et al.	D9/571

D432,922 S	*	10/2000	Gose	D9/571
D449,230 S	*	10/2001	Harris et al.	D9/558
D458,149 S	*	6/2002	Cummings	D9/571
D467,815 S	*	12/2002	Cummings	D9/558

FOREIGN PATENT DOCUMENTS

WO DM/021 801 * 1/1992

* cited by examiner

Primary Examiner—Carol Rademaker

(74) *Attorney, Agent, or Firm*—Erin M. Harriman

(57) **CLAIM**

The ornamental design for a bottle, as shown and described.

DESCRIPTION

FIG. 1 is a front, top, right perspective view of the bottle of my new design, shown without the broken line showing of the unclaimed cap to expose the unclaimed pour spout and threads;

FIG. 2 is a front elevational view thereof, the rear elevational view being a mirror image;

FIG. 3 is a right side elevational view thereof; the left side elevational view being a mirror image;

FIG. 4 is a top plan view thereof;

FIG. 5 is a bottom plan view thereof; and,

FIG. 6 is the front, top, right perspective view of FIG. 1 shown with the unclaimed cap.

The broken line showing in the drawings is for illustrative purposes only and forms no part of the claimed design.

1 Claim, 5 Drawing Sheets




FIG. 1




FIG. 2

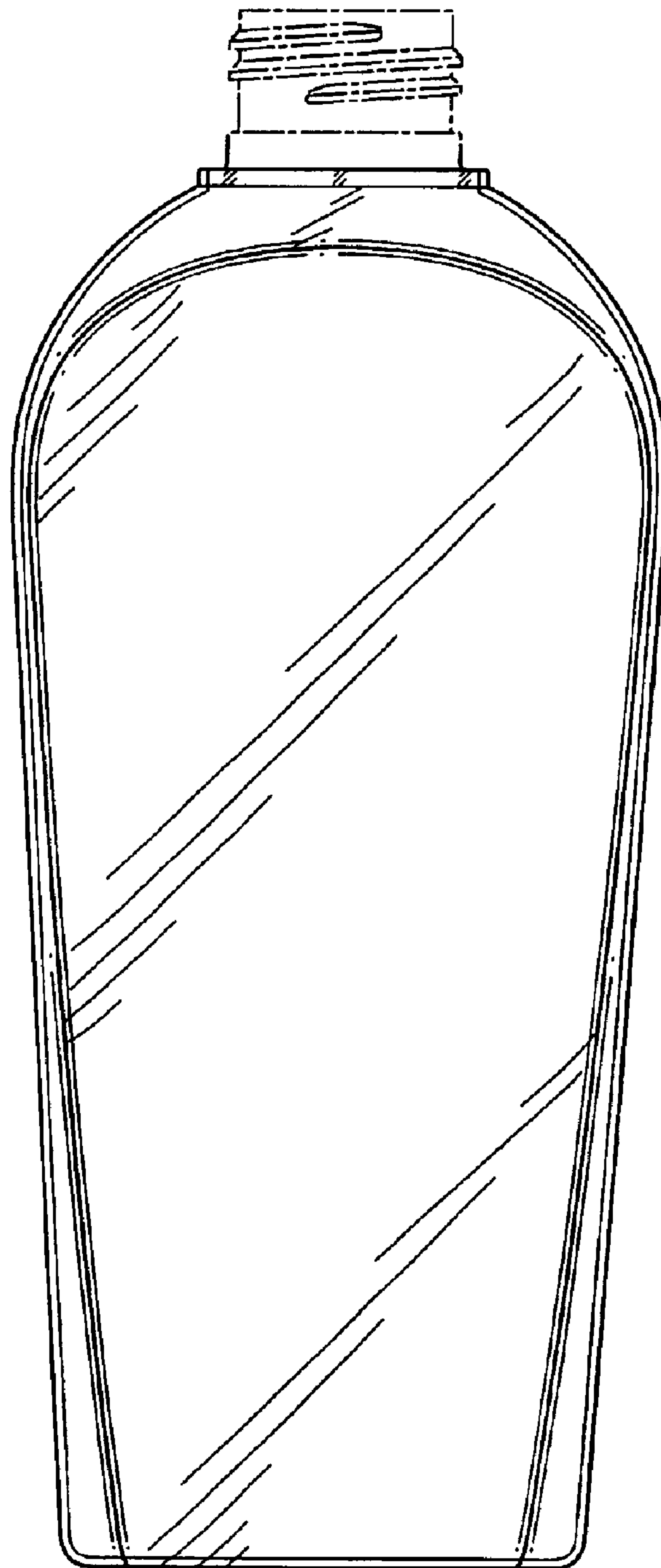


FIG. 3

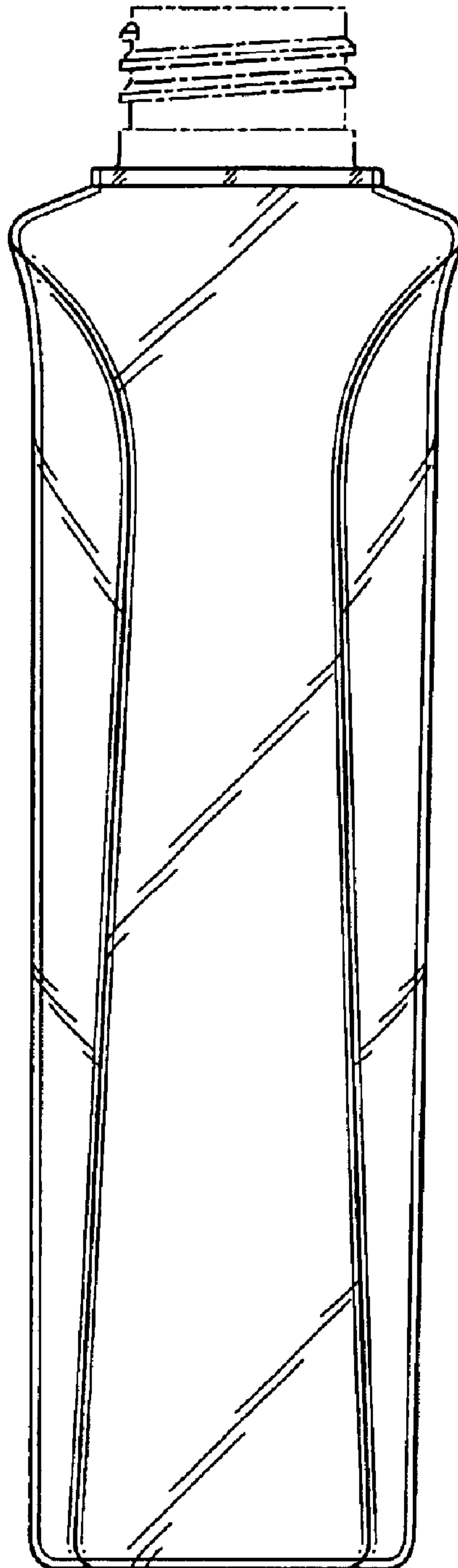


FIG. 4

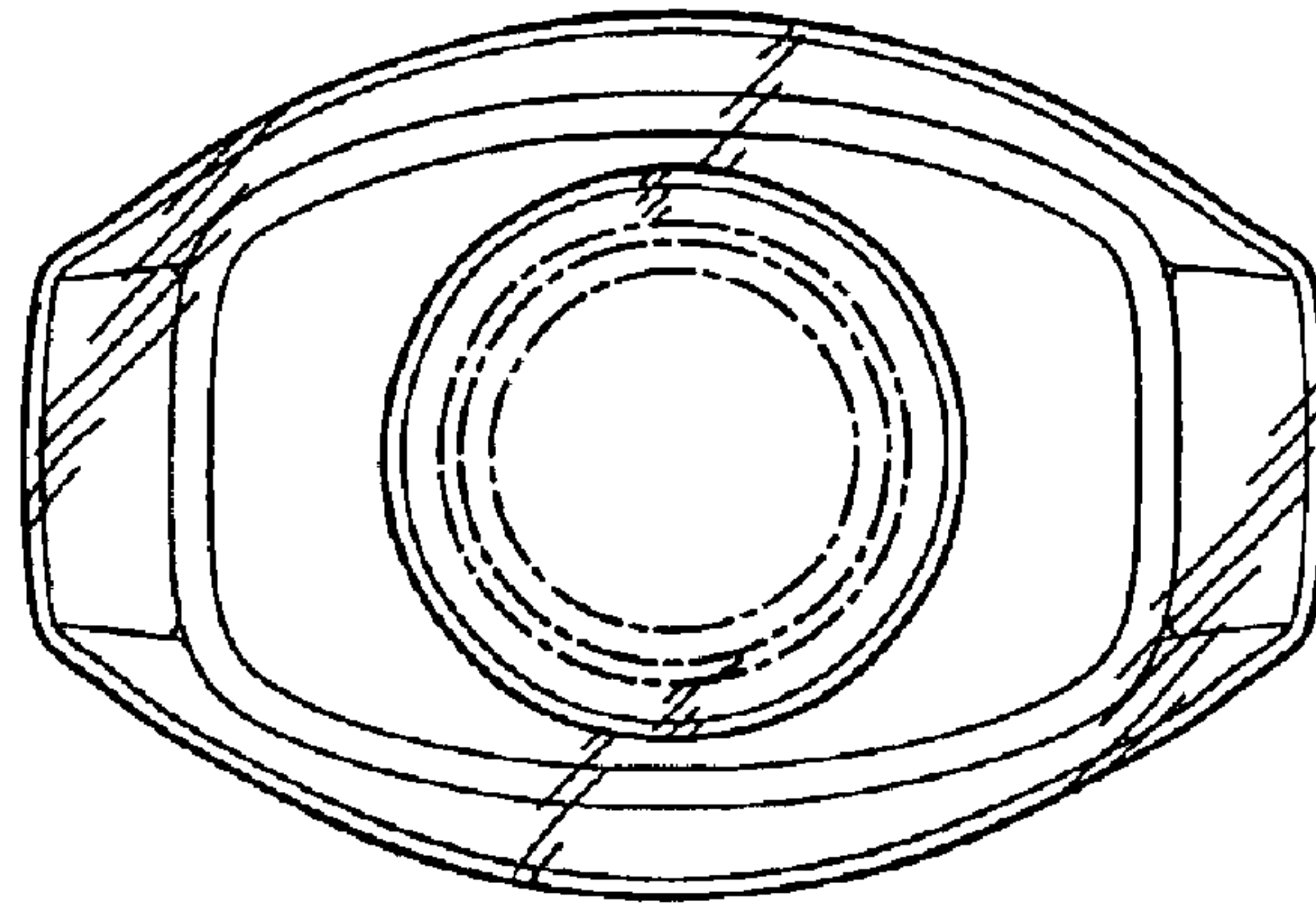


FIG. 5

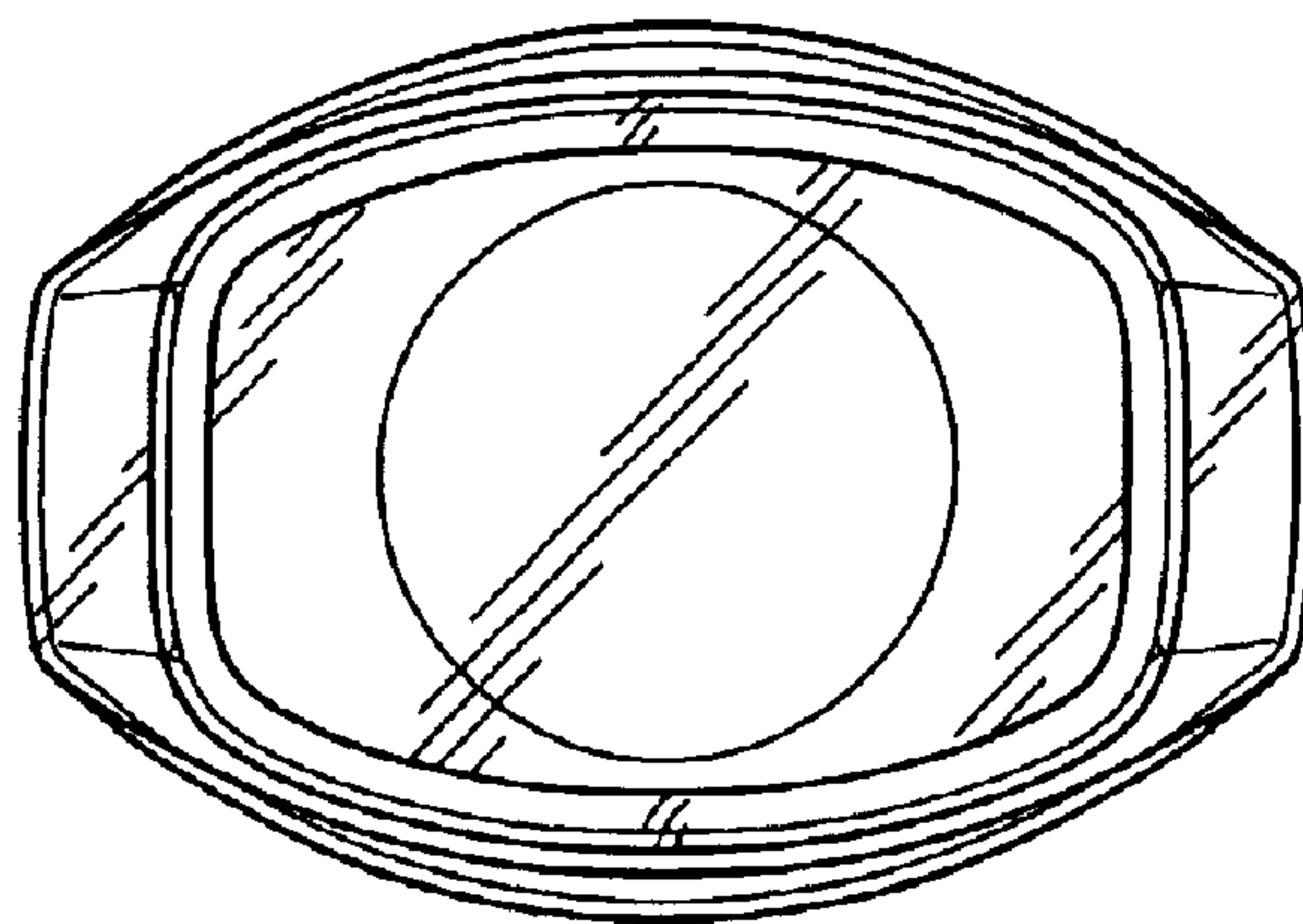


FIG. 6

