

US00D504059S

(12) **United States Design Patent**
File et al.

(10) **Patent No.:** **US D504,059 S**
(45) **Date of Patent:** **** Apr. 19, 2005**

(54) **LEAFY BALL FINIAL**

D472,448 S * 4/2003 Fields D8/310

(75) Inventors: **Eduard File**, Santee, CA (US); **Brian Graves**, San Diego, CA (US); **David Fahy**, San Diego, CA (US)

* cited by examiner

Primary Examiner—Holly Baynham
(74) *Attorney, Agent, or Firm*—Fish & Richardson P.C.;
Fred C. Hernandez

(73) Assignee: **Beme International, LLC**, San Diego, CA (US)

(57) **CLAIM**

(**) Term: **14 Years**

The ornamental design for a leafy ball finial, as shown and described.

(21) Appl. No.: **29/203,206**

DESCRIPTION

(22) Filed: **Apr. 8, 2004**

FIG. 1 shows a perspective view of a leafy ball finial incorporating the design;

(51) **LOC (7) Cl.** **08-05**

FIG. 2 shows a front elevational view of the leafy ball finial shown in FIG. 1;

(52) **U.S. Cl.** **D8/378**

(58) **Field of Search** D8/378, 300, 307,
D8/310; D26/154; 428/28

FIG. 3 shows a top plan view of the leafy ball finial shown in FIG. 1; and,

FIG. 4 shows a bottom plan view of the leafy ball finial shown in FIG. 1.

The broken line showing of a screw is for illustrative purposes only and forms no part of the claimed design.

(56) **References Cited**

U.S. PATENT DOCUMENTS

D7,020 S * 12/1873 Gorman D8/310
D471,073 S * 3/2003 Fields D8/310

1 Claim, 2 Drawing Sheets






FIG. 1




FIG. 2



FIG. 3

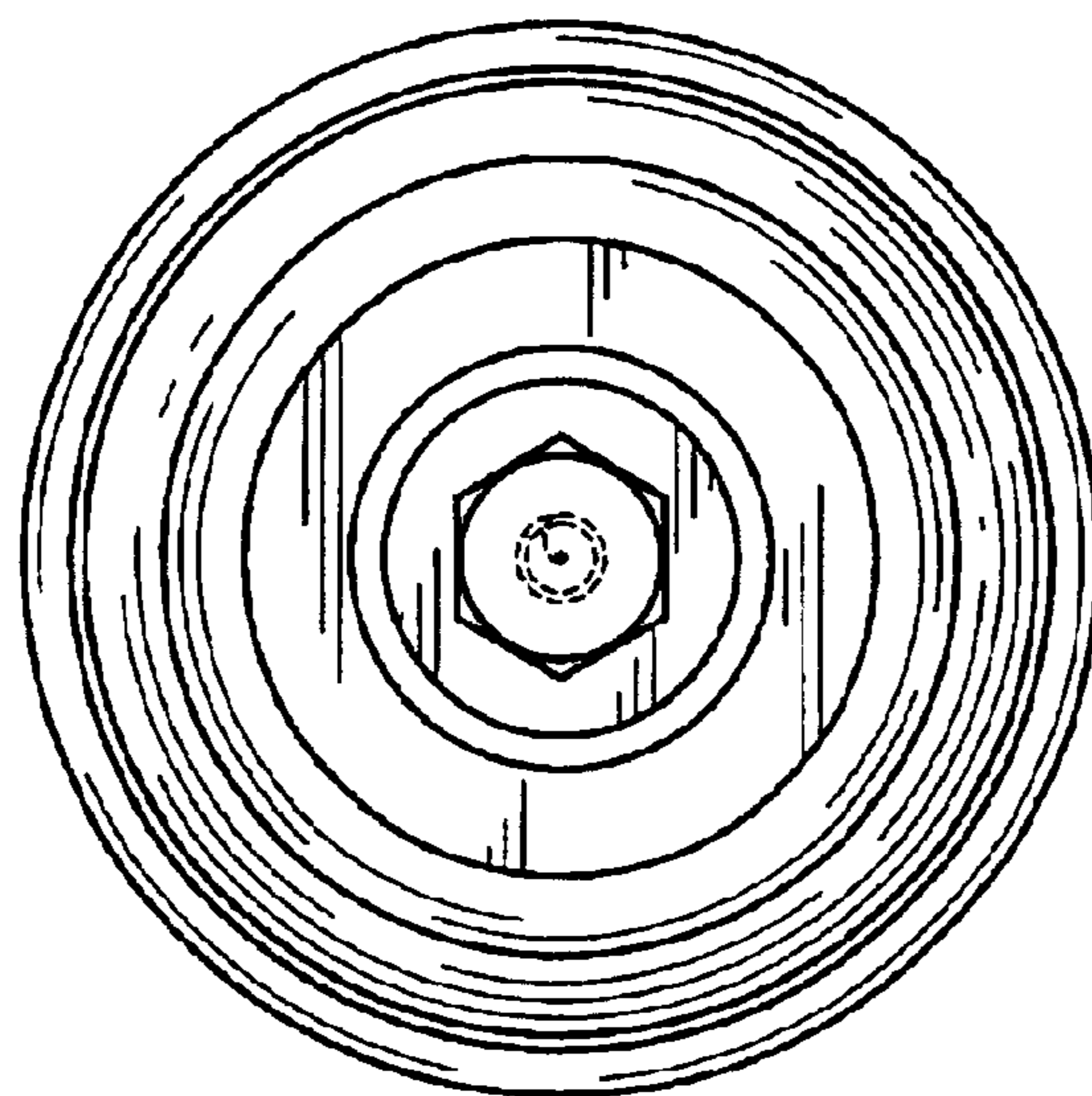


FIG. 4