

US00D504037S

(12) **United States Design Patent** (10) **Patent No.:** **US D504,037 S**  
**Risdon et al.** (45) **Date of Patent:** **\*\* Apr. 19, 2005**

(54) **SEMAINIER**

(75) Inventors: **Scott M. Risdon**, Greensboro, NC  
(US); **Nancy L. Warren**, Greensboro,  
NC (US)

(73) Assignee: **LADD Furniture, Inc.**, Greensboro,  
NC (US)

(\*\*) Term: **14 Years**

(21) Appl. No.: **29/200,352**

(22) Filed: **Feb. 26, 2004**

**Related U.S. Application Data**

(62) Division of application No. 29/178,909, filed on Apr. 2,  
2003, now Pat. No. Des. 491,741, which is a division of  
application No. 29/158,907, filed on Apr. 12, 2002, now Pat.  
No. Des. 484,329.

(51) **LOC (7) Cl.** ..... **06-04**

(52) **U.S. Cl.** ..... **D6/441; D6/446**

(58) **Field of Search** ..... D6/436-439, 441,  
D6/444-448; 312/196, 204, 224, 279

(56) **References Cited**

**U.S. PATENT DOCUMENTS**

- D148,199 S \* 12/1947 Tomlinson et al. .... D6/441
- D274,585 S \* 7/1984 Wood ..... D6/434
- D292,760 S \* 11/1987 Worth et al. .... D6/434
- D374,785 S \* 10/1996 Keller et al. .... D6/446
- D375,514 S \* 11/1996 Keller et al. .... D6/445
- D380,628 S \* 7/1997 Yeh ..... D6/445
- D460,293 S \* 7/2002 Vaaler ..... D6/441

- D462,197 S \* 9/2002 Tabbia ..... D6/446
- D464,505 S \* 10/2002 Cain ..... D6/441
- D465,104 S \* 11/2002 Cain ..... D6/441
- D469,625 S \* 2/2003 Stanton ..... D6/439
- D469,627 S \* 2/2003 Stanton ..... D6/441
- D470,686 S \* 2/2003 O'Hare ..... D6/434
- D490,626 S \* 6/2004 Risdon et al. .... D6/441

**OTHER PUBLICATIONS**

American Drew Catalog; Copyright 2001 LADD Furniture,  
Inc. (pp. 48 and 56).

\* cited by examiner

*Primary Examiner*—Cathron Brooks

(74) *Attorney, Agent, or Firm*—Harness, Dickey & Pierce,  
P.L.C.

(57) **CLAIM**

The ornamental design for the semainier, as shown and  
described.

**DESCRIPTION**


FIG. 1 is a perspective view of a semainier in accordance  
with the present invention;

FIG. 2 is a front view of the semainier, the back of the  
semainier is not illustrated as it forms no part of the present  
invention;

FIG. 3 is a top view of the semainier, the bottom of the  
semainier is not illustrated as it forms no part of the present  
invention; and,

FIG. 4 is a right side view of the semainier, the left side view  
being a mirror image thereof.

**1 Claim, 4 Drawing Sheets**






Figure 1




Figure 2

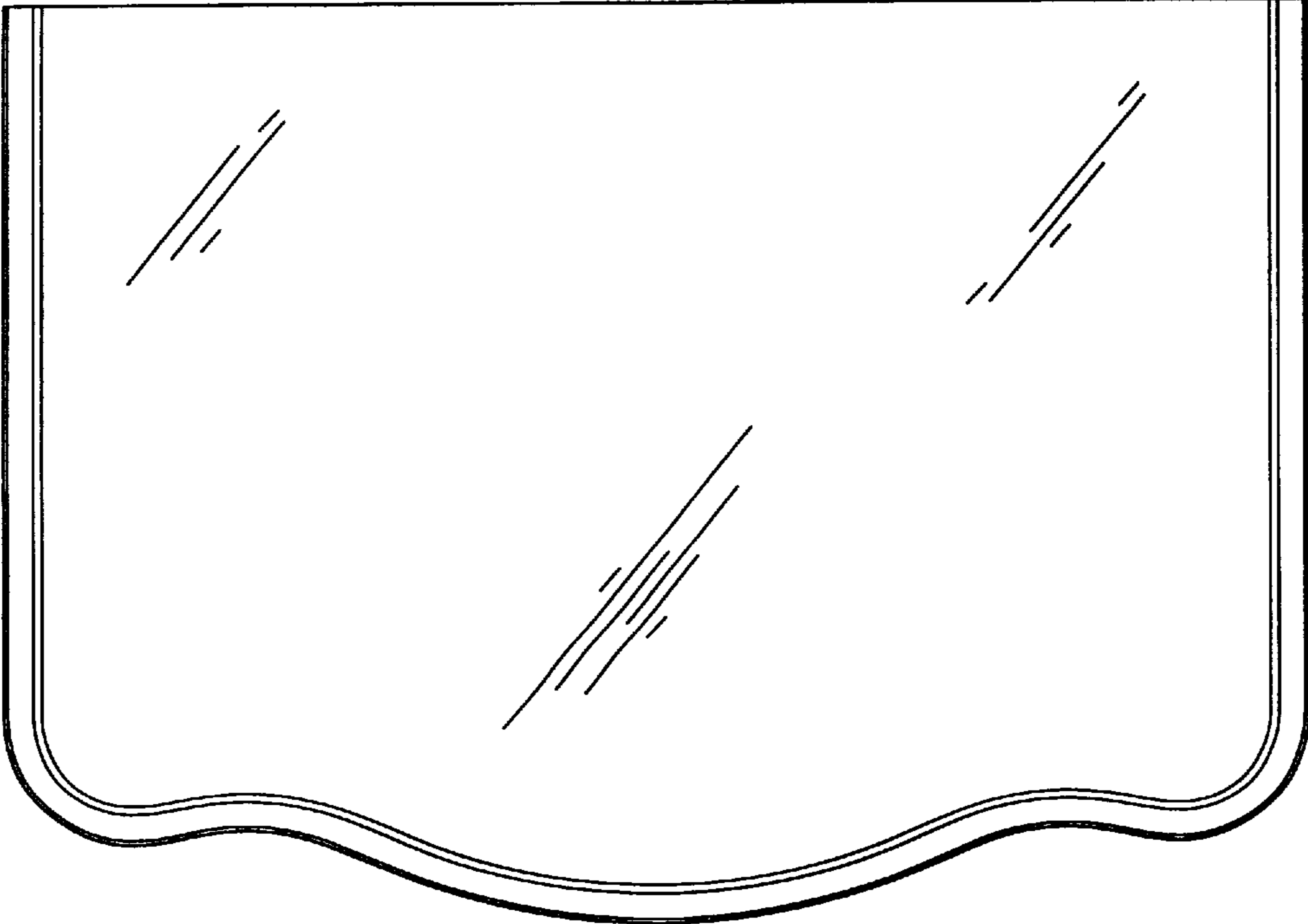


Figure 3

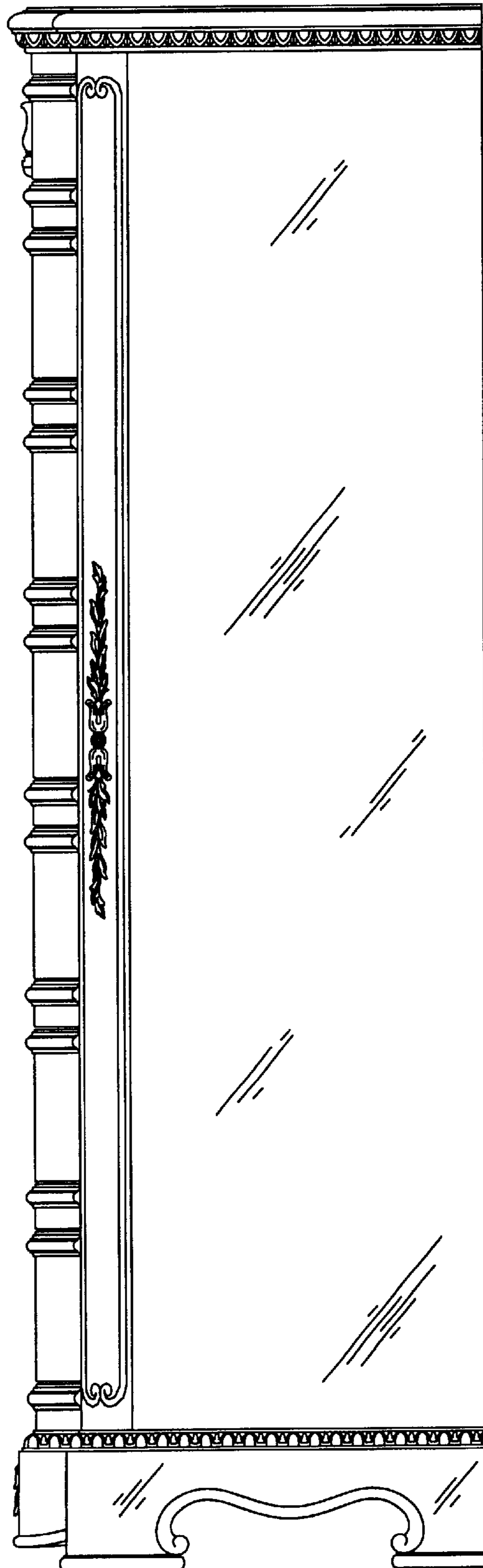


Figure 4