

US00D504028S

(12) **United States Design Patent**
Ricci

(10) **Patent No.:** **US D504,028 S**
(45) **Date of Patent:** **** Apr. 19, 2005**

(54) **SEAT**
(75) **Inventor:** **Luca Ricci, Forli (IT)**
(73) **Assignee:** **DeCoro Ltd., Fanling (HK)**
(**) **Term:** **14 Years**

D478,224 S 8/2003 Natuzzi et al.
D482,892 S * 12/2003 Ricci D6/381
D493,298 S * 7/2004 Ricci D6/381
D495,517 S * 9/2004 Ricci D6/381
D496,177 S * 9/2004 Ricci D6/381
D497,057 S * 10/2004 Ricci D6/381
D498,943 S * 11/2004 Ricci D6/381

(21) **Appl. No.:** **29/197,902**
(22) **Filed:** **Jan. 22, 2004**
(51) **LOC (7) Cl. 06-01**
(52) **U.S. Cl. D6/381; D6/334**
(58) **Field of Search D6/334-336, 364,**
D6/371, 381, 500-502; 5/12.1; 297/232,
445.1

OTHER PUBLICATIONS

De Coro Ltd. Sofa Model No. 125, Apr. 1998, at the International Home Furnishings Market in High Point, N.C.
De Coro Ltd. Sofa Model No. 130, Apr. 1998, at the International Home Furnishings Market in High Point, N.C.

(Continued)

Primary Examiner—Gary D. Watson
(74) *Attorney, Agent, or Firm*—Luce, Forward, Hamilton & Scripps LLP

(56) **References Cited**

U.S. PATENT DOCUMENTS

D364,975 S 12/1995 Natuzzi et al.
D389,331 S 1/1998 Natuzzi et al.
D390,371 S * 2/1998 Gibson D6/381
D393,758 S 4/1998 Natuzzi et al.
D400,368 S 11/1998 Natuzzi et al.
D407,572 S 4/1999 Natuzzi et al.
D407,573 S 4/1999 Natuzzi et al.
D409,014 S * 5/1999 Natuzzi et al. D6/381
D421,193 S 2/2000 Natuzzi et al.
D429,080 S 8/2000 Natuzzi et al.
D431,124 S 9/2000 Natuzzi et al.
D431,928 S 10/2000 Natuzzi et al.
D434,245 S 11/2000 Natuzzi et al.
D439,759 S 4/2001 Natuzzi et al.
D445,587 S 7/2001 Natuzzi et al.
D448,945 S 10/2001 Natuzzi et al.
D470,323 S 2/2003 Ricci
D470,328 S 2/2003 Ricci
D473,394 S 4/2003 Natuzzi et al.
D474,907 S 5/2003 Ricci
D475,214 S 6/2003 Ricci
D475,861 S 6/2003 Ricci
D476,164 S 6/2003 Ricci
D476,166 S 6/2003 Ricci
D476,491 S * 7/2003 Lewis et al. D6/335
D476,497 S 7/2003 Ricci
D476,500 S 7/2003 Ricci


(57) **CLAIM**

The ornamental design for a seat, as shown and described.

DESCRIPTION

FIG. 1 is a front perspective view of one embodiment of my new seat design in the form of a sofa;
FIG. 2 is a front elevation view of the embodiment of FIG. 1;
FIG. 3 is a left, side elevation view of the embodiment of FIG. 1, with the right side elevational view being a mirror image thereof;
FIG. 4 is a rear elevation view of the embodiment of FIG. 1;
FIG. 5 is a front perspective view of a second embodiment of my new seat design in the form of a chair;
FIG. 6 is a front elevation view of the embodiment of FIG. 5; and,
FIG. 7 is a rear elevation view of the embodiment of FIG. 5.
The side elevation views of FIGS. 5, 6, and 7 are like that shown in FIG. 3.
The broken line disclosure is for illustrative purposes only and forms no part of the claimed design.

1 Claim, 4 Drawing Sheets



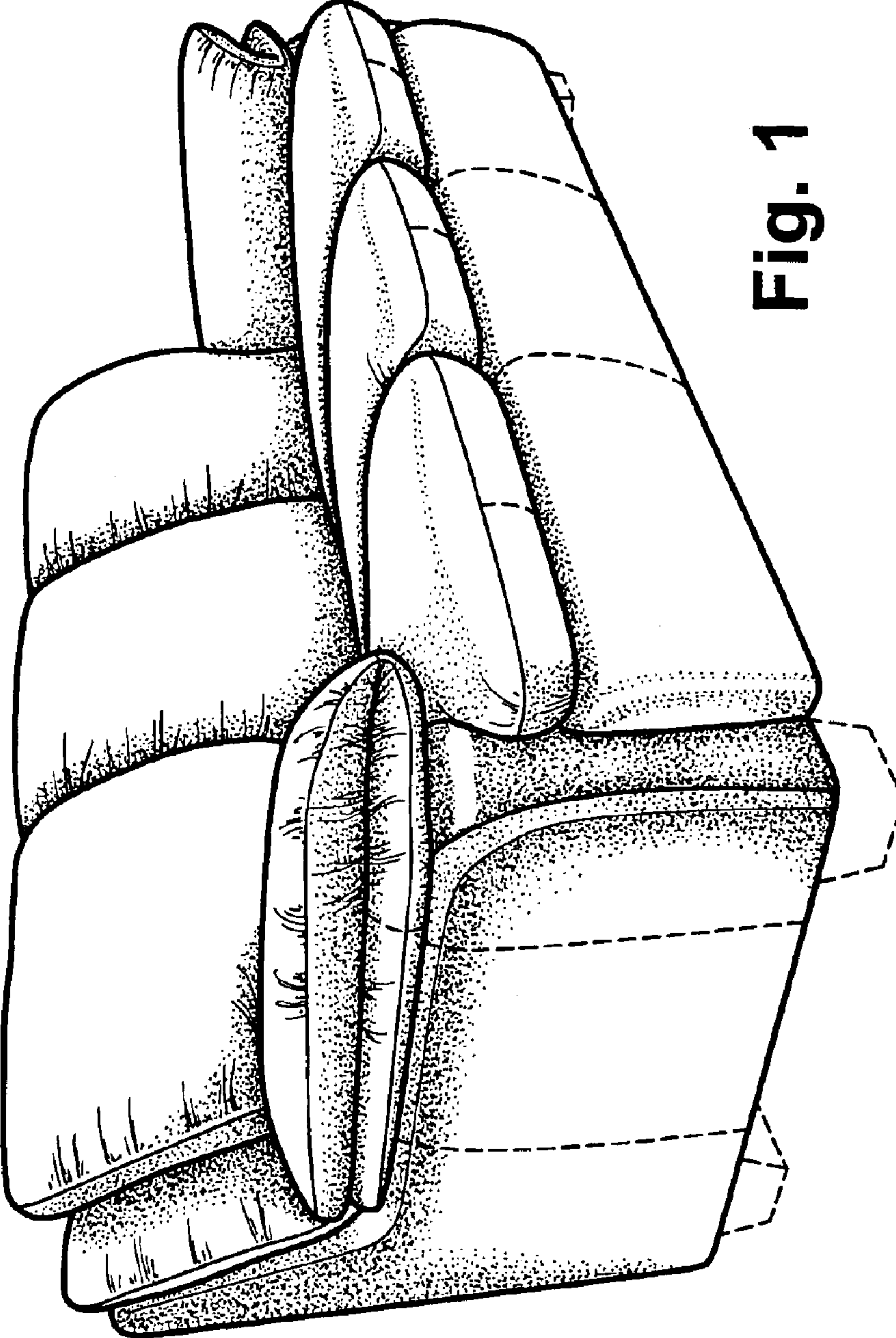


Fig. 1

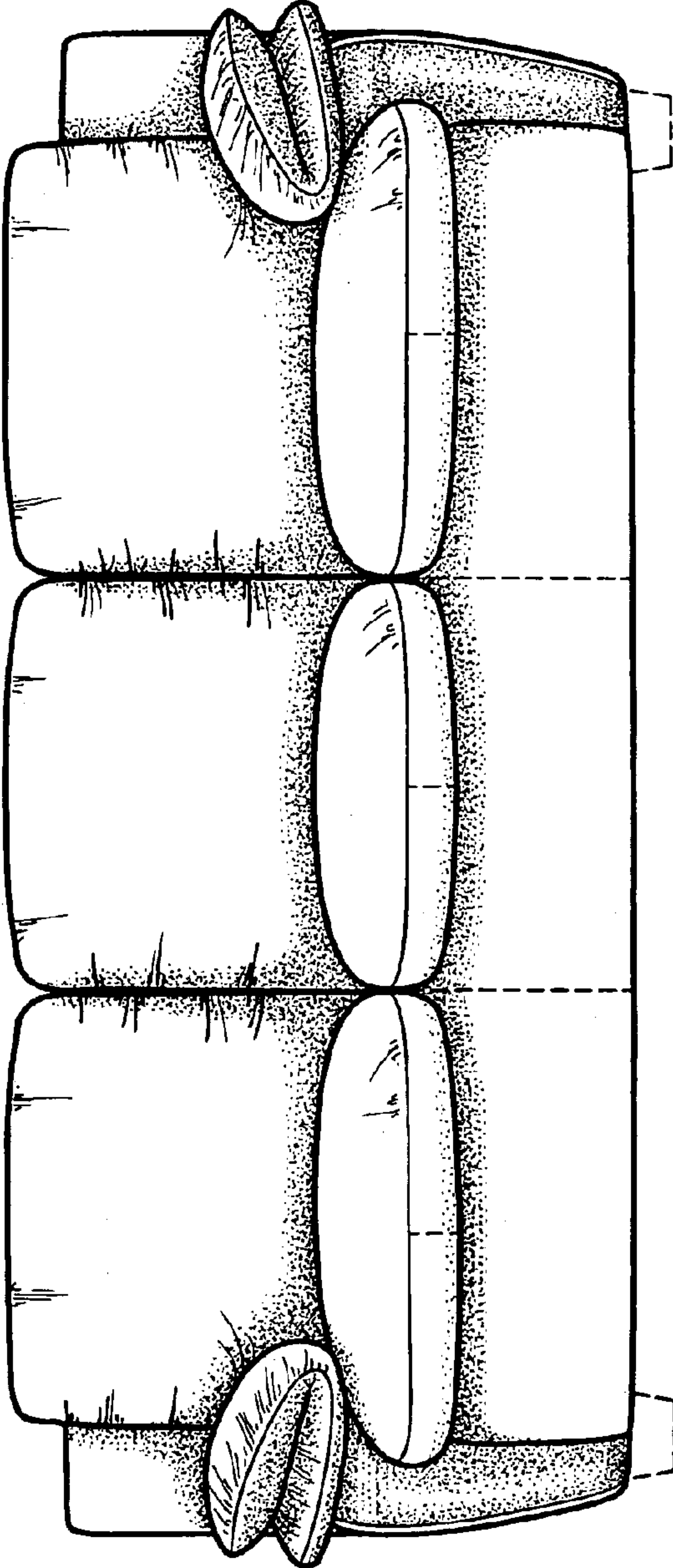


Fig. 2

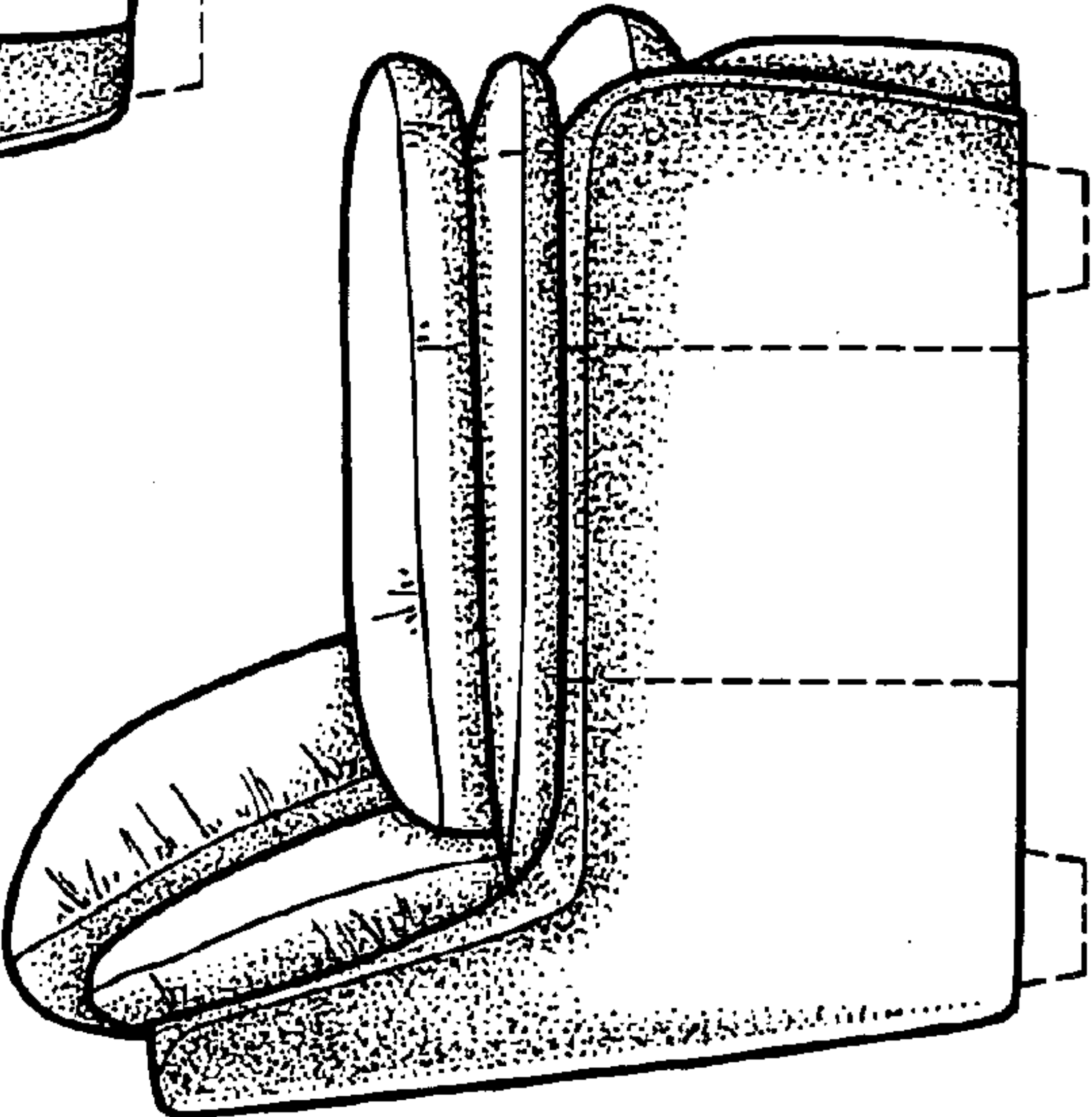


Fig. 3

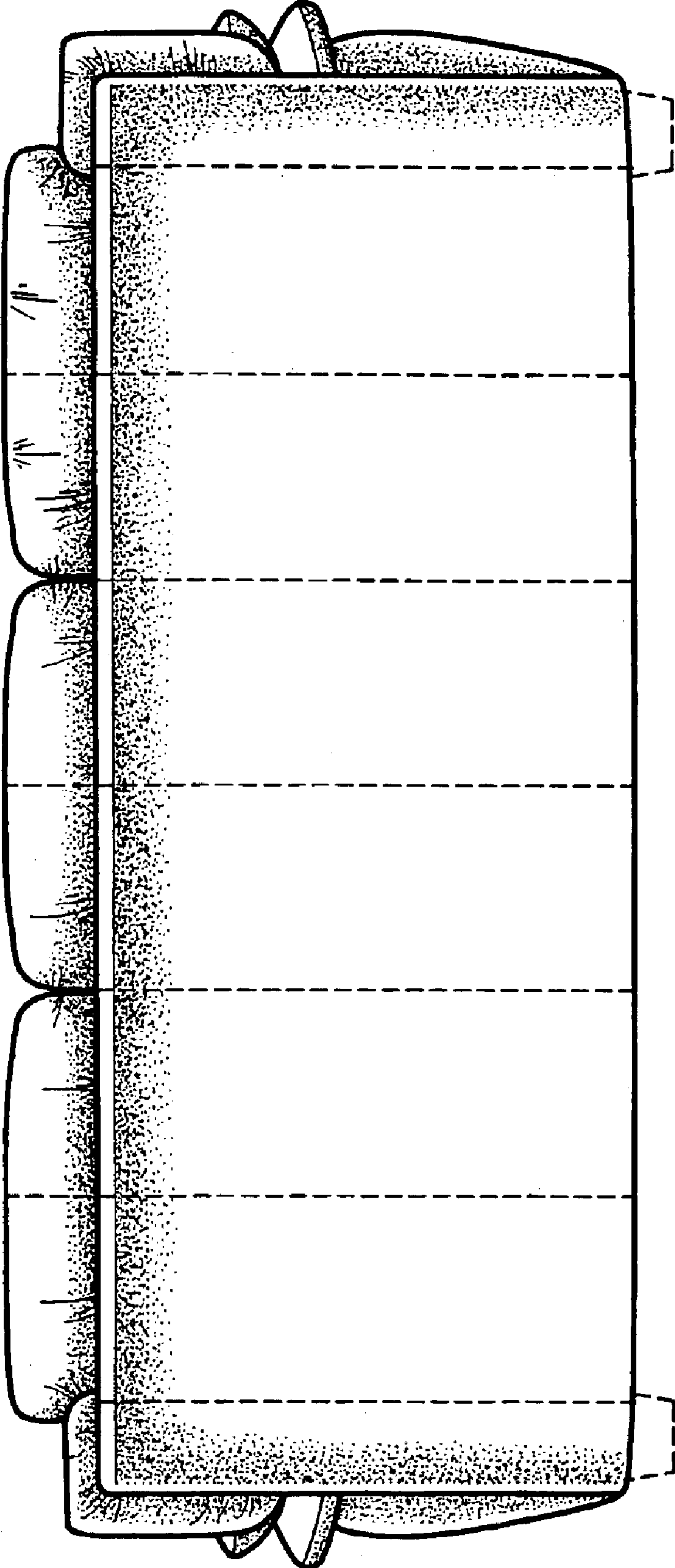


Fig. 4

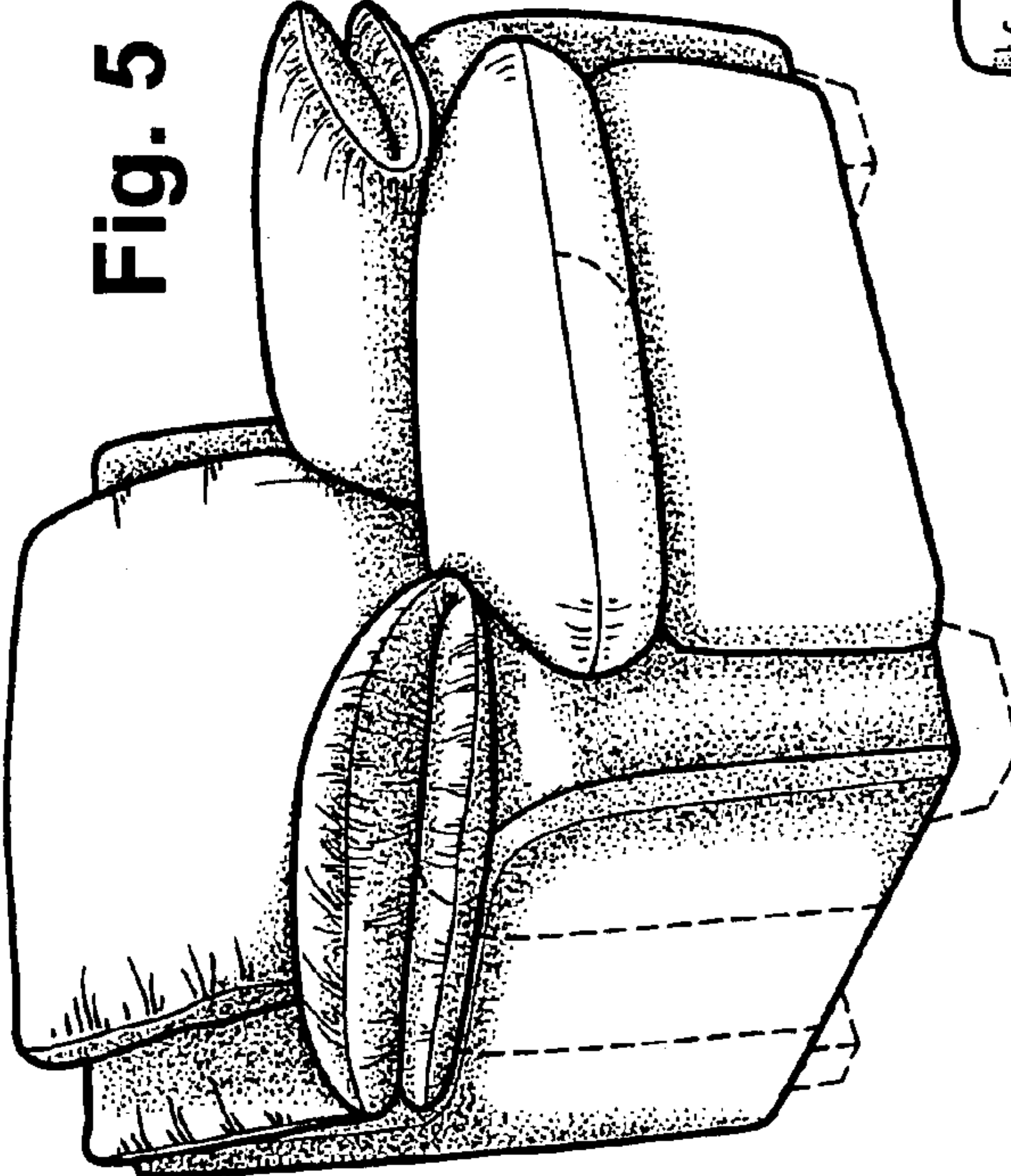


Fig. 5

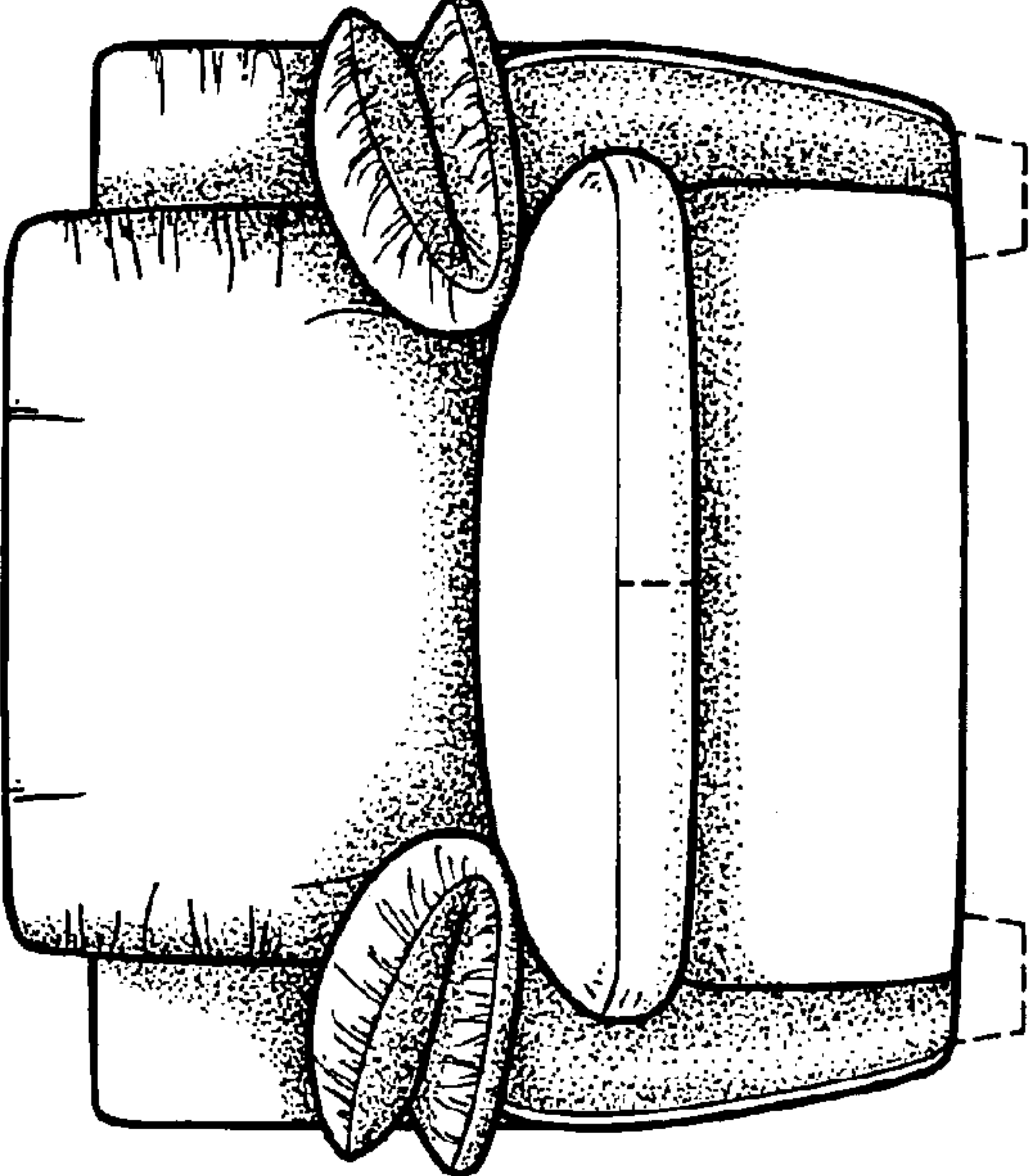


Fig. 6

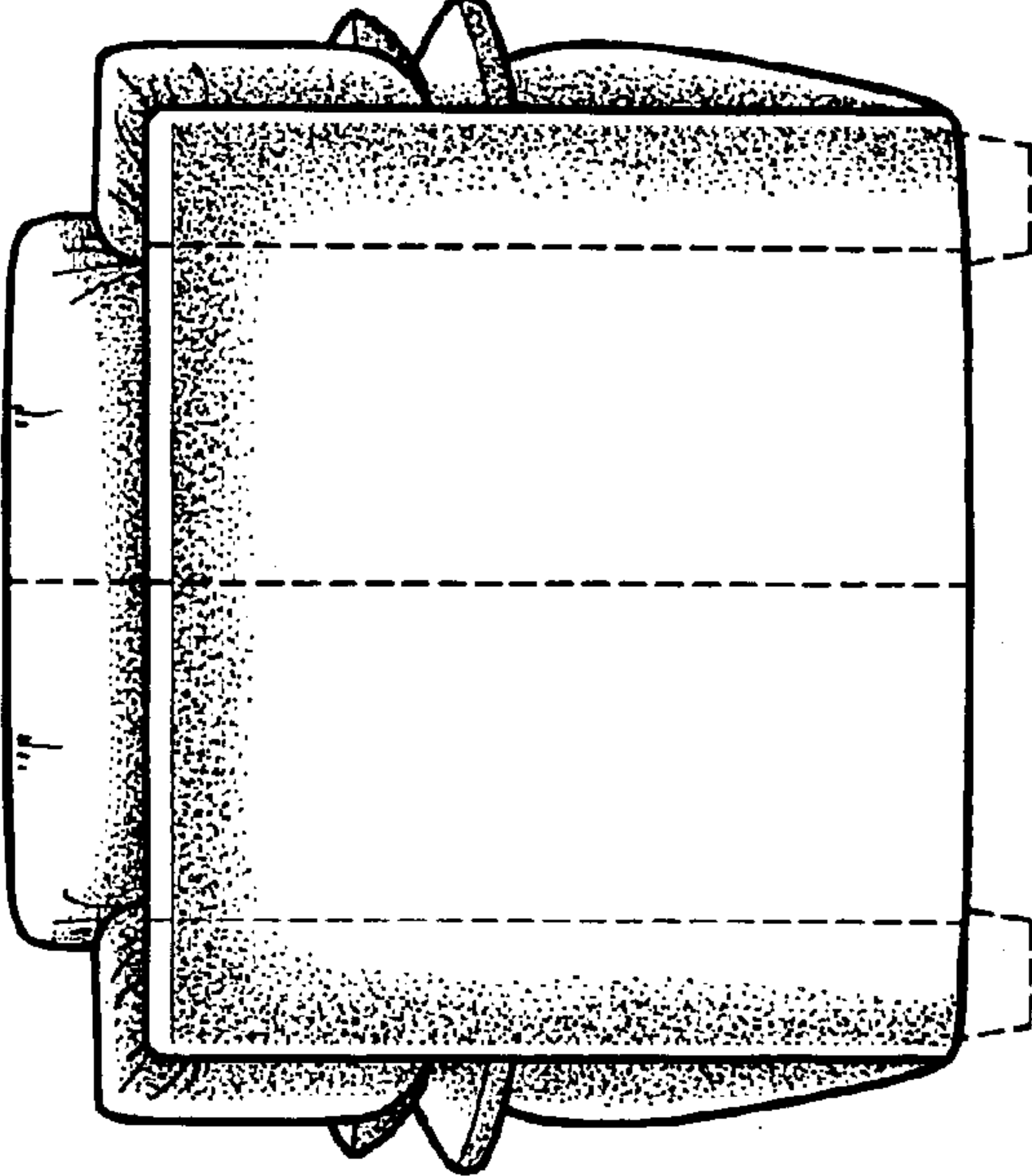


Fig. 7