

US00D504024S

(12) **United States Design Patent**
Mainetti

(10) **Patent No.:** **US D504,024 S**
(45) **Date of Patent:** **** Apr. 19, 2005**

(54) **GARMENT HANGER**

(75) **Inventor:** **Mario Mainetti, Valdagno (IT)**

(73) **Assignee:** **Mainetti (UK) Limited, Roxburghsire (GB)**

(**) **Term:** **14 Years**

(21) **Appl. No.:** **29/178,793**

(22) **Filed:** **Mar. 31, 2003**

(30) **Foreign Application Priority Data**

Oct. 25, 2002 (GB) 3008058

(51) **LOC (7) Cl.** **06-08**

(52) **U.S. Cl.** **D6/326**

(58) **Field of Search** D6/326, 315, 317,
D6/318-319; 24/499-500, 517-518; 211/86.01,
113; 223/85, 88-89, 90-93, 95-96, DIG. 2

(56) **References Cited**

U.S. PATENT DOCUMENTS

| | | | | | |
|--------------|---|---------|---------------|-------|--------|
| D299,086 S | * | 12/1988 | Wilson | | D6/326 |
| D301,808 S | * | 6/1989 | Marshall | | D6/326 |
| D334,846 S | * | 4/1993 | Blanchard | | D6/317 |
| D424,817 S | * | 5/2000 | Morgan et al. | | D6/328 |
| D439,419 S | * | 3/2001 | Zuckerman | | D6/326 |
| 6,202,906 B1 | * | 3/2001 | Zuckerman | | 223/96 |
| D454,257 S | * | 3/2002 | Hunt | | D6/328 |
| D466,311 S | * | 12/2002 | Hawkins | | D6/328 |

| | | | | | |
|-----------------|---|---------|------------------|-------|--------|
| D466,704 S | * | 12/2002 | Hawkins | | D6/328 |
| D466,705 S | * | 12/2002 | Hawkins | | D6/328 |
| D472,062 S | * | 3/2003 | Yegavian et al. | | D6/326 |
| 6,622,897 B1 | * | 9/2003 | Bokmiller et al. | | 223/93 |
| 2004/0099700 A1 | * | 5/2004 | Misumi | | 223/96 |

* cited by examiner

Primary Examiner—Prabhakar Deshmukh

Assistant Examiner—Daniel Bui

(74) *Attorney, Agent, or Firm*—Jack Schwartz & Associates

(57) **CLAIM**

The ornamental design for a garment hanger, as shown and described.

DESCRIPTION

FIG. 1 is a front elevation view of a garment hanger, showing my new design. It being understood that the back side elevation view being a mirror image thereof;

FIG. 2 is a top view of the garment hanger of the present invention;

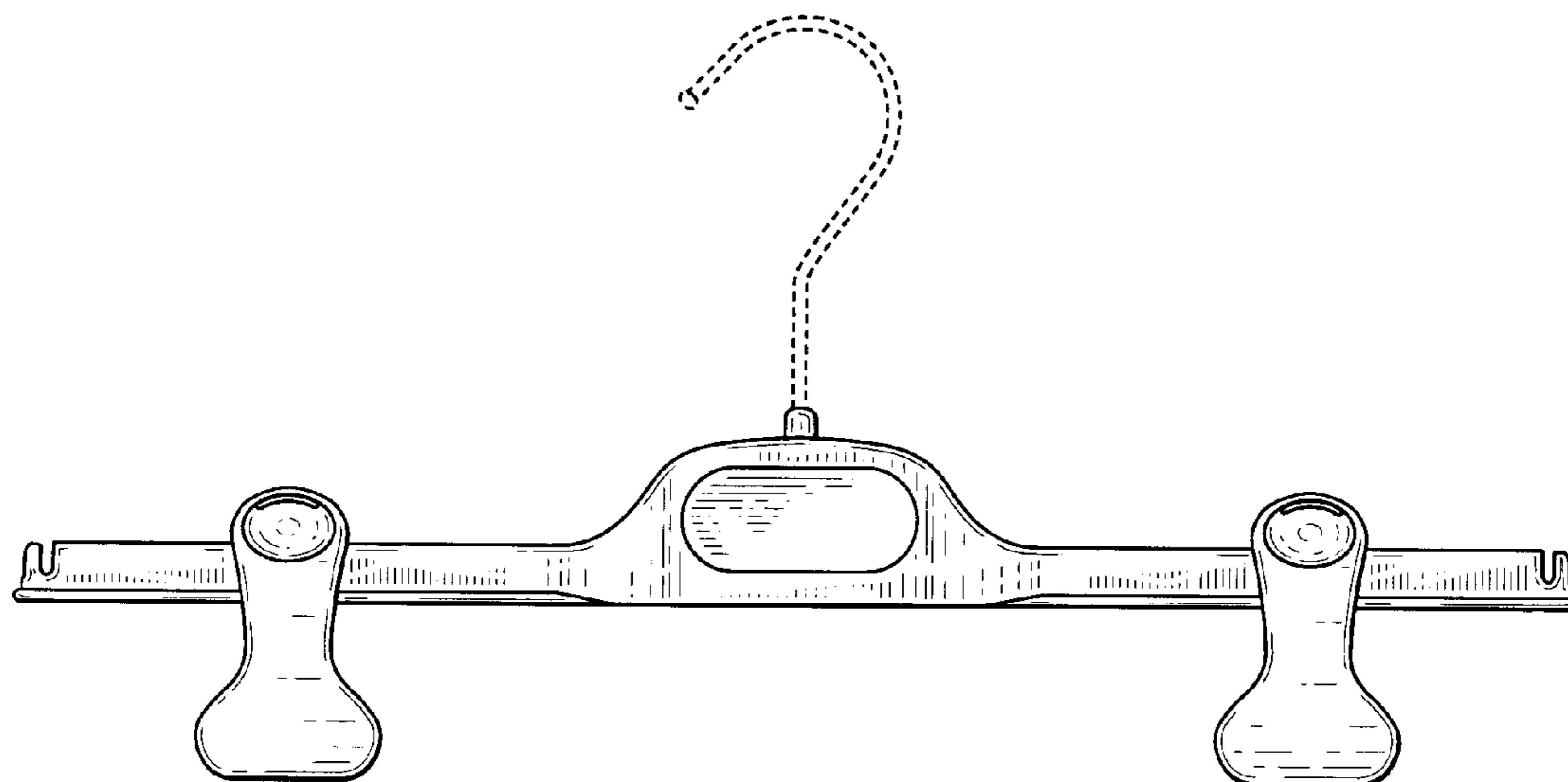
FIG. 3 is a bottom view of the garment hanger of the present invention;

FIG. 4 is the right side of the garment hanger of the present invention; and,

FIG. 5 is the left view of the garment hanger of the present invention.

The broken line showing of the environment is for illustrative purposes only and forms no part of the claimed design.

1 Claim, 4 Drawing Sheets



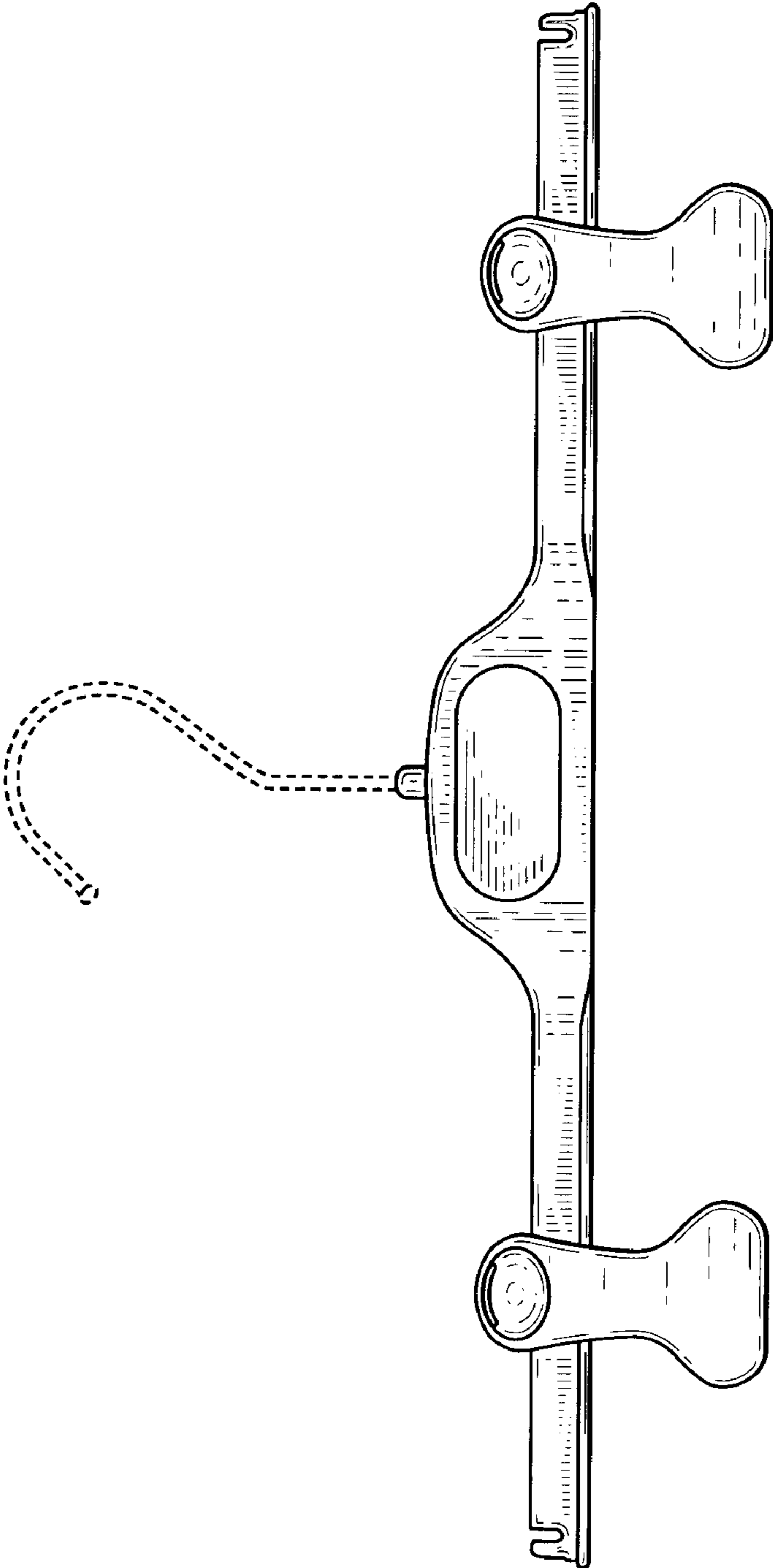


FIG. 1

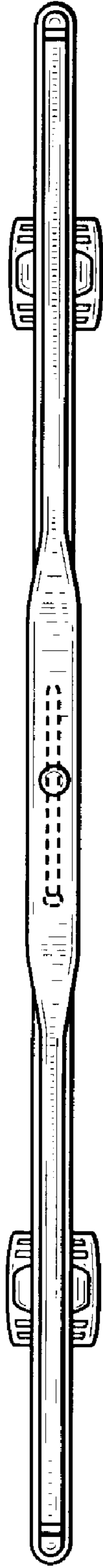


FIG. 2

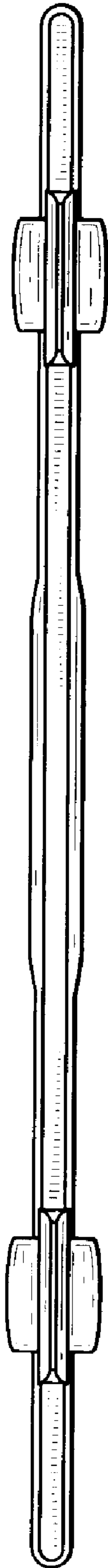


FIG. 3

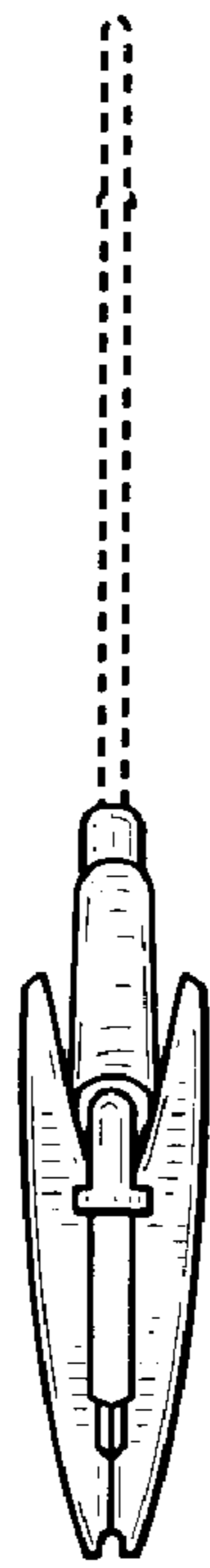


FIG. 4

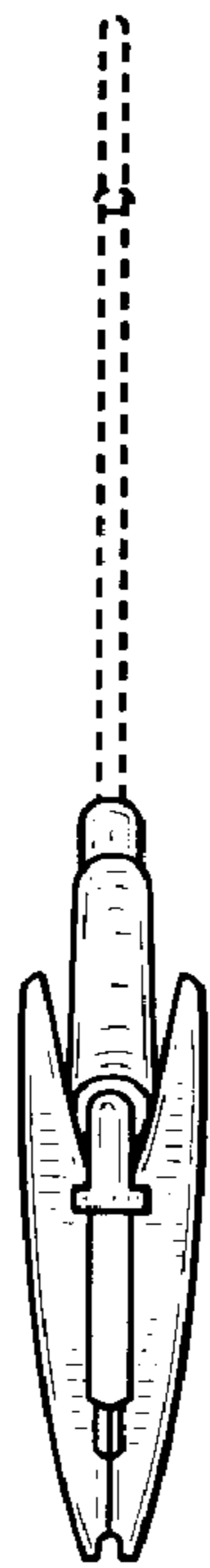


FIG. 5