

US00D504023S

(12) **United States Design Patent**
Fuelling et al.

(10) **Patent No.:** **US D504,023 S**

(45) **Date of Patent:** **** Apr. 19, 2005**

(54) **CARD HOLDER**

D366,764 S * 2/1996 Hunt D6/300
D412,876 S * 8/1999 Crecelius D12/193
D469,044 S * 1/2003 Ohm et al. D12/193

(76) Inventors: **Barbara Fuelling**, 6915 Lake Forest
Village Cir., Fort Wayne, IN (US)
46815; **Ken Fuelling**, 6915 Lake Forest
Village Cir., Fort Wayne, IN (US)
46815

* cited by examiner

Primary Examiner—Janice E. Seeger
(74) *Attorney, Agent, or Firm*—Barnes & Thornburg LLP

(**) **Term:** **14 Years**

(57) **CLAIM**

(21) **Appl. No.:** **29/189,194**

The ornamental design for a card holder, as shown and described.

(22) **Filed:** **Aug. 28, 2003**

DESCRIPTION

(51) **LOC (7) Cl.** **06-07**

(52) **U.S. Cl.** **D6/303; D6/306**

(58) **Field of Search** D6/300–303, 306,
D6/307, 310–314; D12/193; 40/700, 711,
721–723, 729, 733, 780, 786, 790, 798

FIG. 1 is a perspective view of the card holder showing our new design;

FIG. 2 is an open exterior view thereof;

FIG. 3 is an open interior view thereof;

FIG. 4 is a top view thereof;

FIG. 5 is a bottom view thereof; and,


FIG. 6 is a side view thereof, the other side being a mirror image thereof.

(56) **References Cited**

U.S. PATENT DOCUMENTS

D148,268 S * 1/1948 Amaru D6/306
D228,113 S * 8/1973 Romancky D6/303

1 Claim, 2 Drawing Sheets






Fig. 1

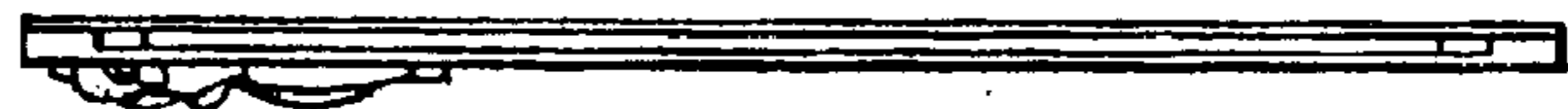


Fig. 4




Fig. 2



Fig. 6

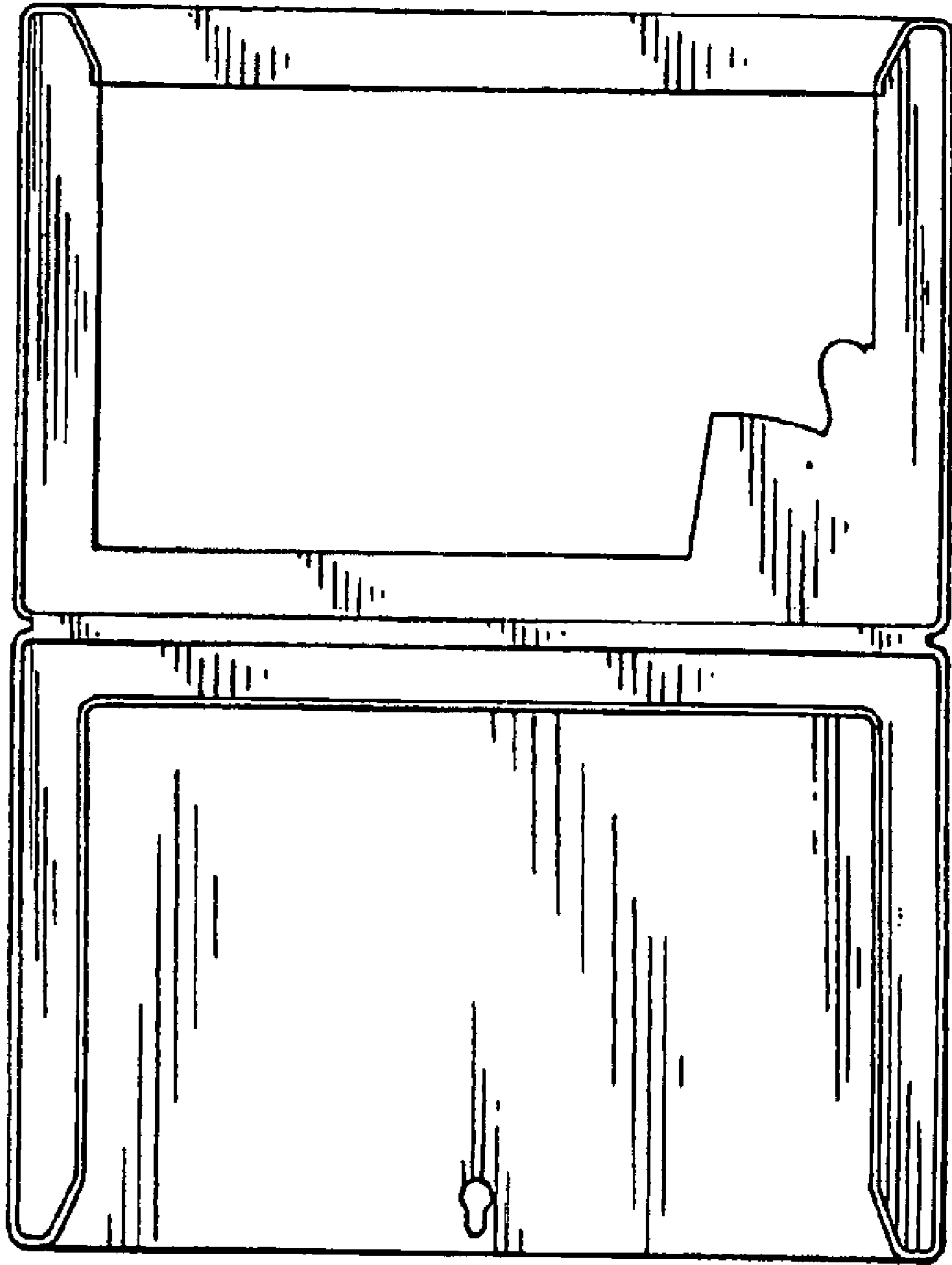


Fig. 3

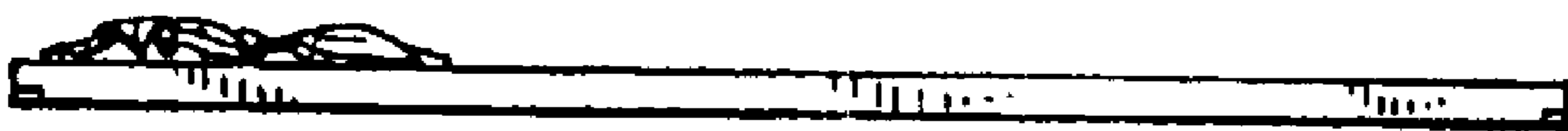


Fig. 5