

US00D504020S

(12) **United States Design Patent**
Willette

(10) **Patent No.:** **US D504,020 S**
(45) **Date of Patent:** **** Apr. 19, 2005**

(54) **INTERIOR FITTING AND PIPE CLEANING
DEVICE**

(76) **Inventor:** **Robert Willette**, 4 Beach St., Berkley,
MA (US) 02779

(**) **Term:** **14 Years**

(21) **Appl. No.:** **29/181,682**

(22) **Filed:** **May 15, 2003**

(51) **LOC (7) Cl.** **04-01**

(52) **U.S. Cl.** **D4/131**

(58) **Field of Search** D4/109, 121, 131,
D4/138; 15/104.05, 104.066, 104.09, 104.095,
104.2, 104.31, 143.1, 159.1, 160, 164, 206

(56) **References Cited**

U.S. PATENT DOCUMENTS

3,604,040	A	*	9/1971	Cohen	15/104.095
D356,213	S	*	3/1995	Chaves		
5,513,410	A	*	5/1996	Liu	15/160 X
5,709,003	A	*	1/1998	Batch	15/164 X
5,809,601	A	*	9/1998	Rivera	15/104.05 X

FOREIGN PATENT DOCUMENTS

FR	1045017	*	11/1953		
JP	10128260	A	*	5/1998 B08B/9/02

* cited by examiner

Primary Examiner—Alan P. Douglas
Assistant Examiner—Lavone D. Tabor
(74) *Attorney, Agent, or Firm*—John P. McGonagle


(57) **CLAIM**

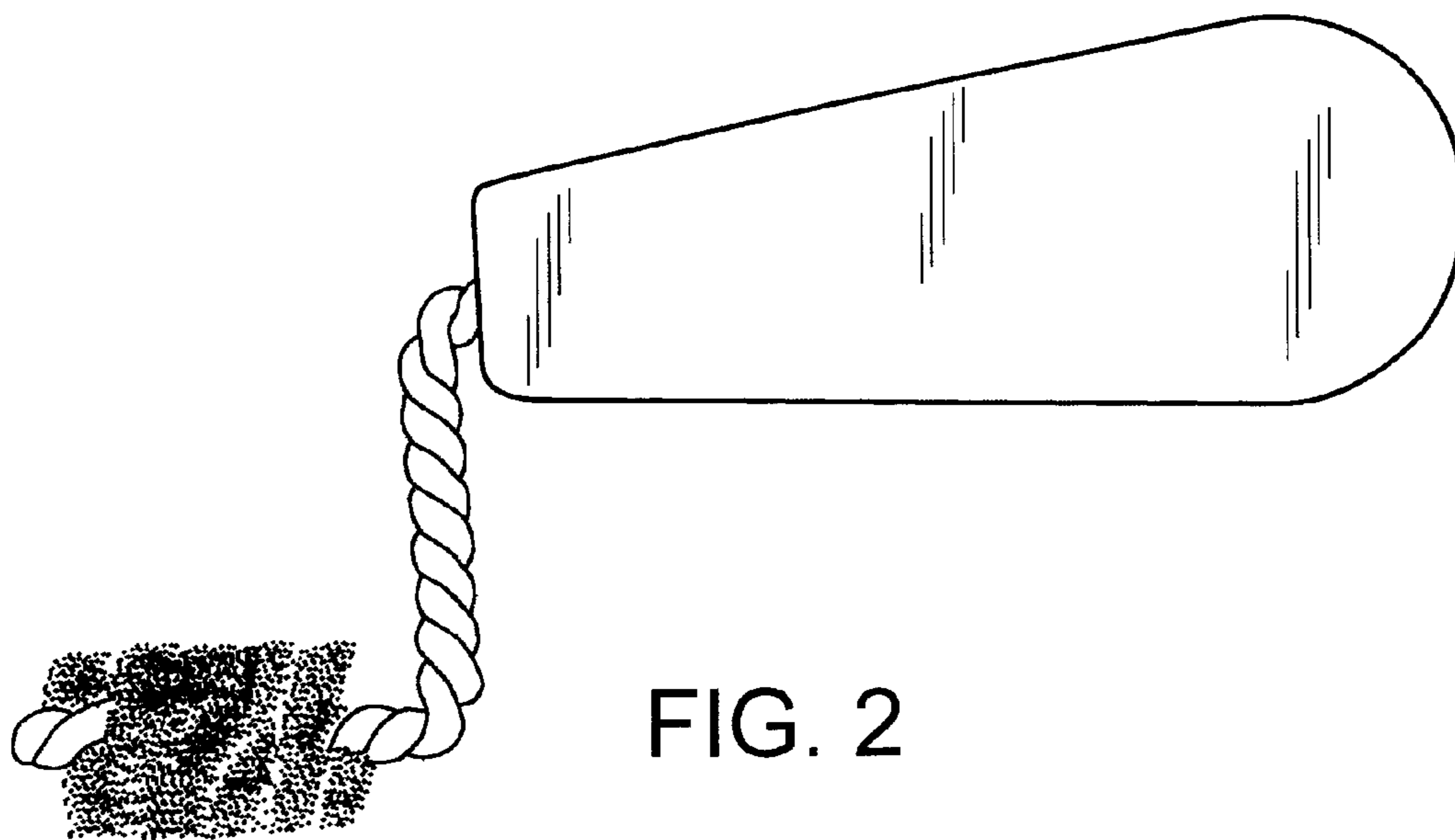

The ornamental design for an interior fitting and pipe cleaning device, as shown and described.

DESCRIPTION

FIG. 1 is a perspective view of an interior fitting and pipe cleaning device showing my new design; FIG. 2 is a side elevational view thereof, the opposite side being a mirror image thereof; FIG. 3 is a front view thereof; FIG. 4 is a top view thereof; FIG. 5 is a bottom view thereof; and, FIG. 6 is a rear view thereof.

1 Claim, 2 Drawing Sheets





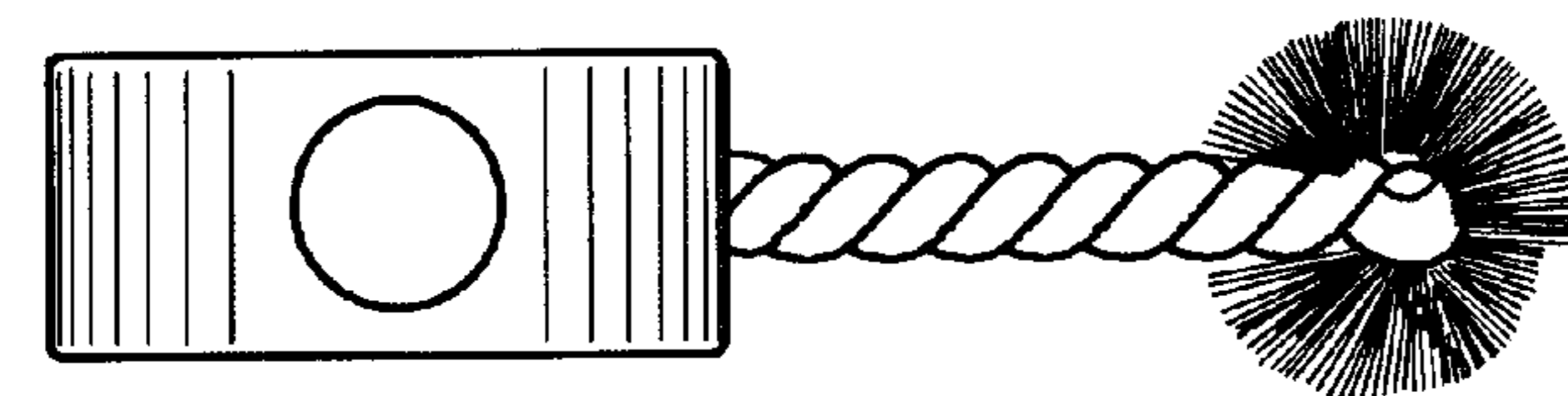


FIG. 6




FIG. 4




FIG. 5

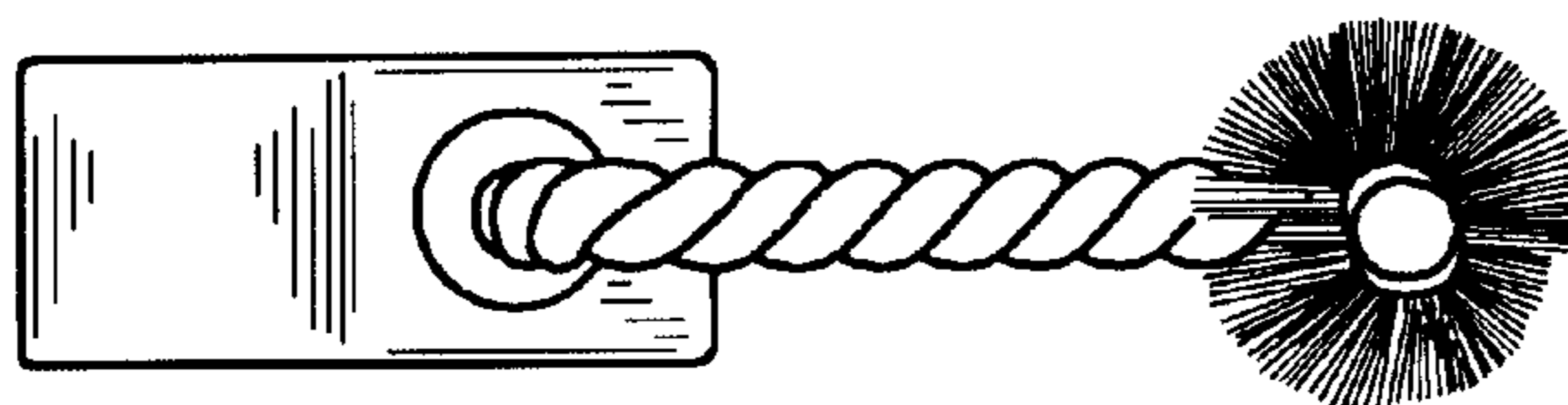


FIG. 3