

US00D504017S

(12) **United States Design Patent**  
**Zimmerman**

(10) **Patent No.:** **US D504,017 S**  
(45) **Date of Patent:** **\*\* Apr. 19, 2005**

(54) **CONTAINER**

(75) **Inventor:** **Larry Gene Zimmerman**, Hollis, NH (US)

(73) **Assignee:** **Sterilite Corporation**, Townsend, MA (US)

(\*\*) **Term:** **14 Years**

(21) **Appl. No.:** **29/187,095**

(22) **Filed:** **Jul. 28, 2003**

(51) **LOC (7) Cl.** ..... **03-01**

(52) **U.S. Cl.** ..... **D3/309**

(58) **Field of Search** ..... D3/304, 306, 307, D3/309, 312, 314; D19/75, 90; 220/485, 494, 586, 657, 607, 643, 659, 676, 755, DIG. 12, DIG. 14; D32/37

(56) **References Cited**

**U.S. PATENT DOCUMENTS**

- D421,336 S \* 3/2000 Demore et al. .... D3/314
- D466,301 S \* 12/2002 Sofy ..... D3/307
- D477,145 S \* 7/2003 Sofy et al. .... D3/307

**OTHER PUBLICATIONS**

Dial Industries, Inc., 1997, Flip-N-Stack.  
Iris, 1998, Mesh Basket.  
Rhenanit, 1996, Panlers Manden Korben EUROPA.

\* cited by examiner

*Primary Examiner*—Louis S. Zarfes

*Assistant Examiner*—John Windmuller

(74) *Attorney, Agent, or Firm*—Wilmer Cutler Pickering Hale and Dorr LLP

(57) **CLAIM**

I claim the ornamental design for a container, as shown and described.

**DESCRIPTION**

FIG. 1 is a perspective view of the container of this invention;

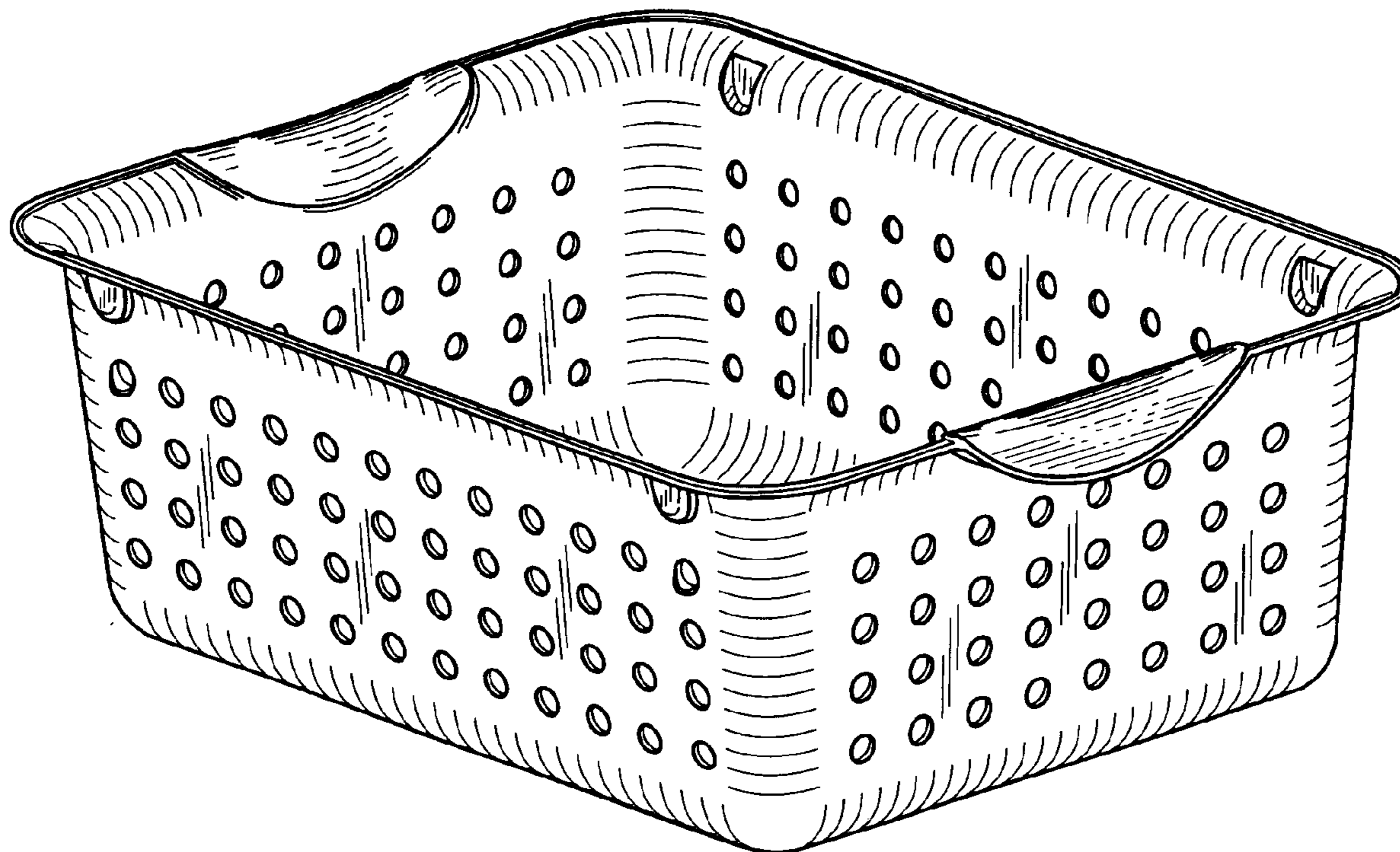
FIG. 2 is an end view thereof;

FIG. 3 is a top view thereof;

FIG. 4 is a side view thereof; and,

FIG. 5 is a bottom view thereof.

**1 Claim, 2 Drawing Sheets**



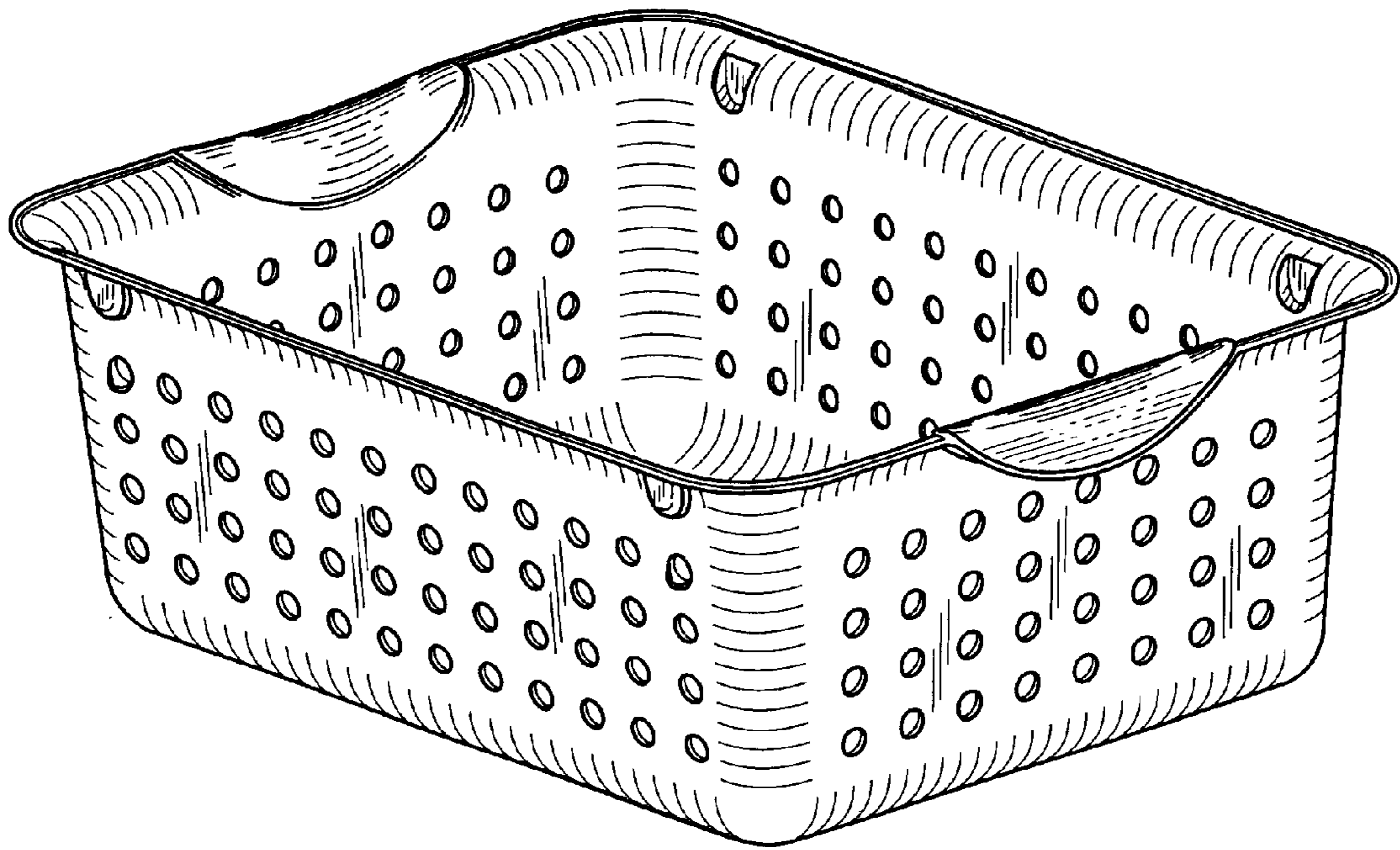


FIG. 1

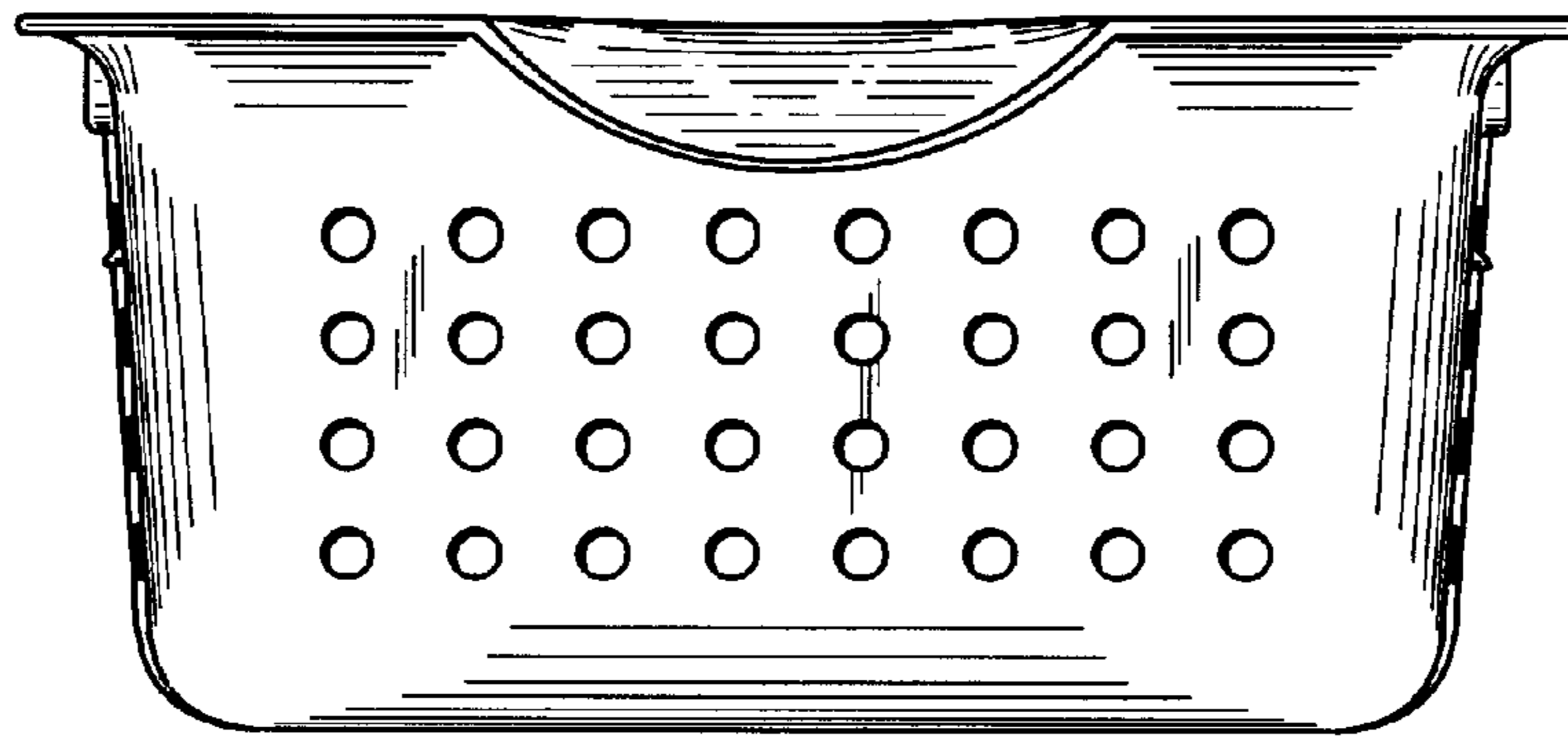


FIG. 2




FIG. 3

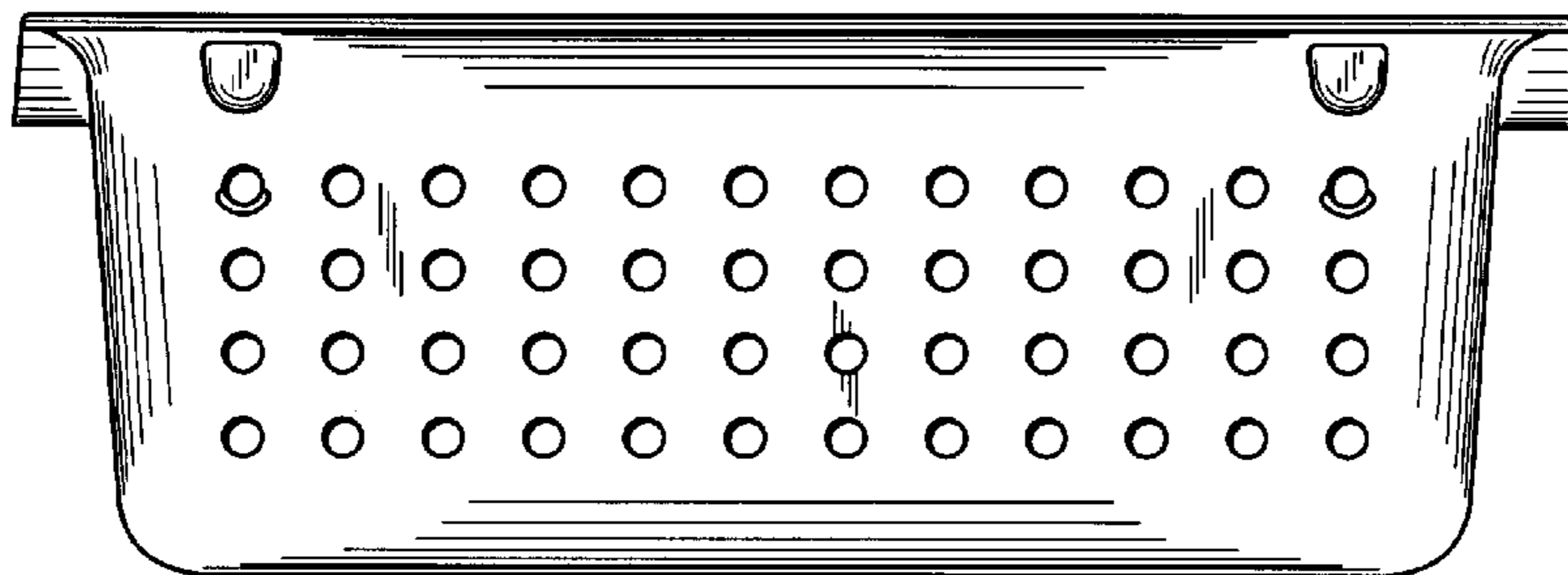


FIG. 4




FIG. 5