

US00D503999S

(12) **United States Design Patent**  
**Arvizo**

(10) **Patent No.:** **US D503,999 S**  
(45) **Date of Patent:** **\*\* Apr. 12, 2005**

(54) **COVER FOR WASHER AND DRYER**

(76) **Inventor:** **Ruth L Arvizo**, 1030 E. Ave.,  
Palmdale, CA (US) 93550

(\*\*) **Term:** **14 Years**

(21) **Appl. No.:** **29/201,416**

(22) **Filed:** **Mar. 15, 2004**

(51) **LOC (7) Cl.** ..... **15-05**

(52) **U.S. Cl.** ..... **D32/25; D6/610**

(58) **Field of Search** ..... **D32/25; 135/913;**  
**150/158, 162, 165, 901; 160/22; D6/610**

(56) **References Cited**

**U.S. PATENT DOCUMENTS**

1,546,020 A *	7/1925	Nesbitt	.....	135/152
1,863,130 A *	6/1932	Swaim	.....	312/208.3
D119,513 S	3/1940	Wolff		
3,500,044 A	3/1970	Treadway		
D243,304 S *	2/1977	Fuqua	.....	D6/610
D373,664 S	9/1996	Jackson		

5,983,808 A	11/1999	Weil		
6,102,504 A	8/2000	Richardson		
6,216,498 B1	4/2001	Wright et al.		
D449,195 S *	10/2001	Brown	.....	D6/610
6,457,334 B1 *	10/2002	Harker et al.	.....	68/3 R

\* cited by examiner

*Primary Examiner*—Louis S. Zarfaz  
*Assistant Examiner*—John Windmuller



(57) **CLAIM**

The ornamental design for a cover for washer and dryer, as shown and described.

**DESCRIPTION**

FIG. 1 is a front elevational view of a cover for washers and dryers showing my new design;  
FIG. 2 is a rear elevational view thereof;  
FIG. 3 is a side view, taken from the left side of FIG. 1, the right side view being a mirror image thereof;  
FIG. 4 is a top plan view thereof; and,  
FIG. 5 is a bottom plan view thereof.

**1 Claim, 3 Drawing Sheets**



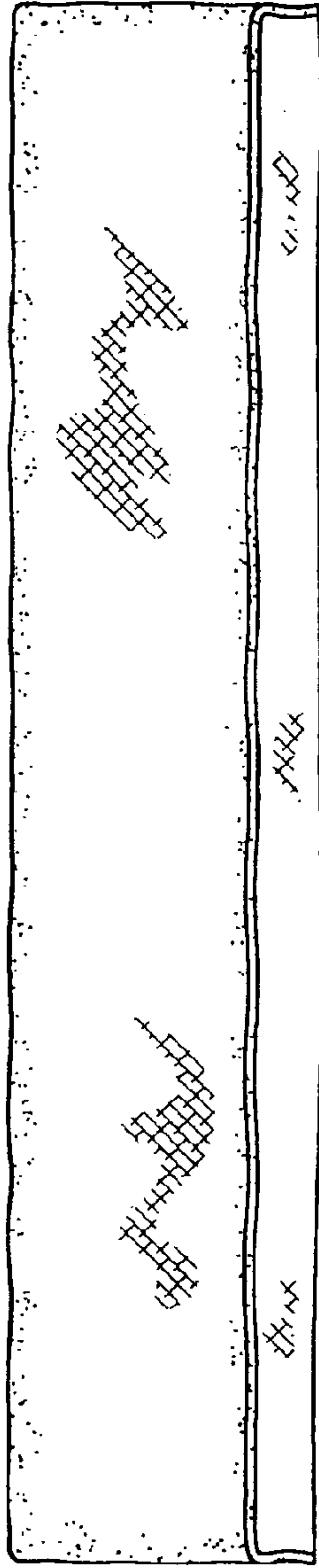


FIG. 1




FIG. 2




FIG. 3




FIG. 4




FIG. 5