

US00D503995S

(12) **United States Design Patent**
Curtin

(10) **Patent No.:** **US D503,995 S**

(45) **Date of Patent:** **** Apr. 12, 2005**

(54) **LIGHTING FIXTURE**

(75) **Inventor:** **Brett Curtin**, Phoenix, AZ (US)

(73) **Assignee:** **Craftmade International, Inc.**,
Coppell, TX (US)

(**) **Term:** **14 Years**

(21) **Appl. No.:** **29/197,412**

(22) **Filed:** **Jan. 14, 2004**

(51) **LOC (7) Cl.** **26-03**

(52) **U.S. Cl.** **D26/89; D26/91**

(58) **Field of Search** D26/59, 72, 85,
D26/88, 89, 90, 91, 118, 128; 362/147,
347, 348, 361, 404, 407, 408

(56) **References Cited**

U.S. PATENT DOCUMENTS

- D404,167 S * 1/1999 Dolan D26/88
- D431,090 S * 9/2000 Hsieh D26/85
- D441,120 S * 4/2001 Hsu D26/85

- D441,896 S * 5/2001 Hsu D26/85
- D447,267 S * 8/2001 Hsu D26/85
- D461,270 S * 8/2002 Hsu D26/89

* cited by examiner

Primary Examiner—Clare E. Heflin

(74) *Attorney, Agent, or Firm*—Haynes and Boone, LLP

(57) **CLAIM**

The ornamental design for the lighting fixture, as shown and described.

DESCRIPTION

FIG. 1 is a front view of the lighting fixture showing my new design, the rear view being the same;


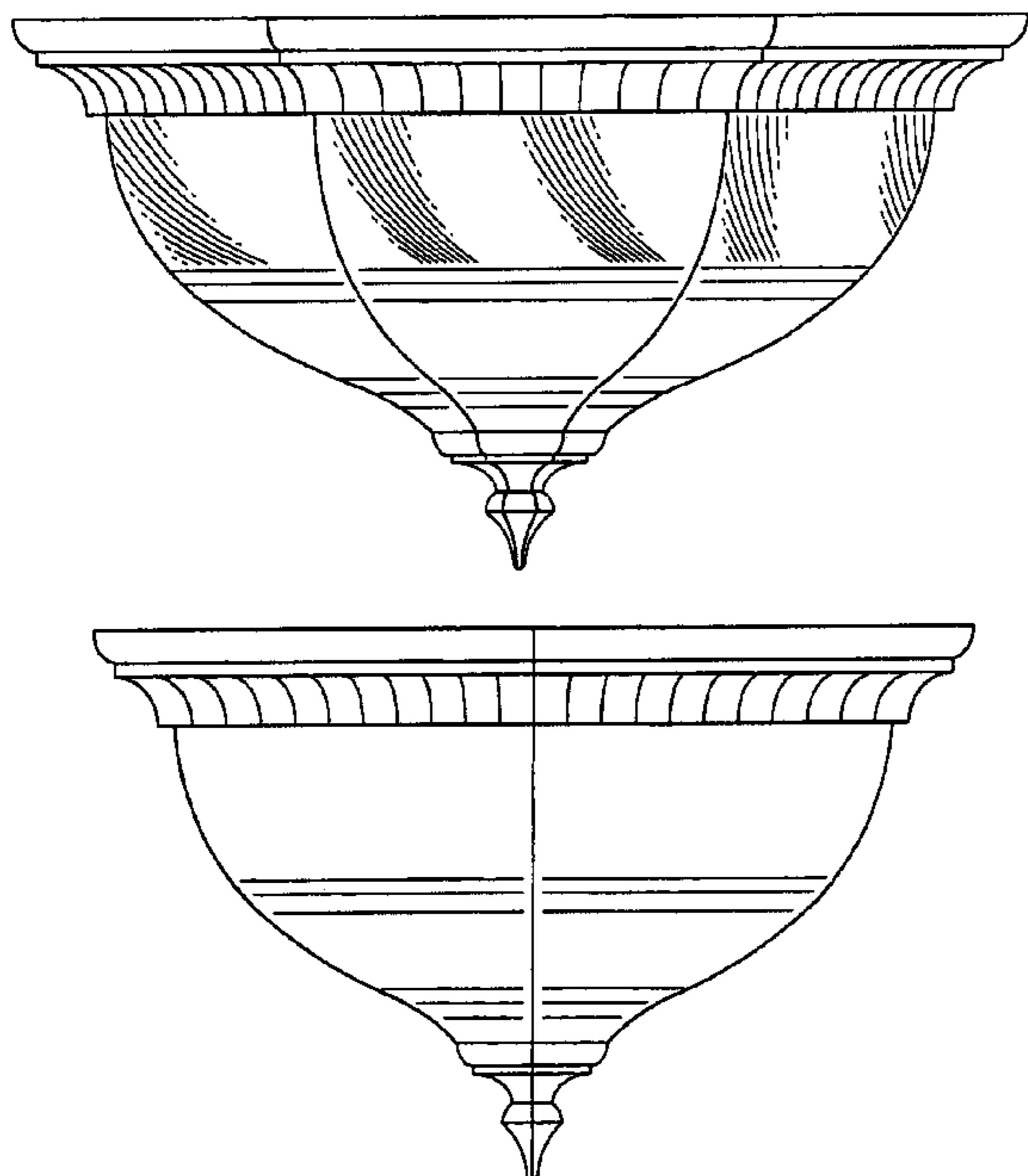
FIG. 2 is a right side view thereof, the left side view being the same;

FIG. 3 is a top view thereof; and,

FIG. 4 is a bottom view thereof.

Any broken line illustration of environmental structure in the drawings is not part of the design sought to be patented.

1 Claim, 2 Drawing Sheets



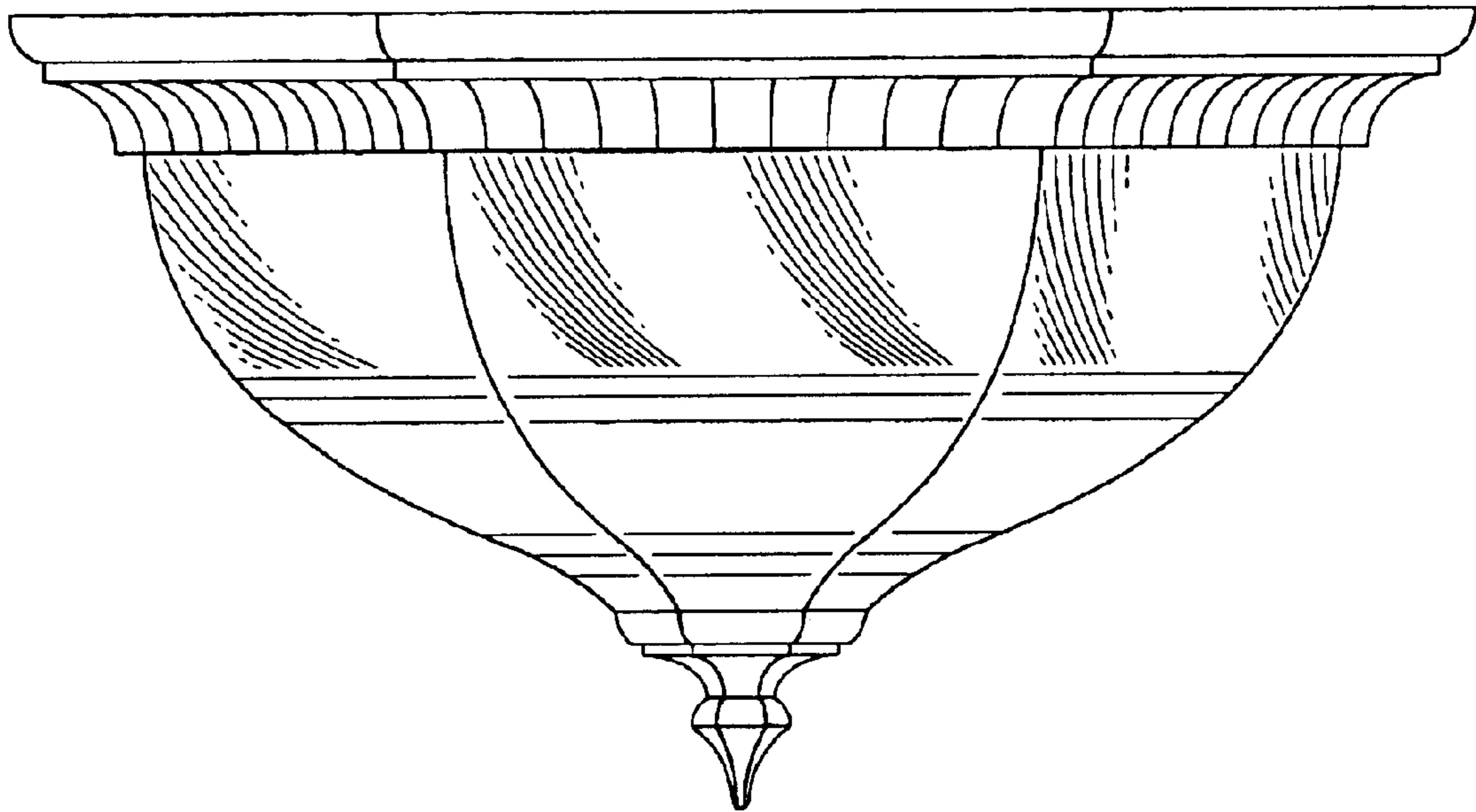


Fig. 1

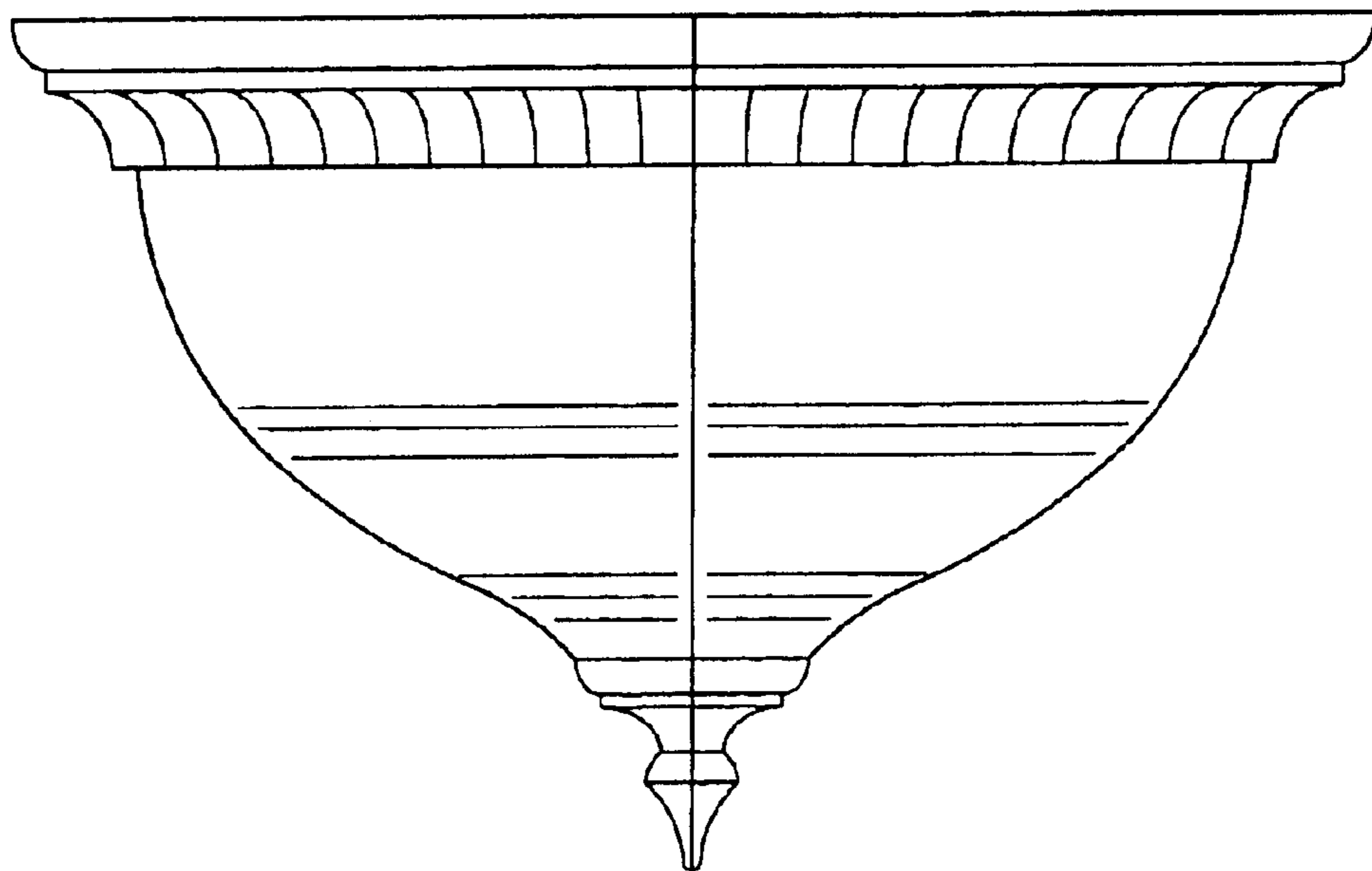


Fig. 2

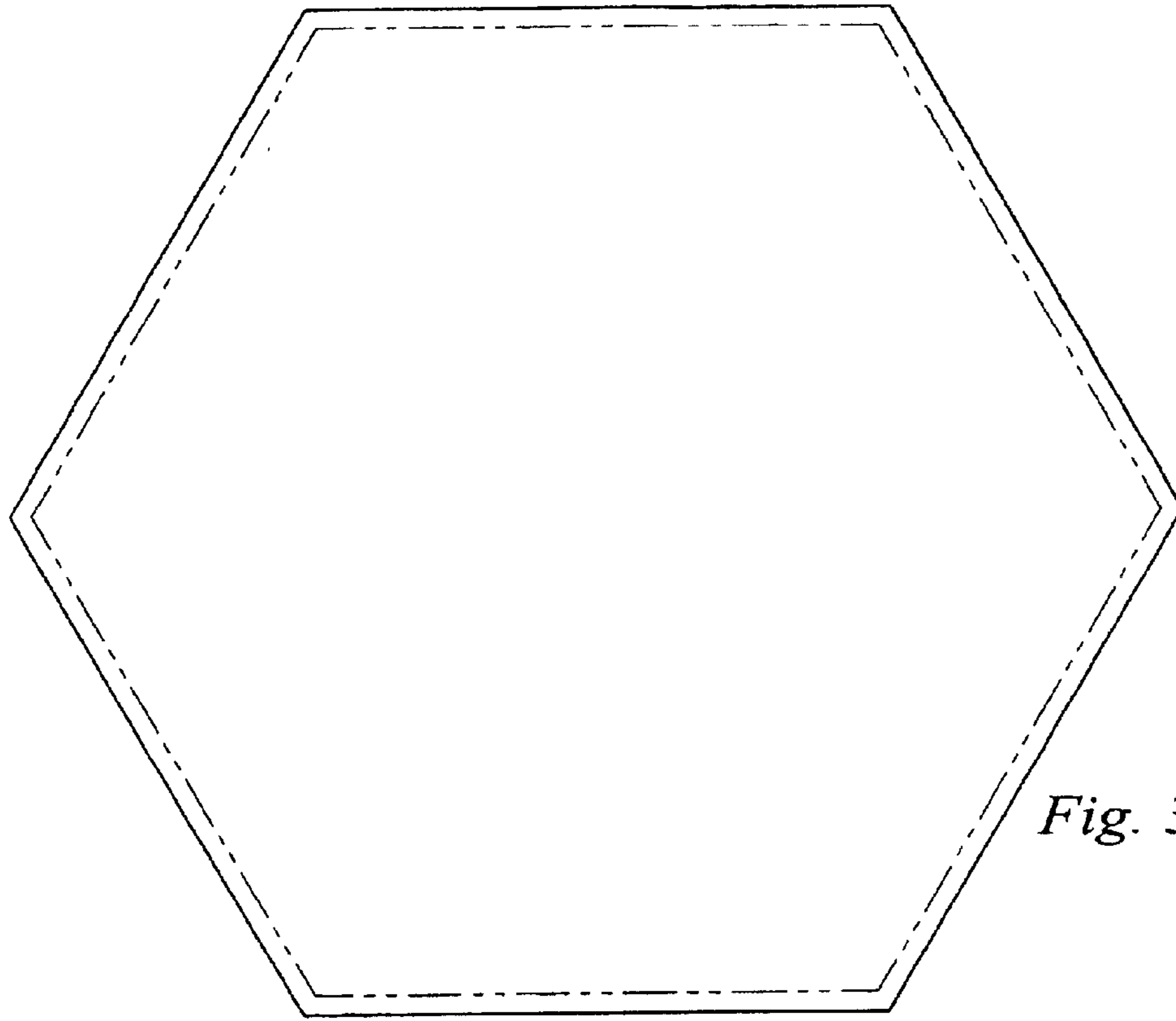


Fig. 3




Fig. 4