

US00D503974S

(12) **United States Design Patent**  
**Morillas**

(10) **Patent No.:** **US D503,974 S**  
(45) **Date of Patent:** **\*\* Apr. 12, 2005**

(54) **AIR FRESHENER DEVICE**

(75) Inventor: **Luis Morillas**, Barcelona (ES)

(73) Assignee: **Reckitt Benckiser (UK) Limited**,  
Slough (GB)

(\*\*) Term: **14 Years**

(21) Appl. No.: **29/190,673**

(22) Filed: **Sep. 24, 2003**

(30) **Foreign Application Priority Data**

Mar. 29, 2003 (GB) ..... 3012024

(51) **LOC (7) Cl.** ..... **23-04**

(52) **U.S. Cl.** ..... **D23/366**

(58) **Field of Search** ..... D23/366-369;  
261/DIG. 65; 239/53-60, 34; 422/122,  
305

(56) **References Cited**

**U.S. PATENT DOCUMENTS**

D431,075 S \* 9/2000 Barraclough ..... D23/366  
D441,441 S \* 5/2001 Upson ..... D23/366  
D487,308 S \* 3/2004 Engerant ..... D23/366

\* cited by examiner

*Primary Examiner*—Lisa Lichtenstein

(74) *Attorney, Agent, or Firm*—Norris McLaughlin &  
Marcus PA

(57) **CLAIM**

The ornamental design for an air freshener device, as shown  
and described.

**DESCRIPTION**

FIG. 1 is a perspective view of the front of the air freshener  
device (portions not claimed shown with broken lines).

FIG. 2 is a perspective view of the rear of the air freshener  
device (portions not claimed shown with broken lines).

FIG. 3 is a plan view of the front of the air freshener device  
(portions not claimed shown with broken lines).

FIG. 4 is a plan view of the rear of the air freshener device  
(portions not claimed shown with broken lines).

FIG. 5 is a plan view of the top of the air freshener device  
(portions not claimed shown with broken lines).


FIG. 6 is a plan view of the bottom of the air freshener  
device (portions not claimed shown with broken lines).

FIG. 7 is a plan view of one side of the air freshener device  
(portions not claimed shown with broken lines); and,

FIG. 8 is a plan view of the other side of the air freshener  
device (portions not claimed shown with broken lines).

The broken line showing the air freshener coupled with the  
ornamental design in FIGS. 1-8 is for illustrative purposes  
only and forms no part of the claimed design.

**1 Claim, 2 Drawing Sheets**






Fig.1.




Fig.2.




Fig.3.

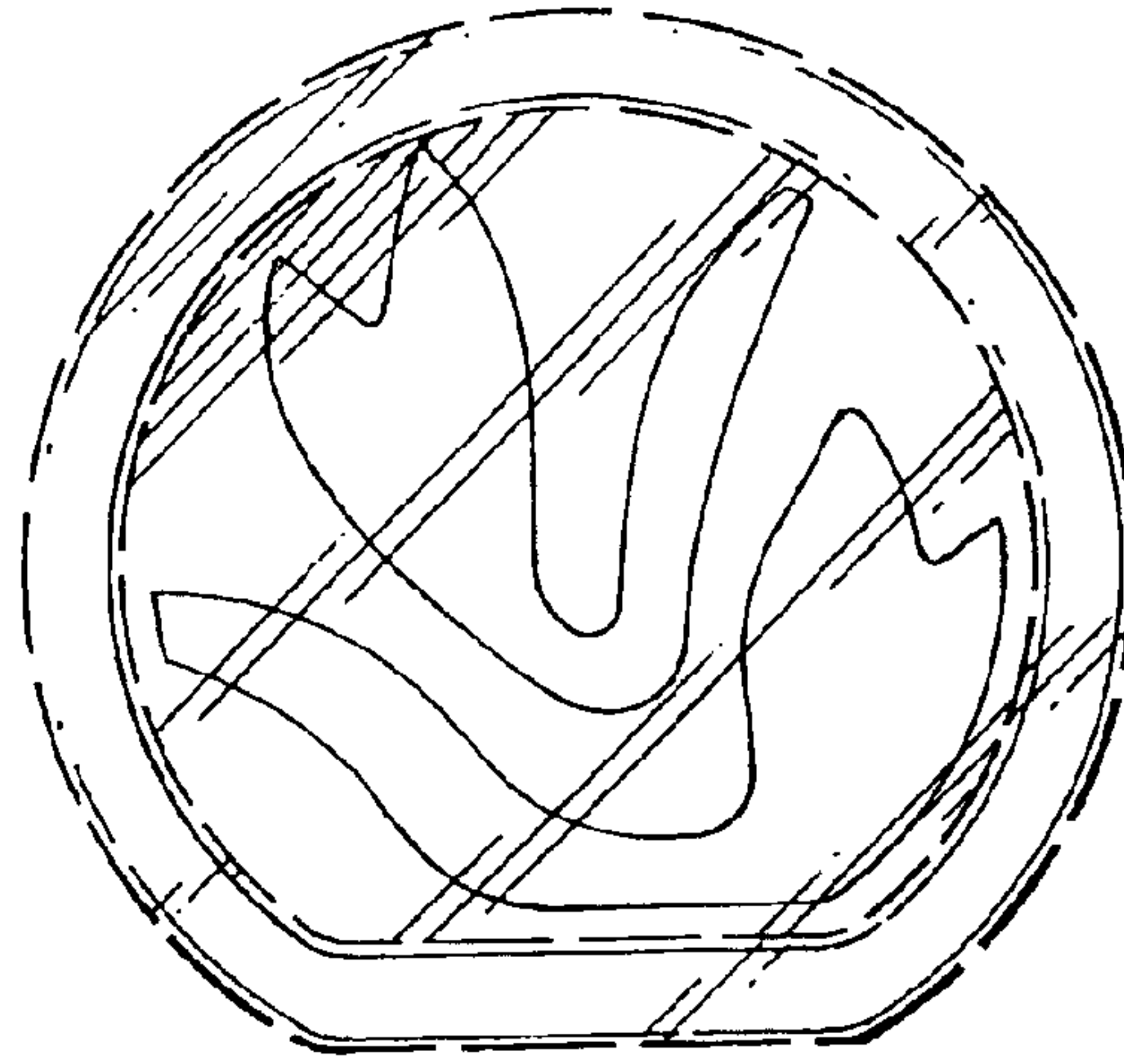


Fig.4.




Fig.5.



Fig.6.

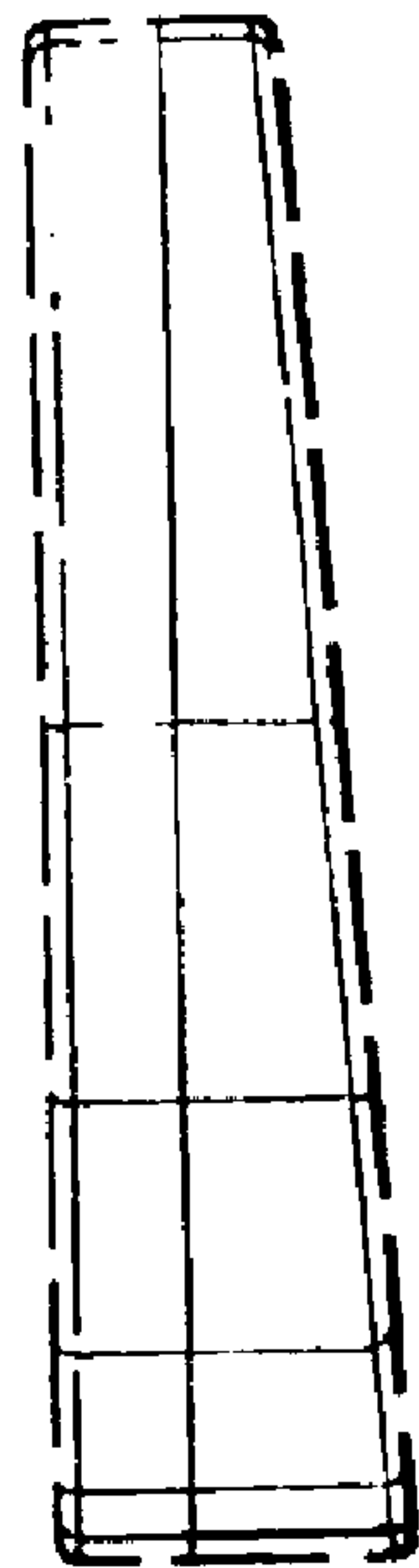


Fig.7.

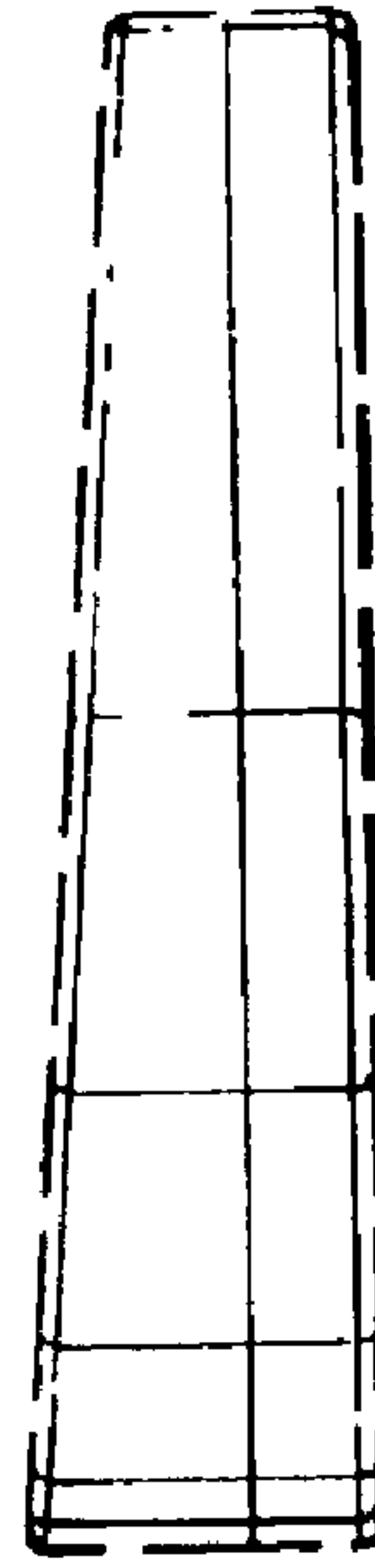


Fig.8.