

US00D503961S

(12) **United States Design Patent**
Cole

(10) **Patent No.:** **US D503,961 S**

(45) **Date of Patent:** **** Apr. 12, 2005**

(54) **MISSILE**

(75) **Inventor:** **Joe N. Cole, Lake Alfred, FL (US)**

(73) **Assignee:** **Lockheed Martin Corporation,**
Bethesda, MD (US)

(**) **Term:** **14 Years**

(21) **Appl. No.:** **29/205,389**

(22) **Filed:** **May 14, 2004**

(51) **LOC (7) Cl.** **22-03**

(52) **U.S. Cl.** **D22/115**

(58) **Field of Search** D22/112, 115,
D22/116; D12/16.1; 463/2; 102/501, 517,
518, 519, 521, 524; 33/392; 22/3

(56) **References Cited**

U.S. PATENT DOCUMENTS

2,386,054	A	*	10/1945	McGee	244/3.1
5,798,478	A	*	8/1998	Beal	102/501
6,016,754	A	*	1/2000	Enlow et al.	102/516
6,070,532	A	*	6/2000	Halverson	102/501
6,085,661	A	*	7/2000	Halverson et al.	102/516
D438,930	S	*	3/2001	Schmacker et al.	D22/112
D441,826	S	*	5/2001	Marshall	D22/115
D442,253	S	*	5/2001	Marshall	D22/115

D442,666	S	*	5/2001	Marshall	D22/115
D447,209	S	*	8/2001	Benini	D22/116
D449,364	S	*	10/2001	Marshall	D22/116
D456,480	S	*	4/2002	Quinsa et al.	D22/116

* cited by examiner

Primary Examiner—Louis S. Zarfaz

Assistant Examiner—Melanie Levy

(74) *Attorney, Agent, or Firm*—Burns, Doane, Swecker & Mathis, L.L.P.

(57) **CLAIM**

The ornamental design for a missile, as shown and described.

DESCRIPTION

FIG. 1 is a top, front perspective view of a missile showing my new design.

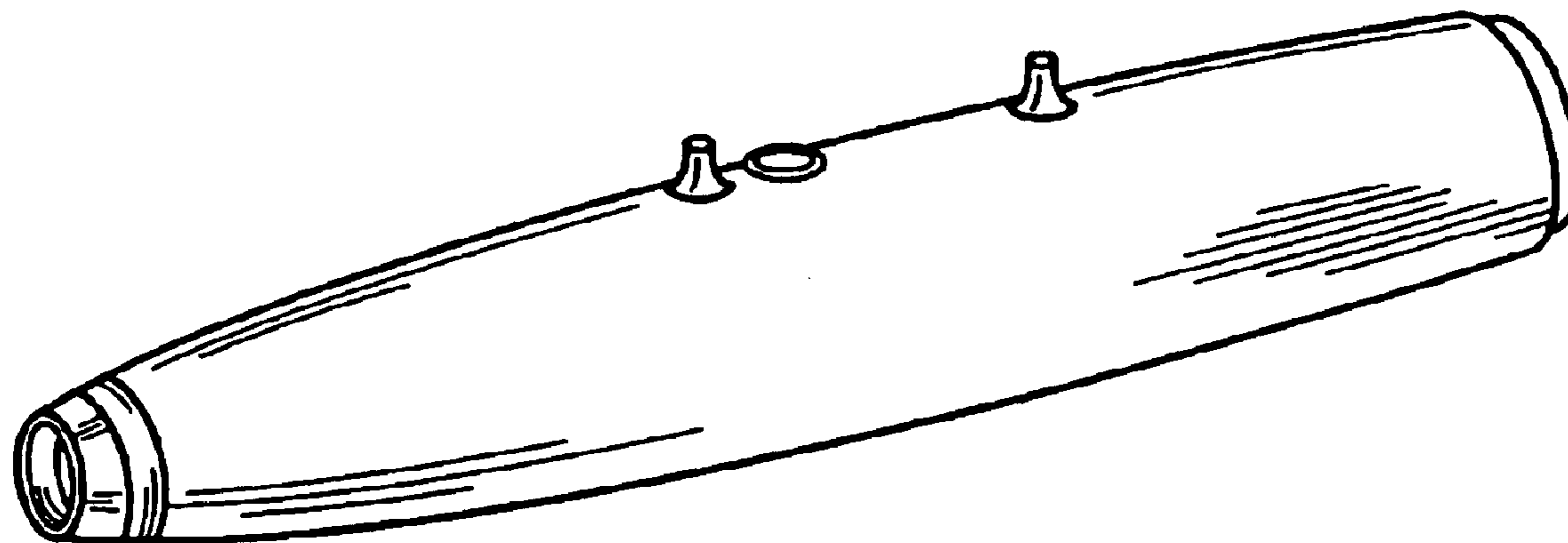
FIG. 2 is a side elevational view thereof.

FIG. 3 is a cross-sectional view taken generally along the line 3—3 shown in FIG. 2; and,

FIG. 4 is a bottom perspective view thereof.

The broken line showing of a portion of the interior structure in FIG. 3 is for illustrative purposes only and forms no part of the claimed design.

1 Claim, 2 Drawing Sheets



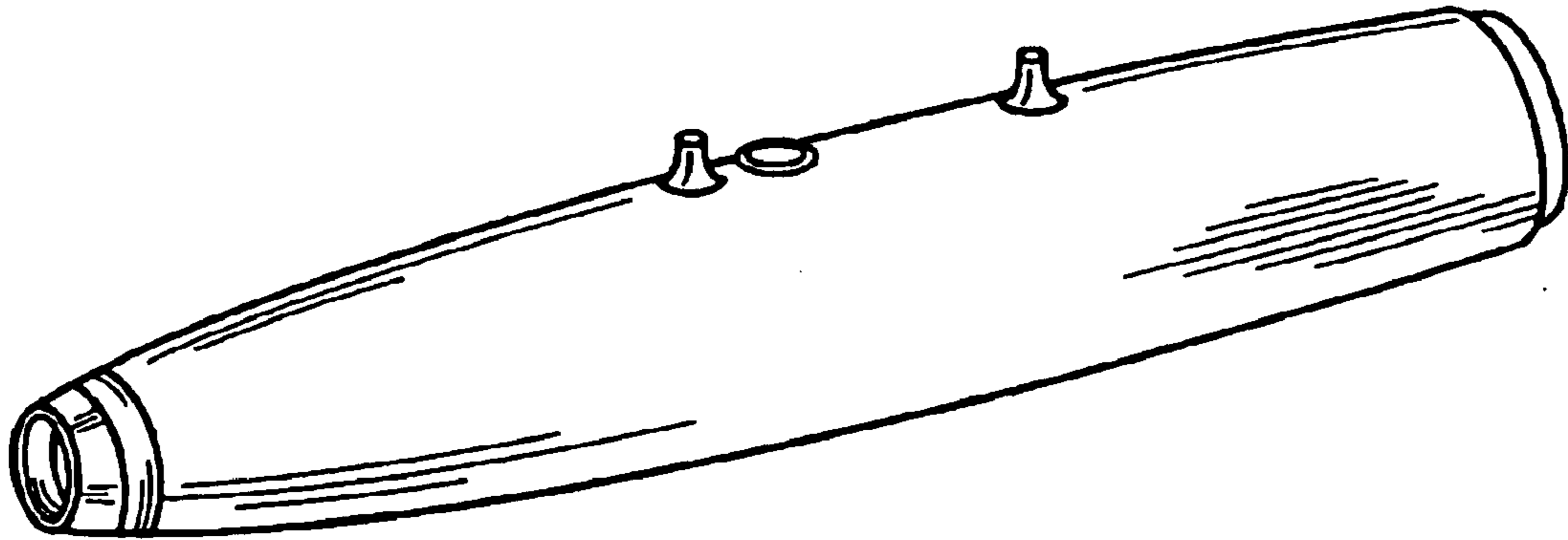


FIG. 1

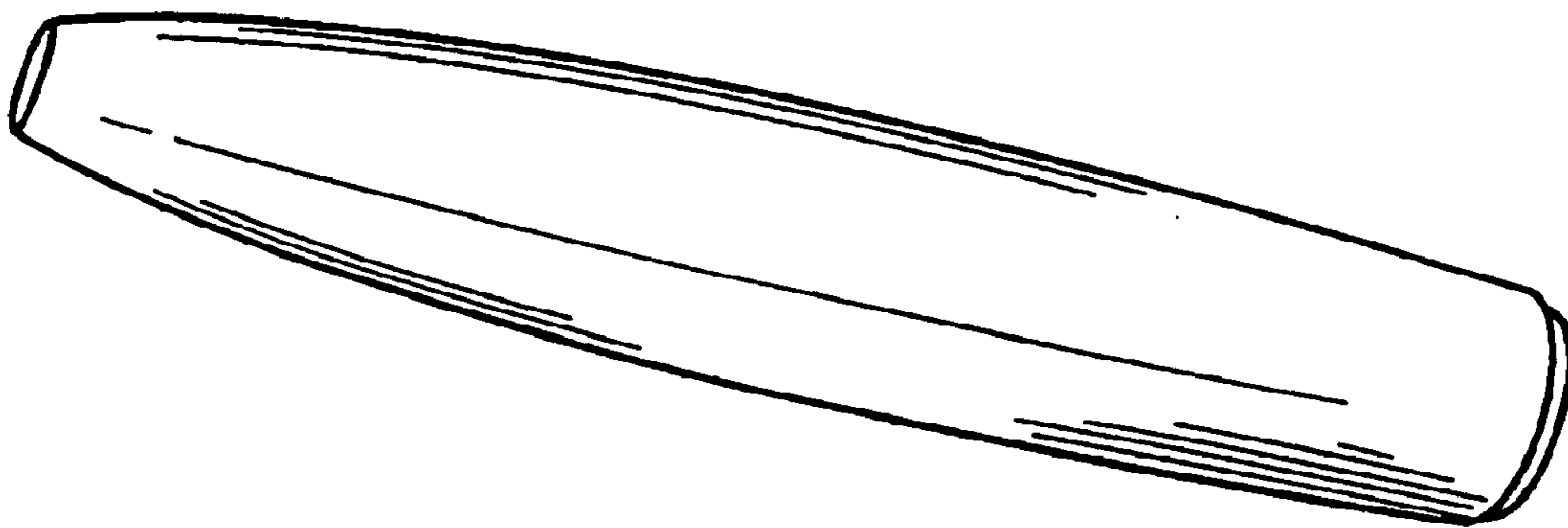


FIG. 4

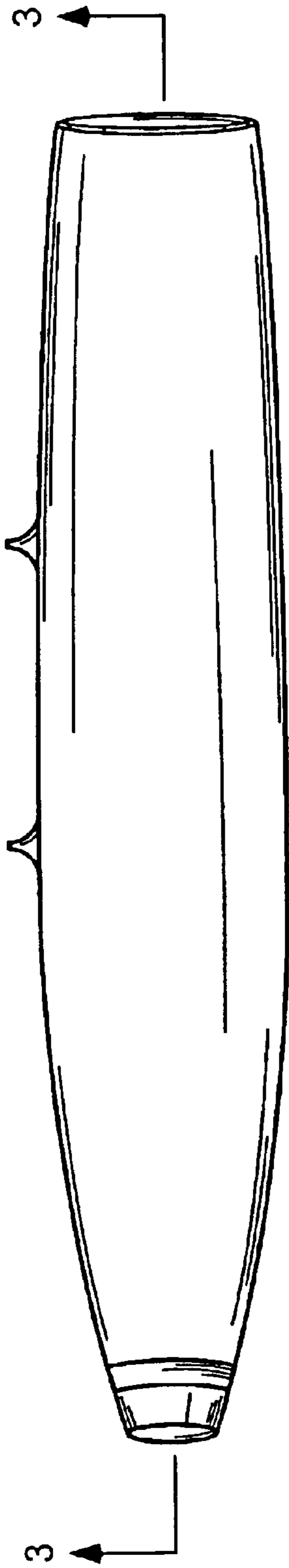


FIG. 2

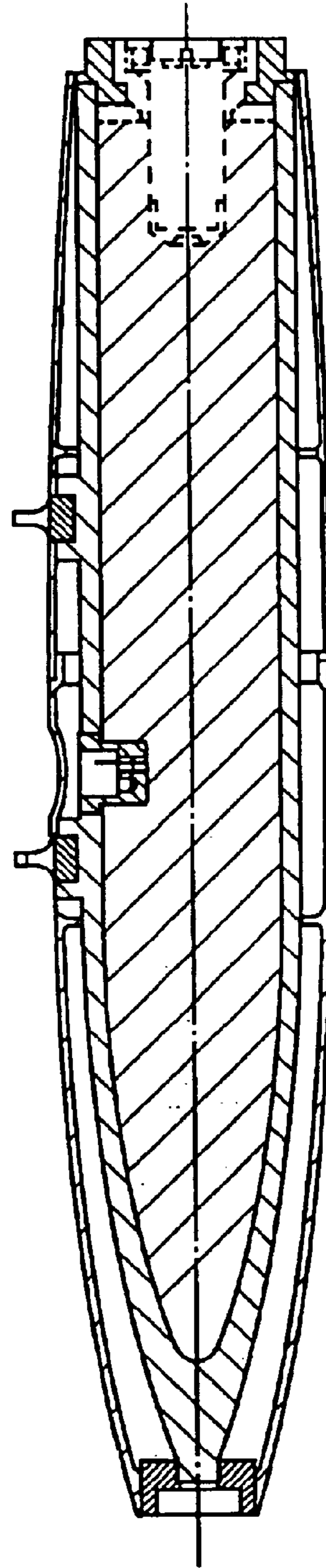


FIG. 3