

US00D503958S

(12) **United States Design Patent**  
**Kronengold et al.**

(10) **Patent No.: US D503,958 S**

(45) **Date of Patent: \*\* Apr. 12, 2005**

(54) **ARCHERY BOW**

(75) Inventors: **David H. Kronengold**, Tucson, AZ  
(US); **Allen C. Rasor, Jr.**, Marana, AZ  
(US)

(73) Assignee: **Precision Shooting Equipment, Inc.**,  
Tucson, AZ (US)

(\*\*) Term: **14 Years**

(21) Appl. No.: **29/194,607**

(22) Filed: **Nov. 25, 2003**

(51) **LOC (7) Cl.** ..... **22-01**

(52) **U.S. Cl.** ..... **D22/107**

(58) **Field of Search** ..... D22/107, 100,  
D22/199; 124/23.1, 25.6, 86, 88

(56) **References Cited**

**U.S. PATENT DOCUMENTS**

D291,903 S	*	9/1987	Smith	.....	D22/107
D297,965 S	*	10/1988	Luse	.....	D22/107
5,694,914 A	*	12/1997	Henschel	.....	124/86
5,722,385 A	*	3/1998	Bunk	.....	124/86
6,321,736 B1	*	11/2001	McPherson	.....	124/25.6

6,526,956 B1	*	3/2003	Hankins	.....	124/86
6,532,945 B1	*	3/2003	Chattin	.....	124/25.6
6,688,295 B1	*	2/2004	Miller	.....	124/25.6
6,715,479 B1	*	4/2004	Bunk	.....	124/25.6
6,776,148 B1	*	8/2004	Islas	.....	124/25.6

\* cited by examiner

*Primary Examiner*—Louis S. Zarfes

*Assistant Examiner*—Melanie Levy

(74) *Attorney, Agent, or Firm*—Cahill, von Hellens & Glazer, P.L.C.

(57) **CLAIM**

The ornamental design for an archery bow, as shown and described.

**DESCRIPTION**

FIG. 1 is a perspective view of the archery bow of the present invention.

FIG. 2 is a top view of the bow of FIG. 1. The bottom view is identical to the top view.

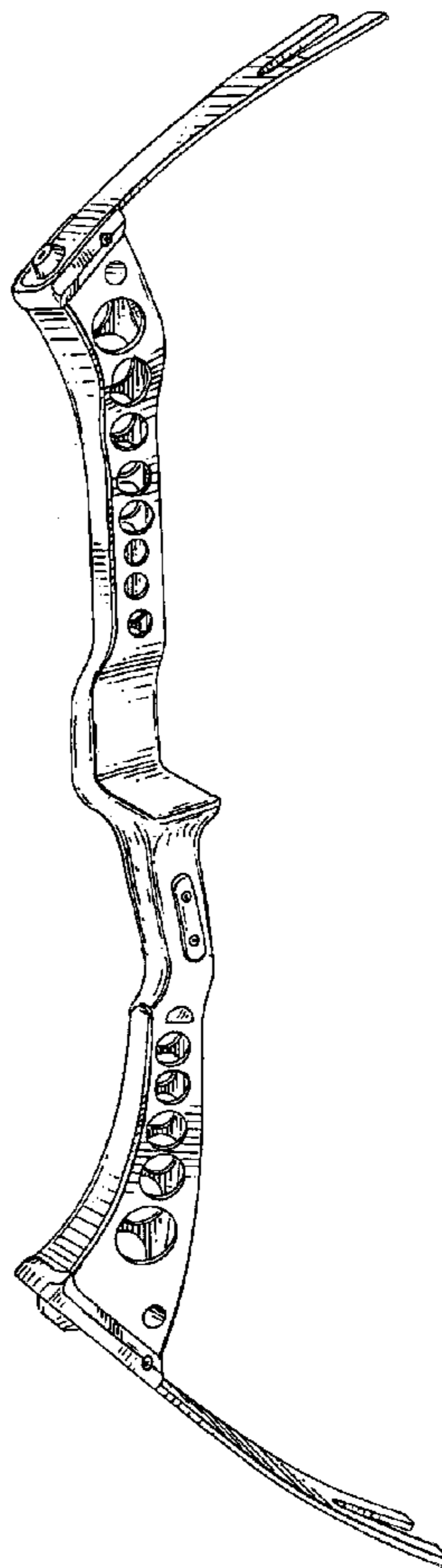
FIG. 3 is a right side view of the archery bow.

FIG. 4 is a front view of the archery bow.

FIG. 5 is a left side view of the archery bow; and,

FIG. 6 is a rear view of the archery bow.

**1 Claim, 3 Drawing Sheets**



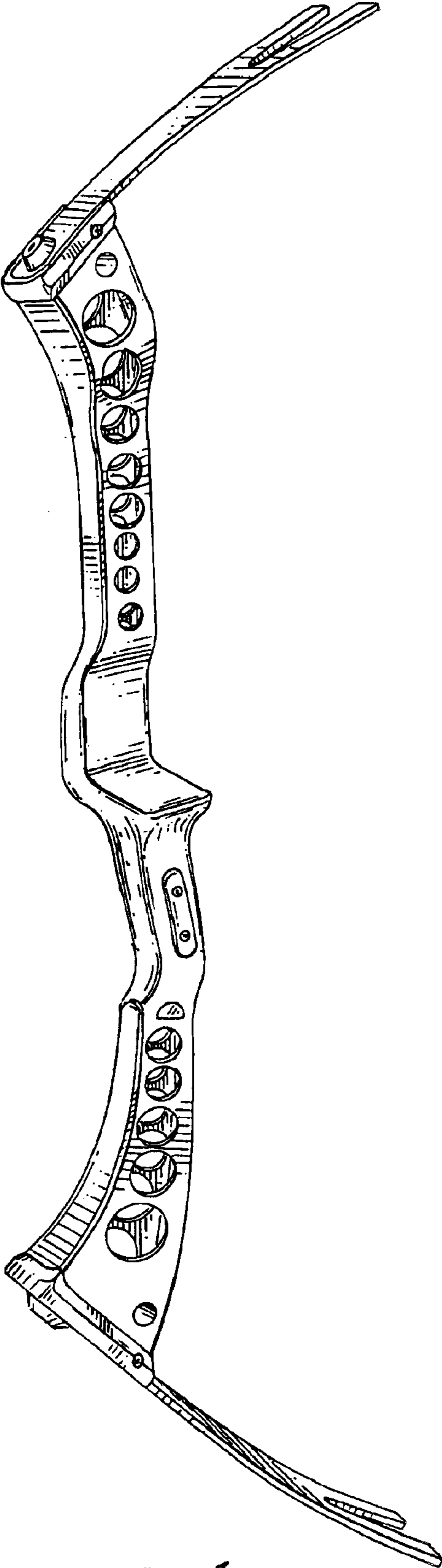


FIG. 1

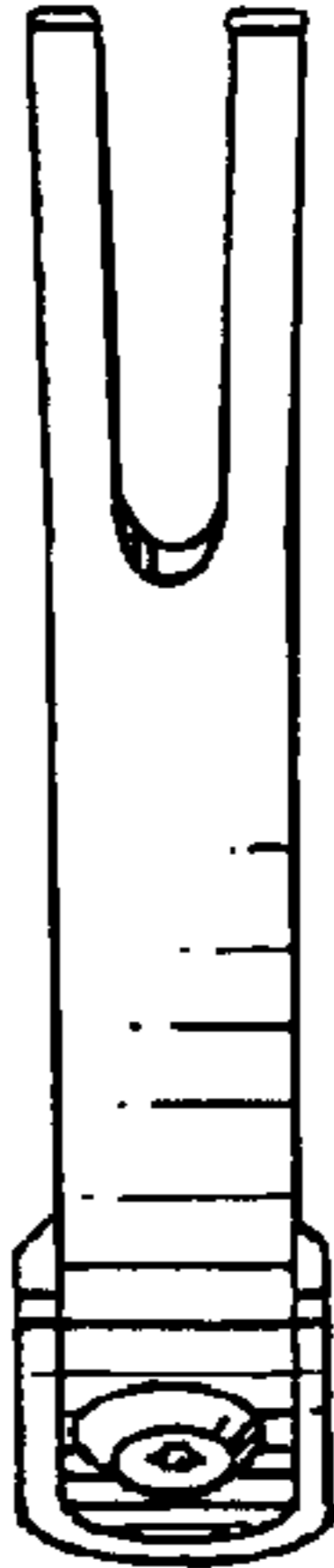


FIG. 2

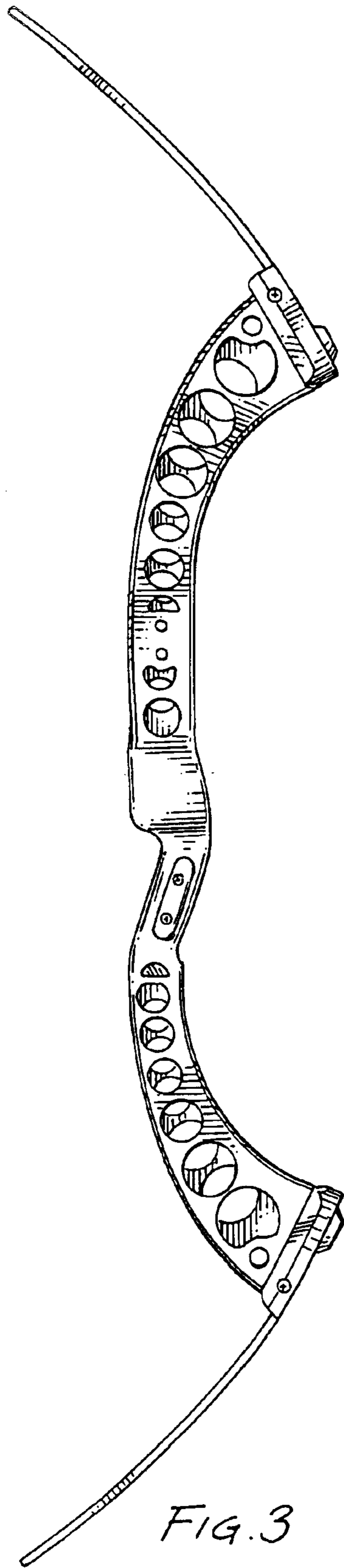


FIG. 3

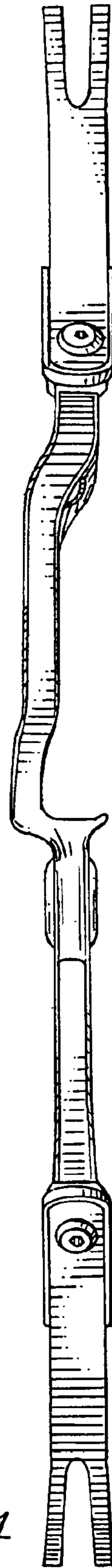


FIG. 4

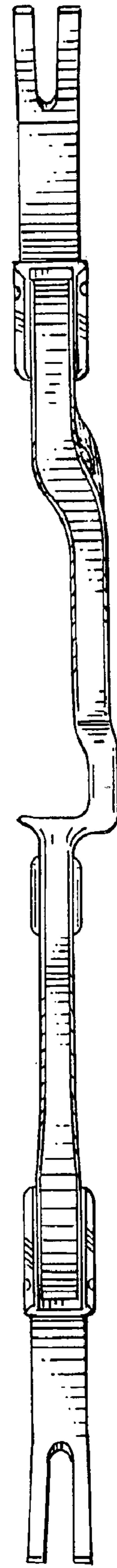
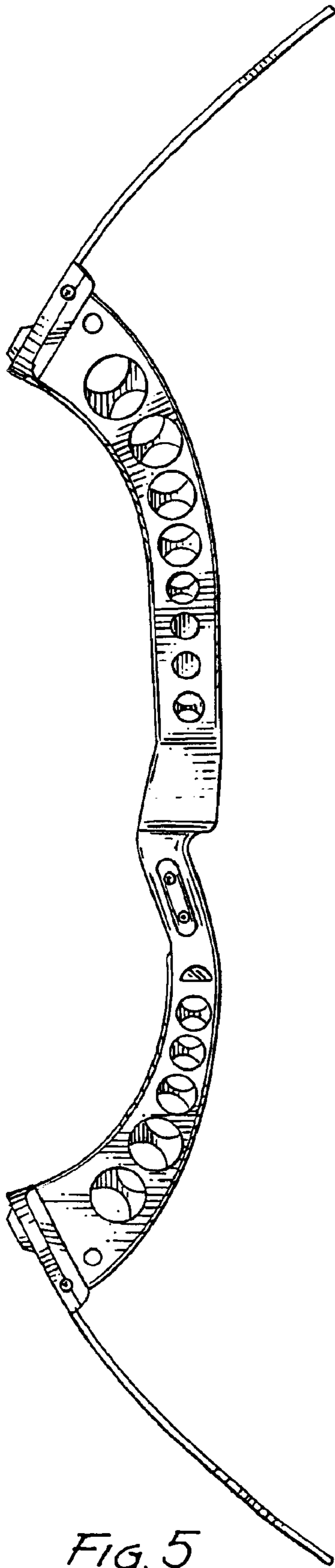


FIG. 5

FIG. 6