

US00D503954S

(12) **United States Design Patent**
Balanchi

(10) **Patent No.:** **US D503,954 S**
(45) **Date of Patent:** **** Apr. 12, 2005**

(54) **CONSTRUCTION MEMBER FOR
MAGNETIC CONSTRUCTION TOY**

(76) **Inventor:** **Steven H. Balanchi**, 2217 El Sol Ave.,
Pasadena, CA (US) 91001

(**) **Term:** **14 Years**

(21) **Appl. No.:** **29/202,287**

(22) **Filed:** **Mar. 29, 2004**

(51) **LOC (7) Cl.** **21-01**

(52) **U.S. Cl.** **D21/489; D21/484**

(58) **Field of Search** **D21/484-511;**
446/85, 92, 102-104, 108-117, 120-121,
125

(56) **References Cited**

U.S. PATENT DOCUMENTS

3,940,100	A	*	2/1976	Haug	446/114
D313,436	S	*	1/1991	Erickson	D21/489
D404,088	S	*	1/1999	Glickman et al.	D21/505
D404,089	S	*	1/1999	Glickman et al.	D21/489

6,089,941	A	*	7/2000	Glickman et al.	446/108
6,626,727	B2	*	9/2003	Balanchi	446/92
6,702,641	B2	*	3/2004	Oakley	446/120
6,715,255	B2	*	4/2004	Schipani et al.	446/117

* cited by examiner

Primary Examiner—Raphael Barkai

(74) *Attorney, Agent, or Firm*—Frederick Gotha

(57) **CLAIM**

The ornamental design for a construction member for magnetic construction toy, as shown and described.

DESCRIPTION

FIG. 1 is a frontal perspective view of a construction member for magnetic construction toy showing my new design;

FIG. 2 is a front view of the construction member for magnetic construction toy shown in perspective in FIG. 1 where the rear view is a mirror image thereof; and,

FIG. 3 is a top view thereof where the bottom view is a mirror image thereof.

1 Claim, 2 Drawing Sheets

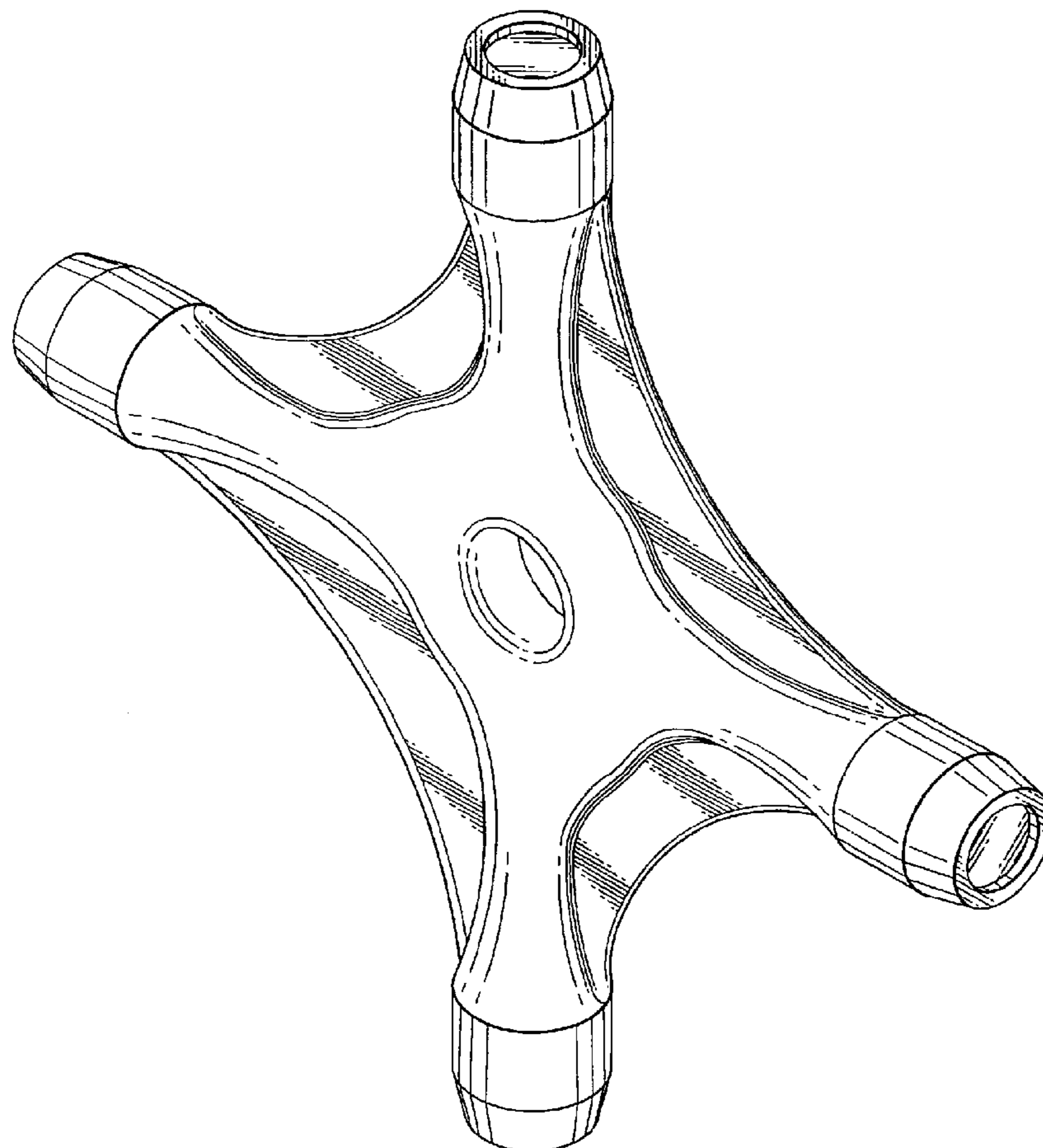


FIG. 1

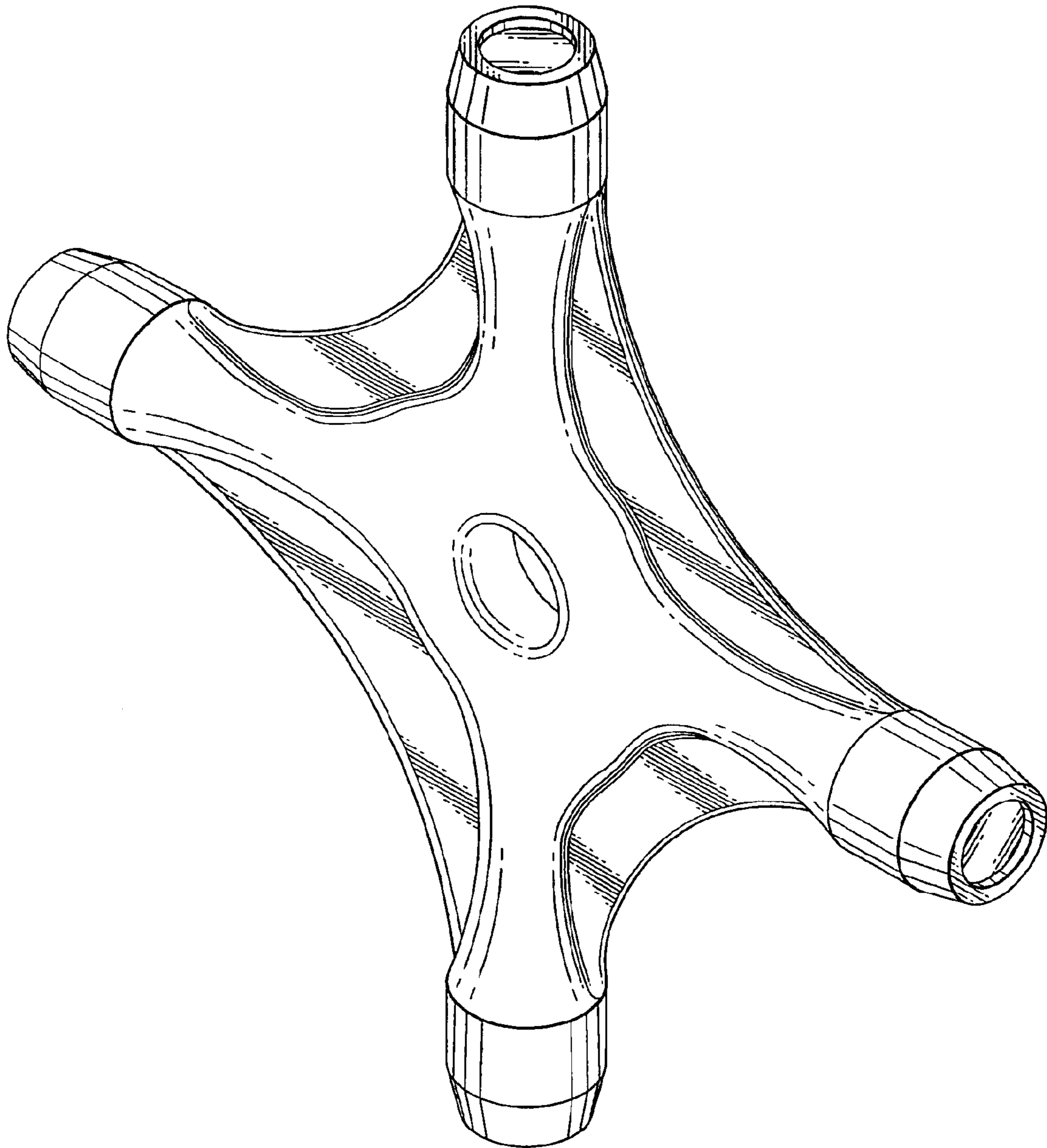


FIG. 2

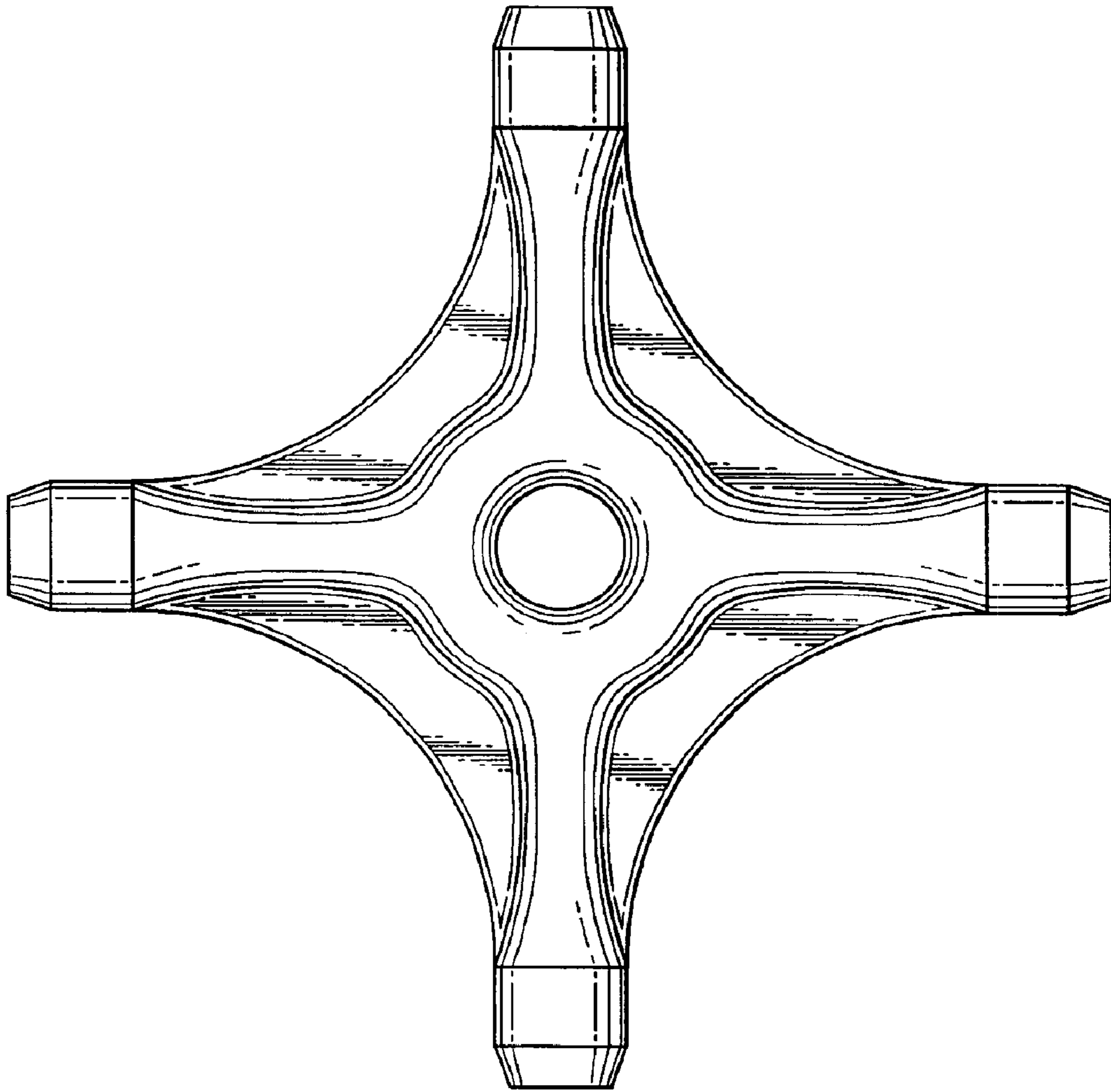


FIG. 3

