

US00D503936S

(12) **United States Design Patent** (10) **Patent No.:** **US D503,936 S**
Tritschler et al. (45) **Date of Patent:** **** Apr. 12, 2005**

(54) **KEYBOARD WITH TRANSLUCENT COVER AND MULTIMEDIA CONTROL**

(75) Inventors: **Keith John Tritschler**, County Wicklow (IE); **Peter Sheehan**, County Wicklow (IE); **Denis Pavillard**, Vaud (CH); **John Skeeahan**, Pully (CH)

(73) Assignee: **Logitech Europe S.A.**, Romanel-sur Morges (CH)

(**) Term: **14 Years**

(21) Appl. No.: **29/200,761**

(22) Filed: **Mar. 2, 2004**

(51) **LOC (7) Cl.** **14-02**

(52) **U.S. Cl.** **D14/398**

(58) **Field of Search** D14/391, 392, D14/396, 398, 385; D18/1, 2, 7; 178/17 A, 17 C; 200/5 A, 5 R, 6 A, 6 R; 235/145 A, 145 R; 341/22, 23; 345/160, 167, 168; 400/484-489, 682, 472

(56) **References Cited**

U.S. PATENT DOCUMENTS

5,717,430 A *	2/1998	Copland et al.	345/168
D443,271 S *	6/2001	Poole et al.	D14/392
D458,607 S *	6/2002	Tritschler et al.	D14/398
D458,931 S *	6/2002	Yu	D14/398
D471,910 S *	3/2003	Cheng	D14/396
D474,470 S *	5/2003	Wu et al.	D14/396
D481,730 S *	11/2003	Kang et al.	D14/385
6,682,235 B2 *	1/2004	Monney et al.	400/472

* cited by examiner

Primary Examiner—Freda S. Nunn
(74) *Attorney, Agent, or Firm*—Townsend and Townsend and Crew LLP

(57) **CLAIM**

The ornamental design for keyboard with translucent cover and multimedia control, as shown and described.

DESCRIPTION

FIG. 1 is a perspective view of a keyboard with translucent cover and multimedia control showing our new design according to a first embodiment, in which phantom lining, where utilized, is for illustrative purposes only, and is not intended to limit the claimed component design to the features shown in phantom;

FIG. 2 is a top plan view thereof;

FIG. 3 is a bottom plan view thereof;

FIG. 4 is a front elevational view thereof;

FIG. 5 is a rear elevational view thereof;

FIG. 6 is a right elevational view thereof;

FIG. 7 is a left elevational view thereof;

FIG. 8 is a perspective view of a keyboard with translucent cover and multimedia control showing our new design according to a second embodiment, in which phantom lining, where utilized, is for illustrative purposes only, and is not intended to limit the claimed component design to the features shown in phantom;

FIG. 9 is a top plan view thereof;

FIG. 10 is a bottom plan view thereof;

FIG. 11 is a front elevational view thereof;

FIG. 12 is a rear elevational view thereof;

FIG. 13 is a right elevational view thereof;

FIG. 14 is a left elevational view thereof;

FIG. 15 is a perspective view of a keyboard with translucent cover and multimedia control showing our new design according to a third embodiment, in which phantom lining, where utilized, is for illustrative purposes only, and is not intended to limit the claimed component design to the features shown in phantom;

FIG. 16 is a top plan view thereof;

FIG. 17 is a bottom plan view thereof;

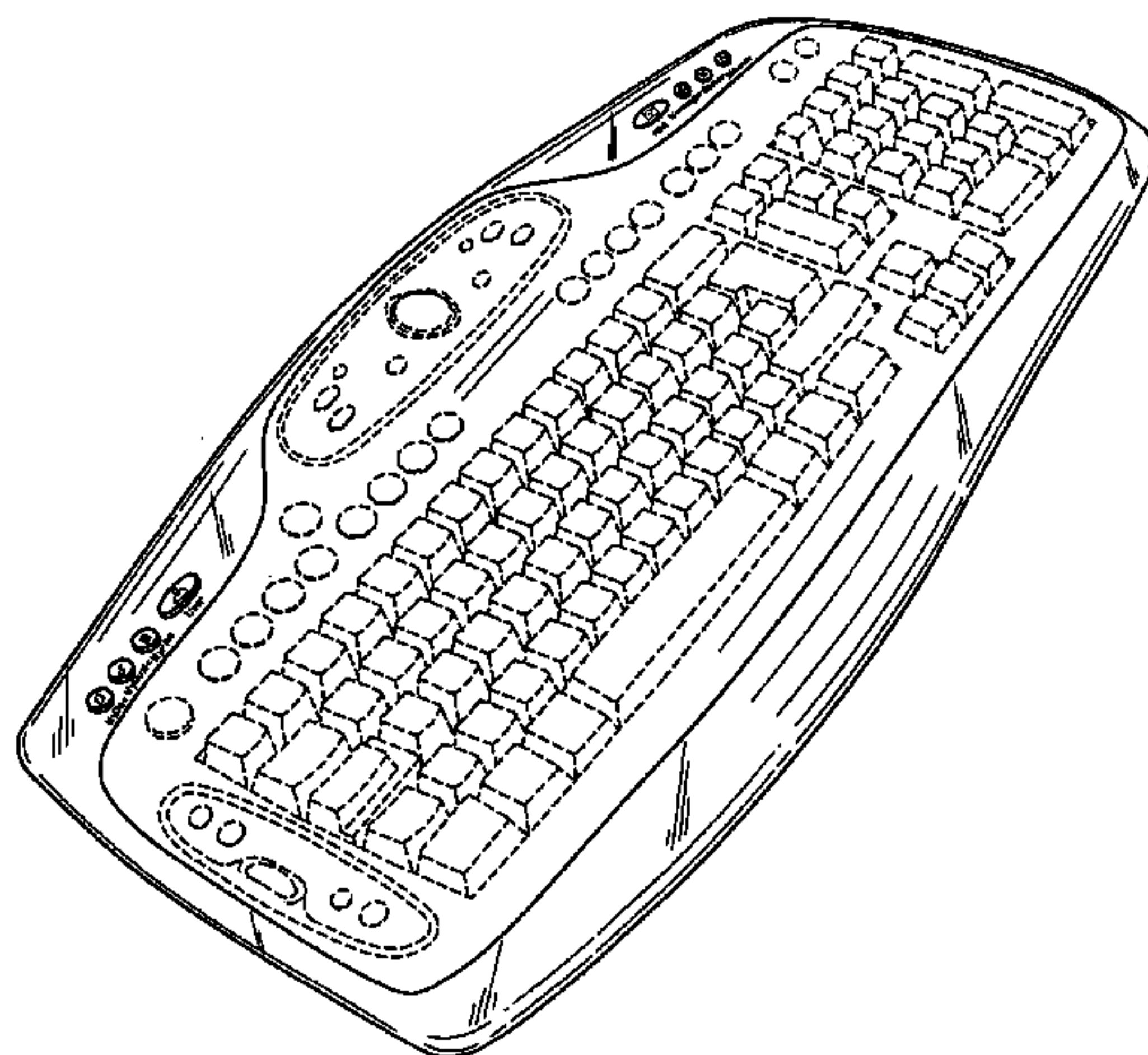
FIG. 18 is a front elevational view thereof;

FIG. 19 is a rear elevational view thereof;

FIG. 20 is a right elevational view thereof; and,

FIG. 21 is a left elevational view thereof.

1 Claim, 15 Drawing Sheets



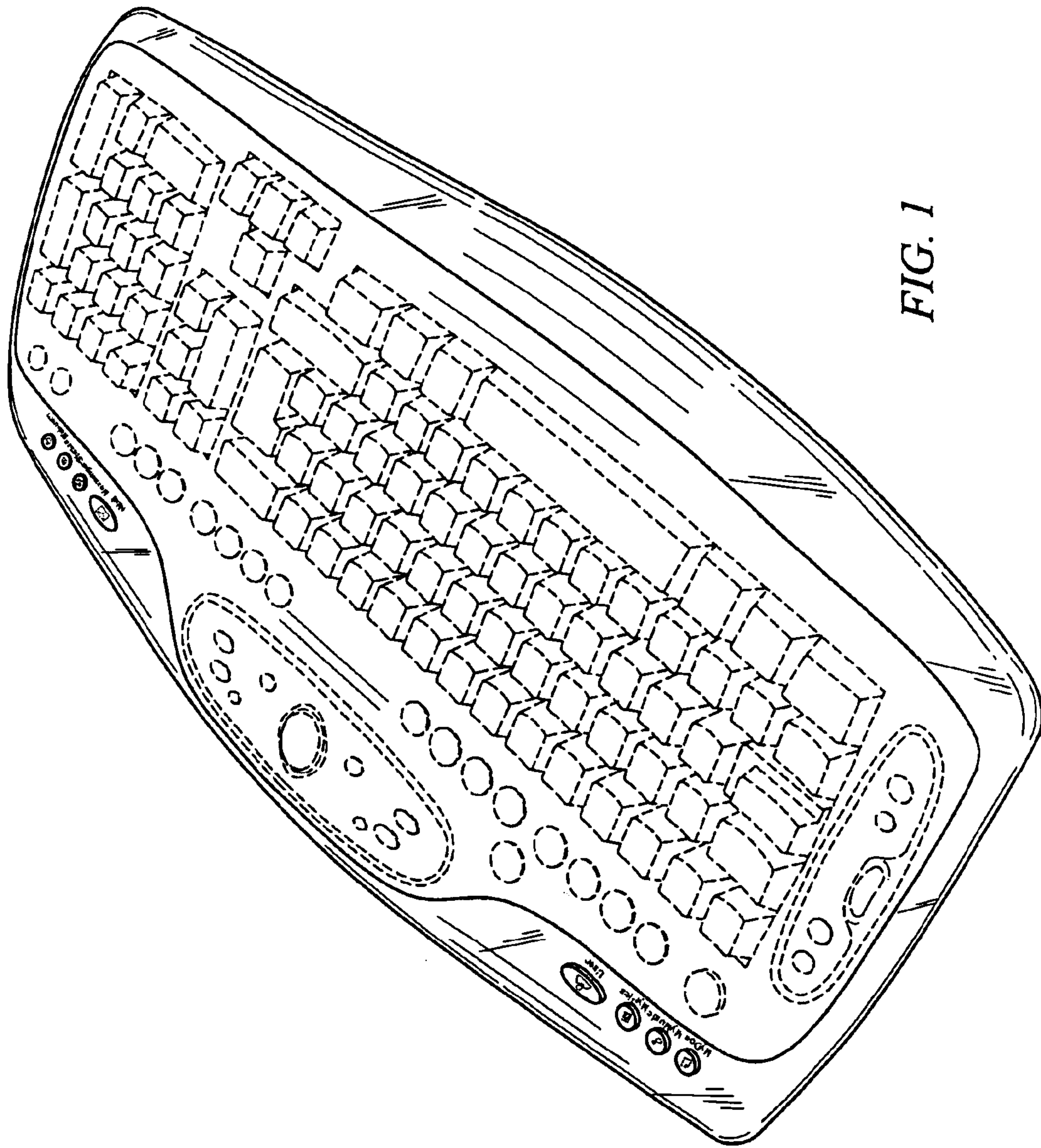


FIG. 1

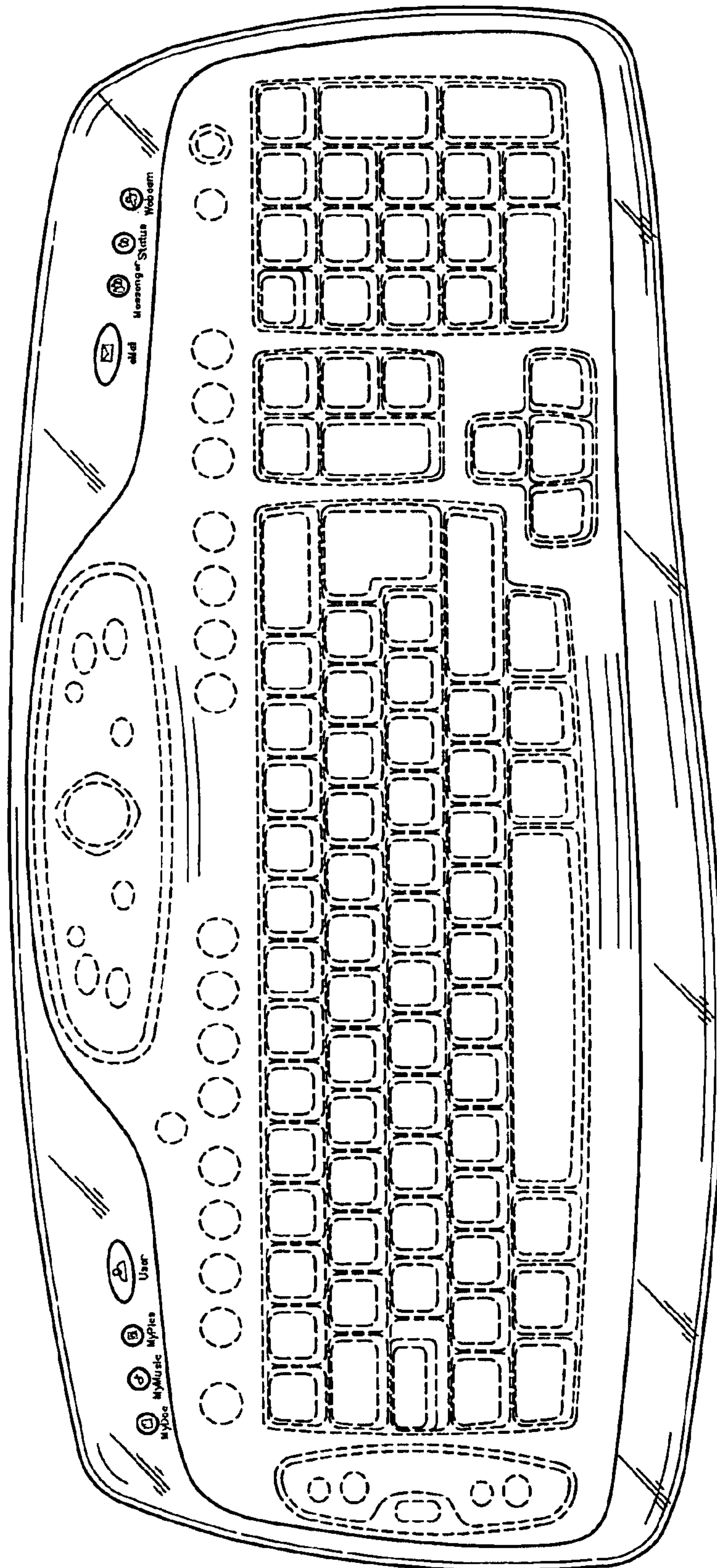


FIG. 2




FIG. 3




FIG. 4



FIG. 5




FIG. 6




FIG. 7

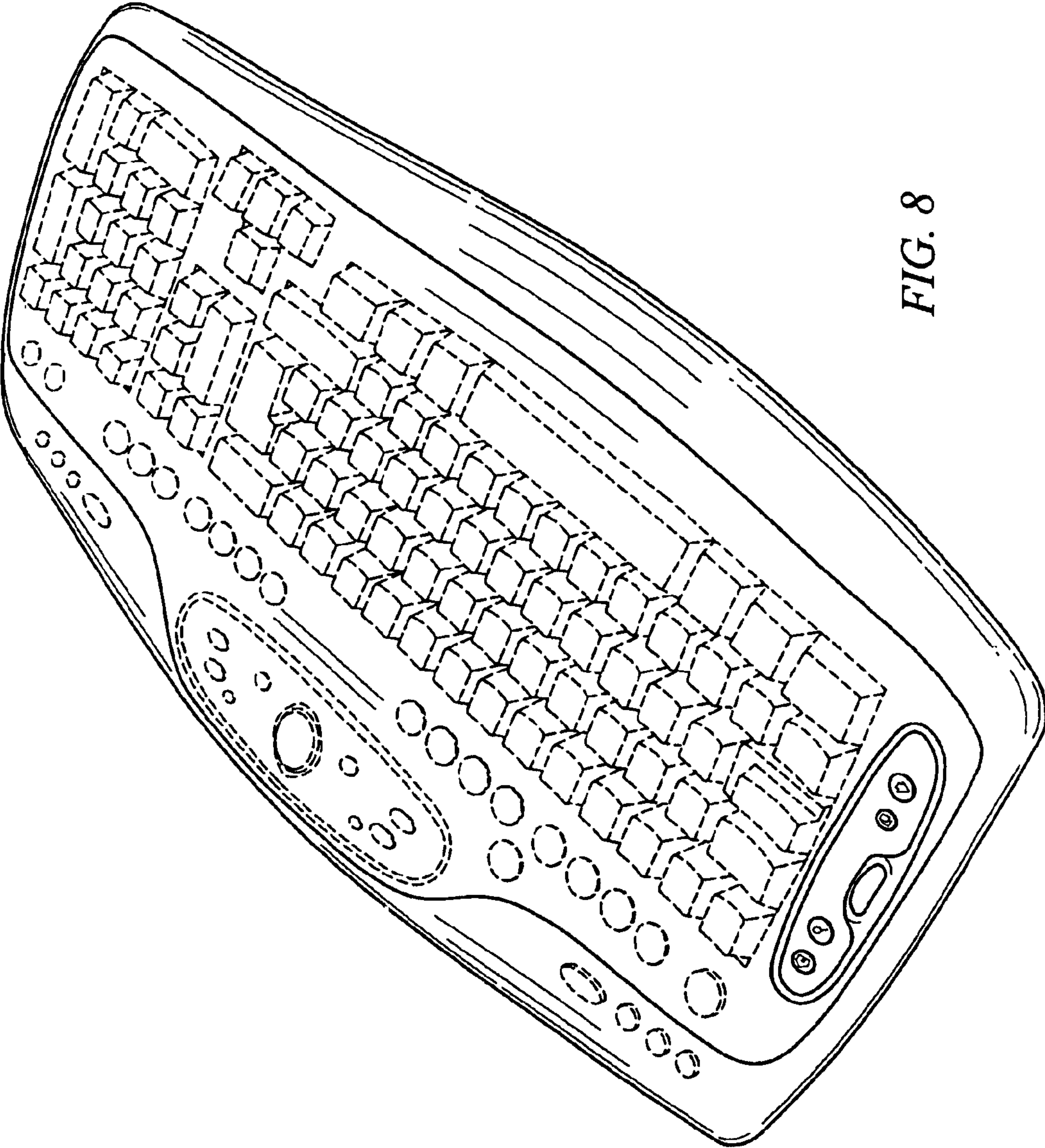


FIG. 8

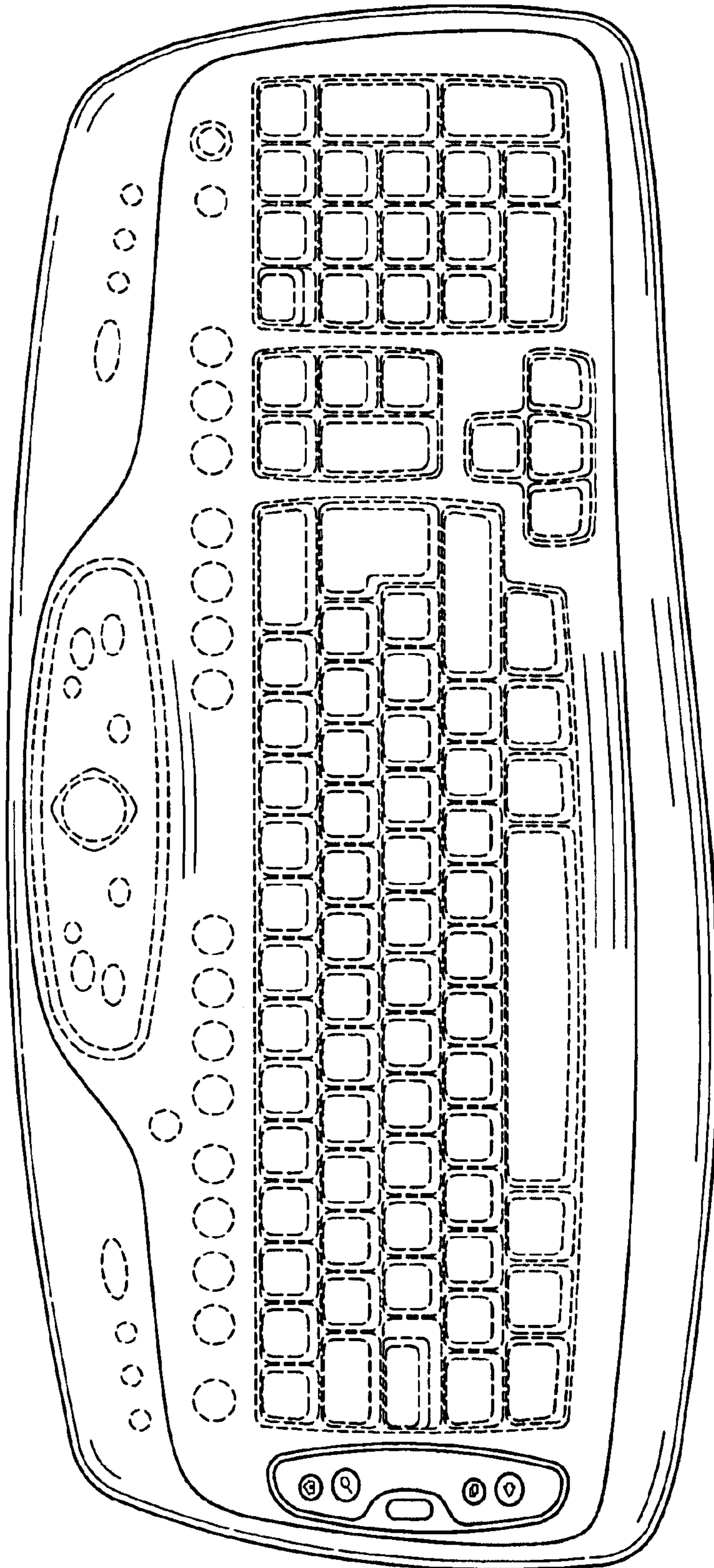


FIG. 9




FIG. 10

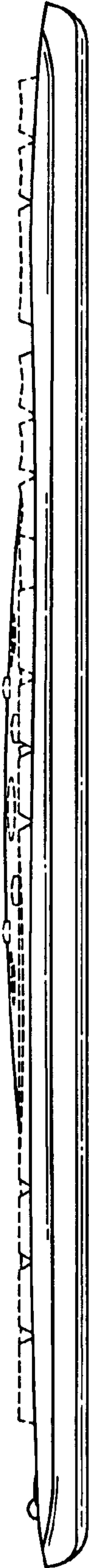


FIG. 11



FIG. 12




FIG. 13




FIG. 14

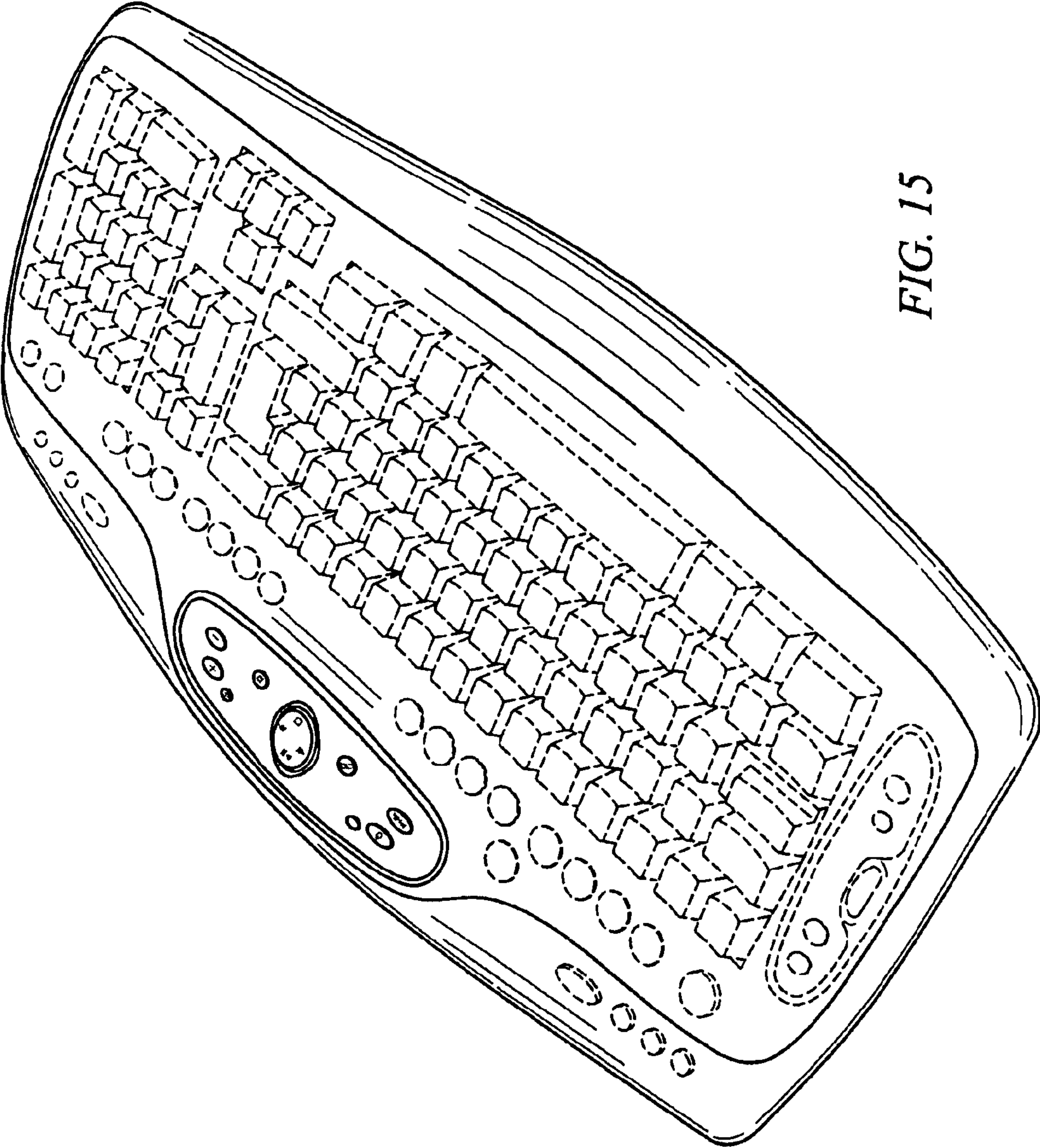


FIG. 15

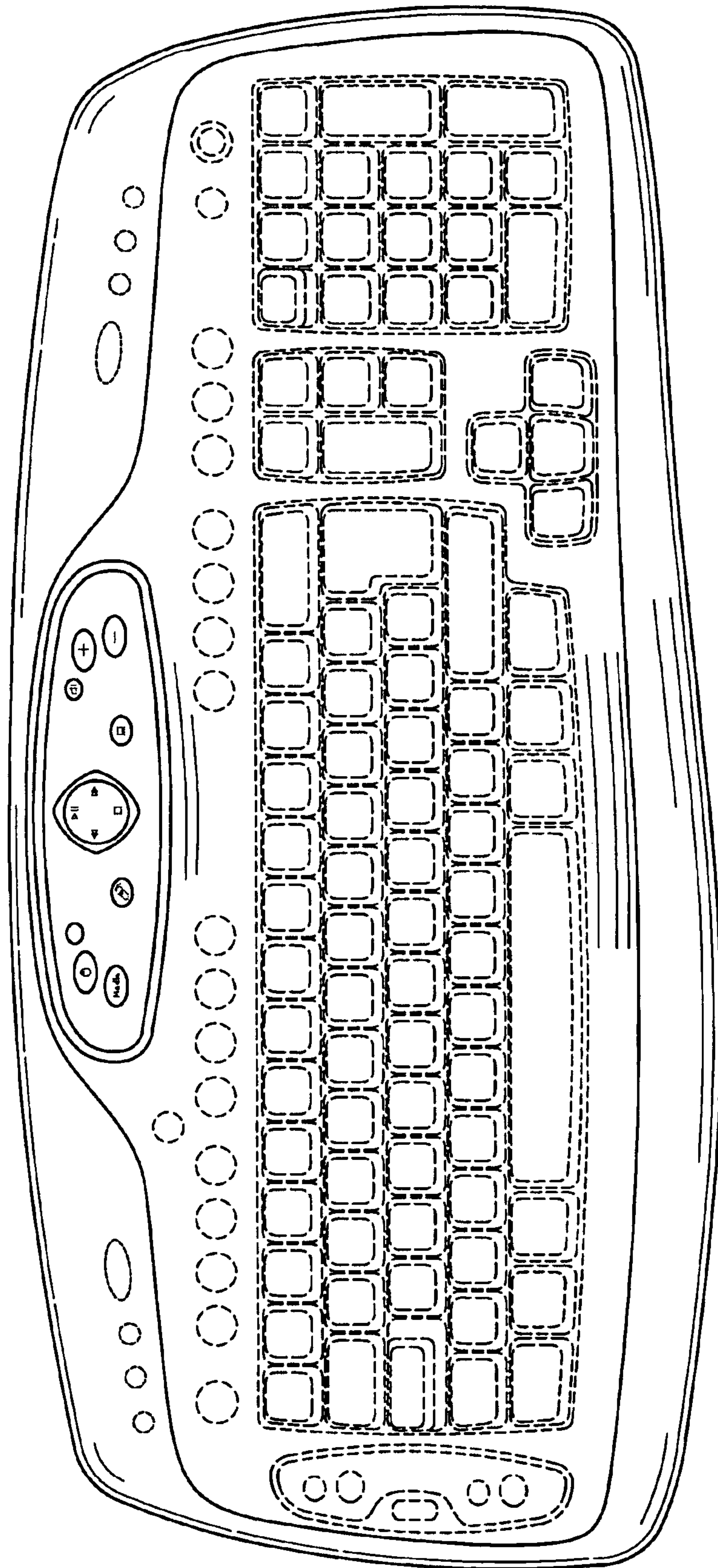


FIG. 16

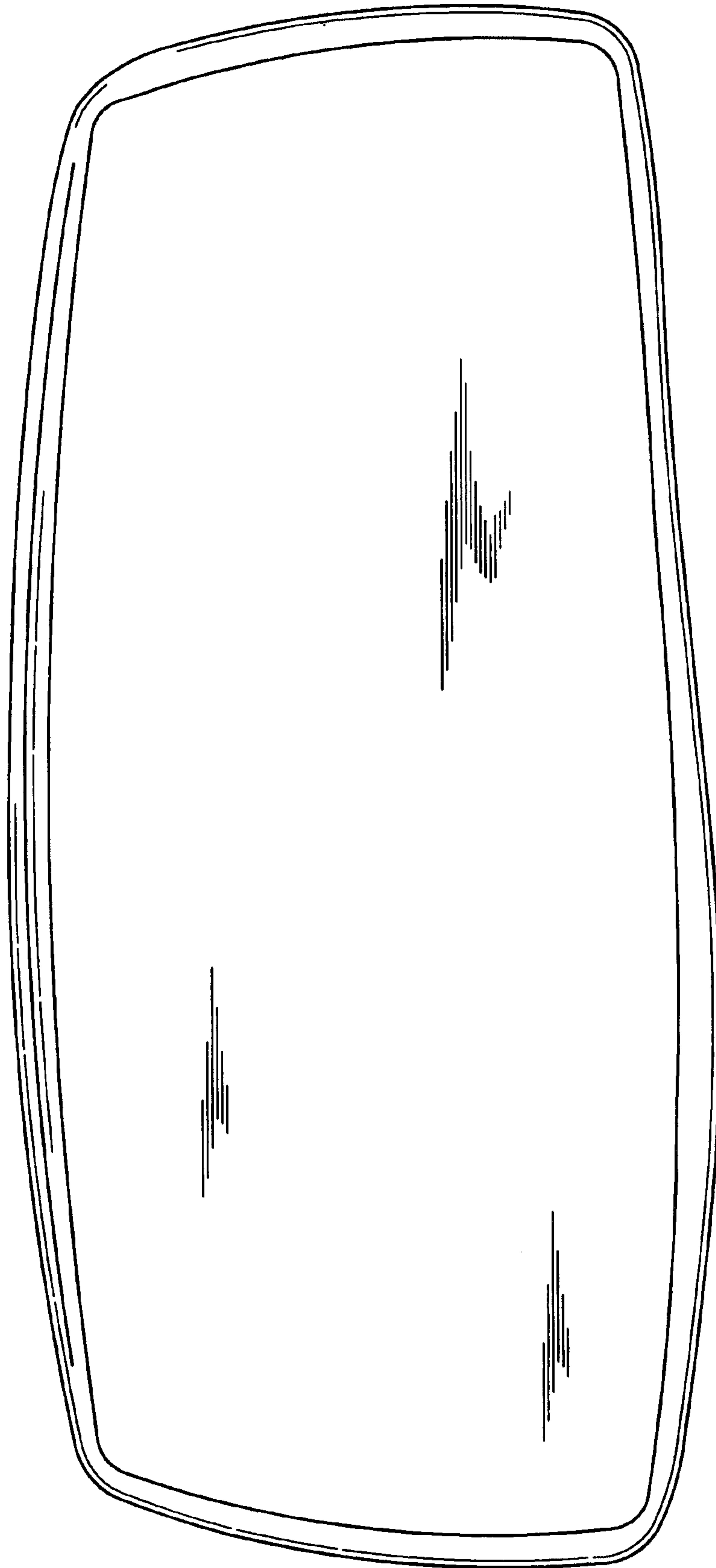


FIG. 17

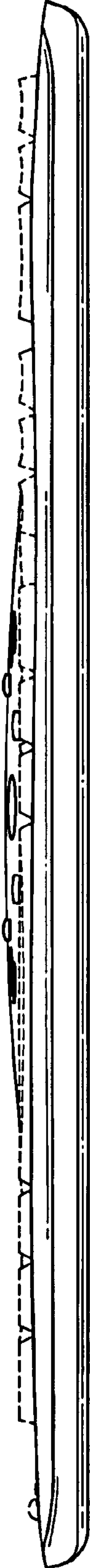


FIG. 18




FIG. 19




FIG. 20




FIG. 21