

US00D503931S

(12) **United States Design Patent**
Kauranen et al.

(10) **Patent No.:** **US D503,931 S**

(45) **Date of Patent:** **** Apr. 12, 2005**

(54) **CASING FOR AN ELECTRONIC UNIT**

(75) **Inventors:** **Matti Kauranen**, Espoo (FI); **Petri Torniainen**, Helsinki (FI); **Petri Schroderus**, Espoo (FI)

(73) **Assignee:** **ABB Oy**, Helsinki (FI)

(**) **Term:** **14 Years**

(21) **Appl. No.:** **29/160,838**

(22) **Filed:** **May 20, 2002**

(30) **Foreign Application Priority Data**

Nov. 21, 2001 (FI) M-20010772

(51) **LOC (7) Cl.** **13-03**

(52) **U.S. Cl.** **D13/184**

(58) **Field of Search** D13/158, 184;
D14/102, 240, 241; D6/429, 436, 448;
220/3.3, 3.8, 4.02; 312/204, 216, 223.1,
223.2; 361/622, 679, 724

(56) **References Cited**

U.S. PATENT DOCUMENTS

D361,073 S * 8/1995 Walters et al. D14/240

D379,004 S * 4/1997 Keijser et al. D13/184
D390,835 S * 2/1998 Mayfield, III D13/184
D396,238 S * 7/1998 Schmitt D15/144.1
D405,767 S * 2/1999 Nelson et al. D13/184
D423,465 S * 4/2000 Runnalls et al. D13/184
D441,728 S * 5/2001 Fujikura et al. D13/184
D457,147 S * 5/2002 Bradley D13/184
D476,299 S * 6/2003 Witte D13/184

* cited by examiner

Primary Examiner—Philip S. Hyder

Assistant Examiner—Selina Sikder

(74) *Attorney, Agent, or Firm*—Birch, Stewart, Kolasch & Birch, LLP

(57) **CLAIM**

The ornamental design for a casing for an electronic unit, as shown and described.

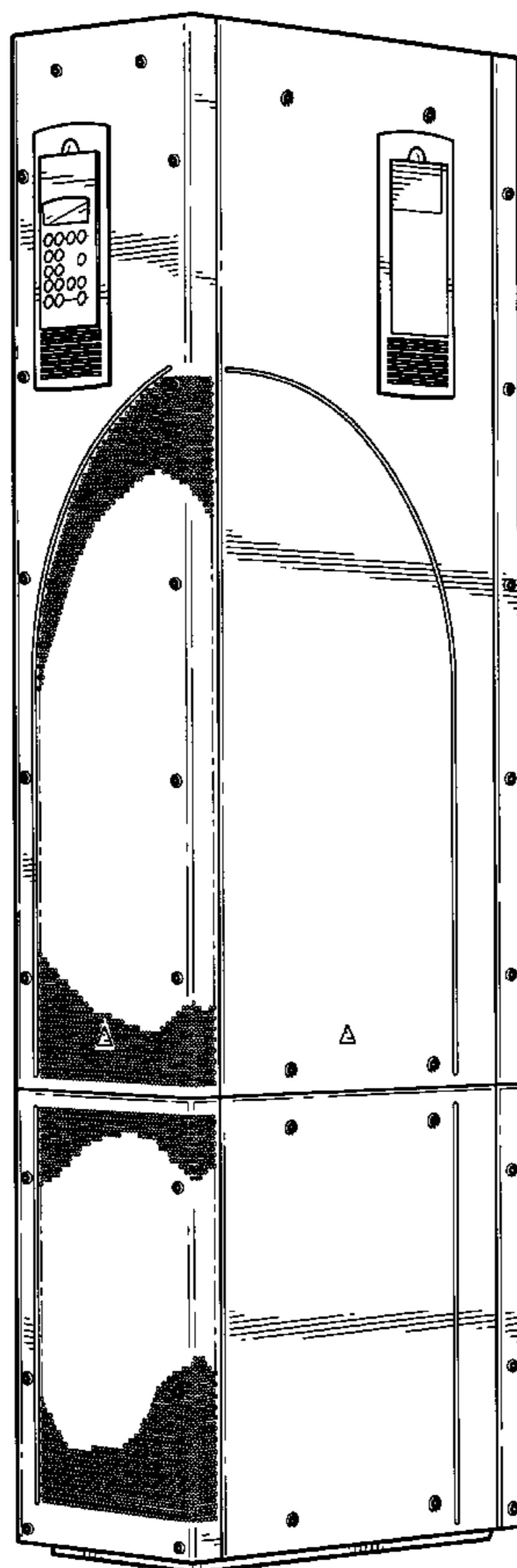
DESCRIPTION

FIG. 1 is a front view of the casing for an electronic unit showing our new design;

FIG. 2 is a front, right, side perspective view thereof; and,

FIG. 3 is a right side view thereof.

1 Claim, 3 Drawing Sheets






FIG.1

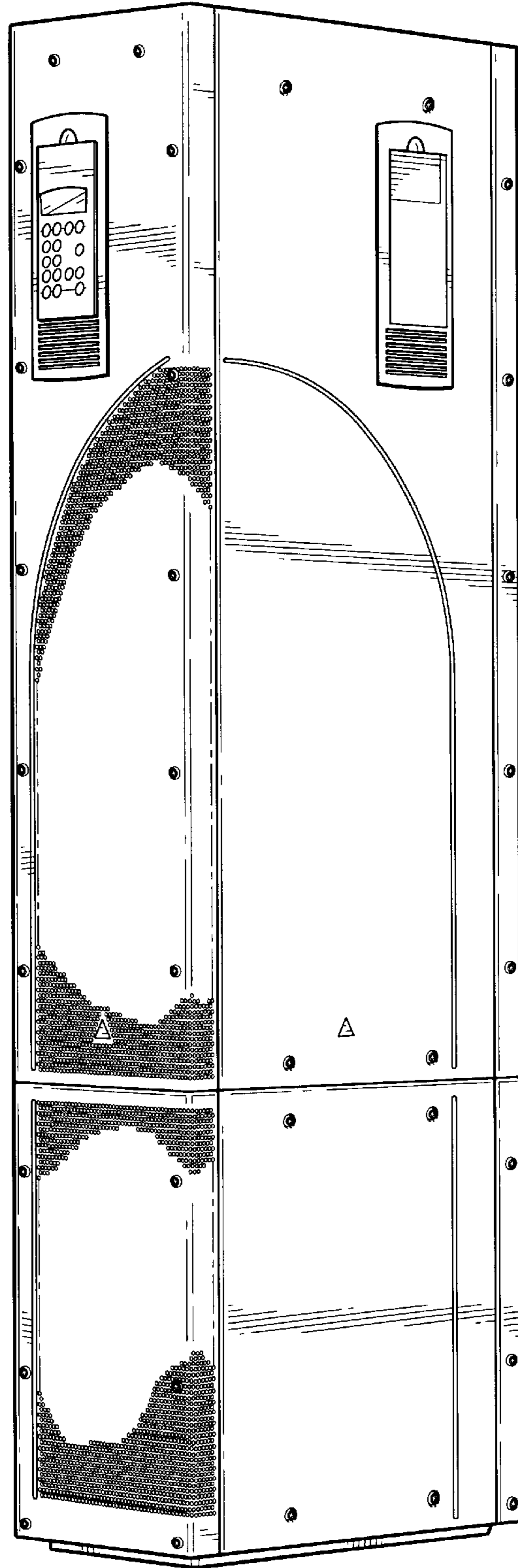


FIG.2

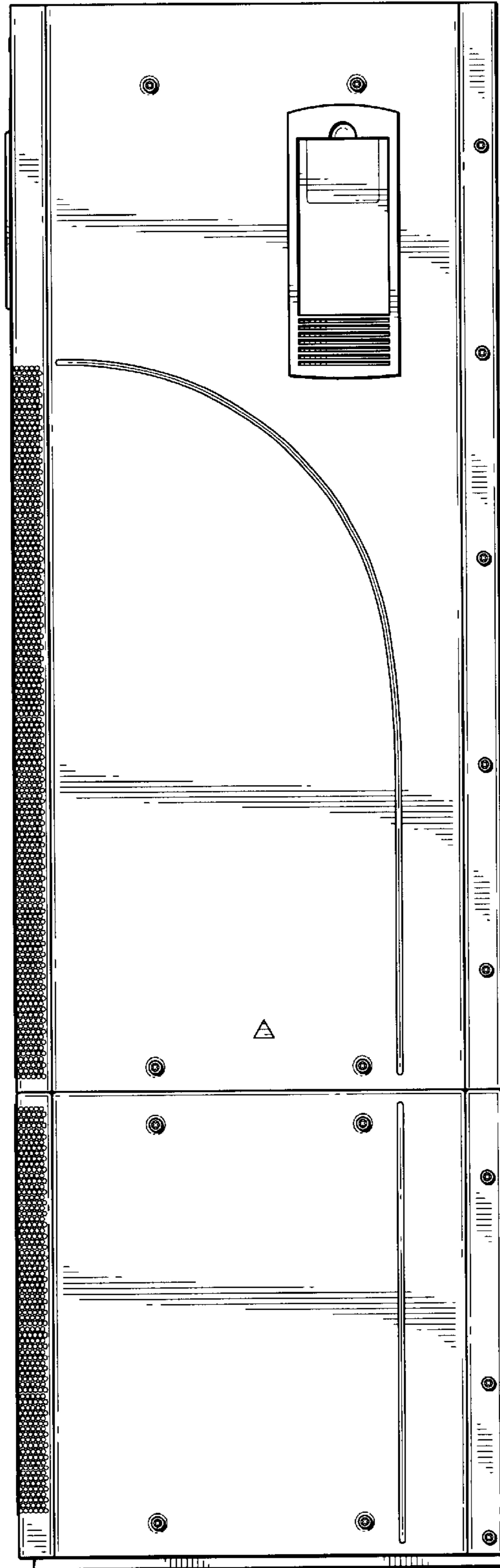


FIG.3