

US00D503911S

(12) **United States Design Patent**
Hanagan et al.

(10) **Patent No.:** **US D503,911 S**
(45) **Date of Patent:** **** Apr. 12, 2005**

(54) **ADJUSTABLE MOTORCYCLE FAIRING**

4,830,423 A * 5/1989 Nebu et al. 296/78.1
6,293,606 B1 * 9/2001 Jarosz et al. 296/78.1

(75) Inventors: **Michael W. Hanagan**, Hollister, CA
(US); **Vicente S. Zavala**, Hollister, CA
(US); **Ricardo G. Lomas**, Los Banos,
CA (US)

* cited by examiner

Primary Examiner—Alan P. Douglas
Assistant Examiner—Linda Brooks

(73) Assignee: **Corbin Pacific, Inc.**, Hollister, CA
(US)

(74) *Attorney, Agent, or Firm*—Pepe & Hazard LLP

(**) Term: **14 Years**

(57) **CLAIM**

The ornamental design for an adjustable motorcycle fairing,
as shown.

(21) Appl. No.: **29/178,517**

DESCRIPTION

(22) Filed: **Mar. 27, 2003**

(51) **LOC (7) Cl.** **12-16**

(52) **U.S. Cl.** **D12/182**

(58) **Field of Search** D12/110, 182;
296/78.1, 84.1, 89, 96.2; 180/219; 280/288.4


FIG. 1 is a front perspective view of a motorcycle fairing
showing our new design;
FIG. 2 is a front elevational view thereof;
FIG. 3 is a rear elevational view thereof;
FIG. 4 is a elevational view of the right side;
FIG. 5 is a elevational view of left side; and,
FIG. 6 is a front perspective view of the fairing from a
different angle than that in FIG. 1.

(56) **References Cited**

U.S. PATENT DOCUMENTS

D248,038 S * 5/1978 Guzzetta D12/182

1 Claim, 6 Drawing Sheets






FIG. 1



FIG. 2




FIG. 3




FIG. 4




FIG. 5

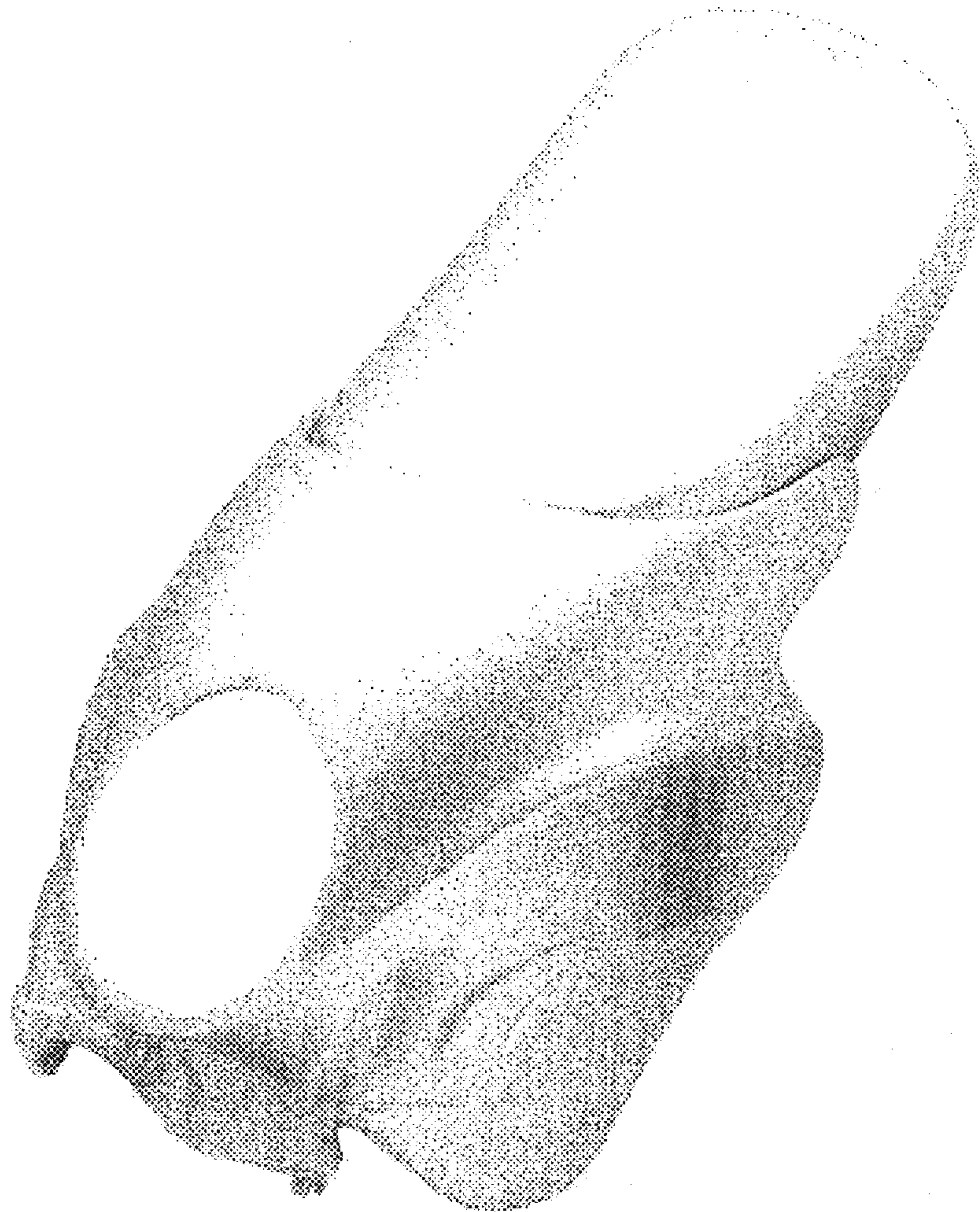


FIG. 6