

US00D503909S

(12) **United States Design Patent** (10) **Patent No.:** **US D503,909 S**  
**Tolfsen et al.** (45) **Date of Patent:** **\*\* Apr. 12, 2005**

(54) **WALKER**

(75) Inventors: **Ulf Tolfsen**, Gamle Fredrikstad (NO);  
**Terje Johansen**, Fredrikstad (NO);  
**Roar Abrahamsen**, Sarpsborg (NO);  
**Roy Kristiansen**, Gralum (NO)

(73) Assignee: **Access AS**, Hamar (NO)

(\*\*) Term: **14 Years**

(21) Appl. No.: **29/207,707**

(22) Filed: **Jun. 18, 2004**

(30) **Foreign Application Priority Data**

Jan. 13, 2004 (NO) ..... 2004 0015

(51) **LOC (7) Cl.** ..... **12-99**

(52) **U.S. Cl.** ..... **D12/130**

(58) **Field of Search** ..... D12/128-133;  
135/65, 66, 67, 70; 428/66, 68, 69, 139;  
280/47.27, 47.29, 47.35; 5/86.1

(56) **References Cited**

**U.S. PATENT DOCUMENTS**

- 4,759,562 A 7/1988 Vinyard et al.  
5,158,313 A 10/1992 Becker  
D356,762 S \* 3/1995 Silbersky ..... D12/130  
D396,437 S \* 7/1998 Liljedahl ..... D12/130  
6,378,883 B1 \* 4/2002 Epstein ..... D12/130  
6,481,730 B2 11/2002 Sung  
D481,336 S \* 10/2003 Wu ..... D12/130  
D495,628 S \* 9/2004 Cowie ..... D12/130

**FOREIGN PATENT DOCUMENTS**

SE 311925 B1 10/1969

SE 176593 C 5/1995  
SE 514 269 C2 1/2001  
WO WO 92/06661 A1 4/1992  
WO WO 98/43591 8/1997

\* cited by examiner

*Primary Examiner*—Marcus A. Jackson

(74) *Attorney, Agent, or Firm*—Birch, Stewart, Kolasch & Birch, LLP

(57) **CLAIM**

The ornamental design for a walker, as shown and described.

**DESCRIPTION**

FIG. 1 is a front perspective view of a walker showing our new design;

FIG. 2 is an isometric view of the walker as seen from a slightly lowered view from the rear right side of the walker.

FIG. 3 is a right side elevational view thereof;

FIG. 4 is a left side elevation view of the walker.

FIG. 5 is a top view of the walker, looking down on the seat and the top of the handlebars.

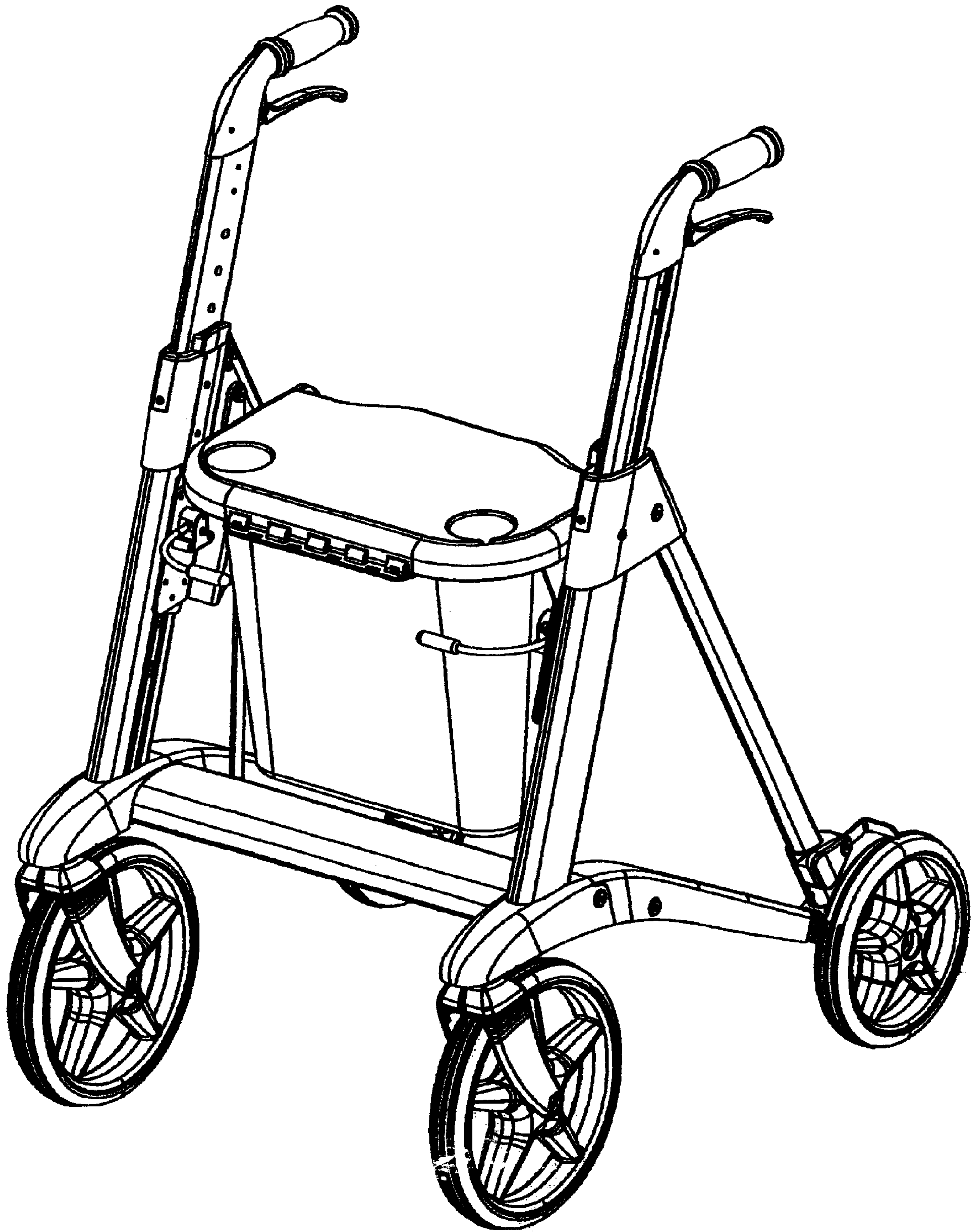
FIG. 6 is a bottom view of the walker looking up at the bottom of the wheels, the bottom of the bag, and the bottom of the horizontal beam arranged between either side's frame.

FIG. 7 is a rear view of the walker, looking straight into the rear wheels, the rear legs of either side's frame, the rear side of the seat with the rear side of the bag, and into the rear end of the steering/supporting handlebars; and,

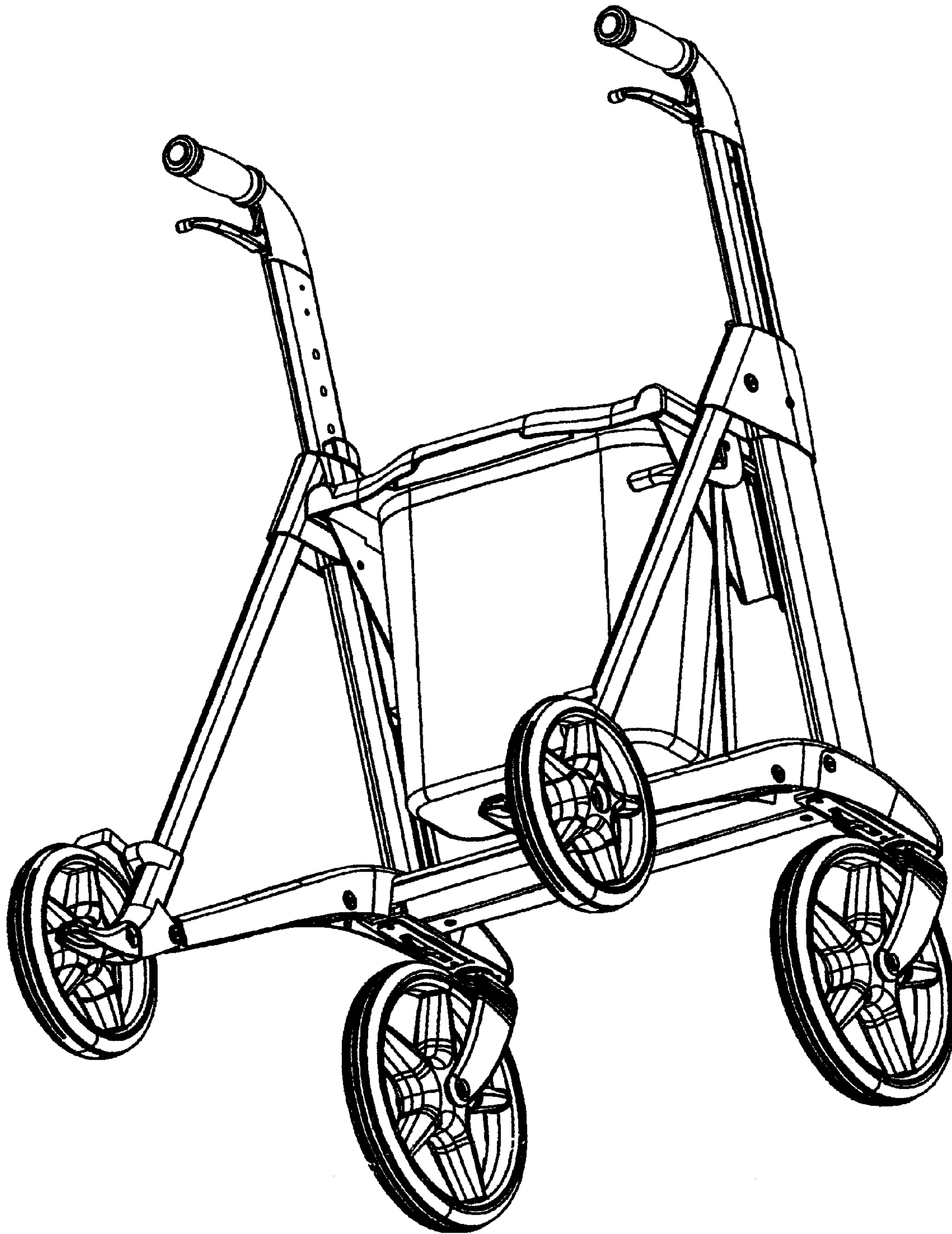
FIG. 8 is a front view of the walker, looking straight into the front wheels, the front frame legs, the hinged front of the seat and the front side of the bag.

**1 Claim, 8 Drawing Sheets**



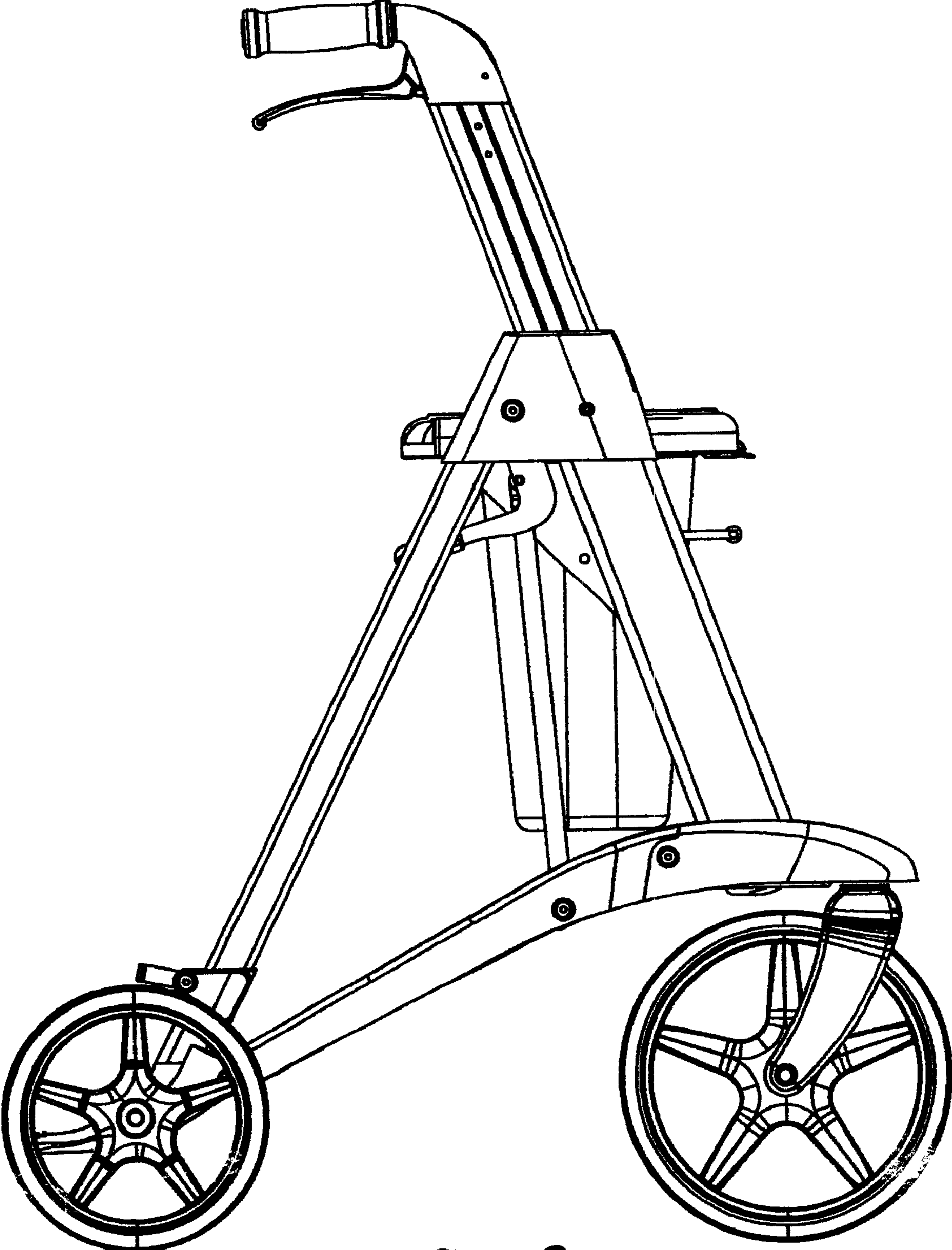


**FIG. 1**

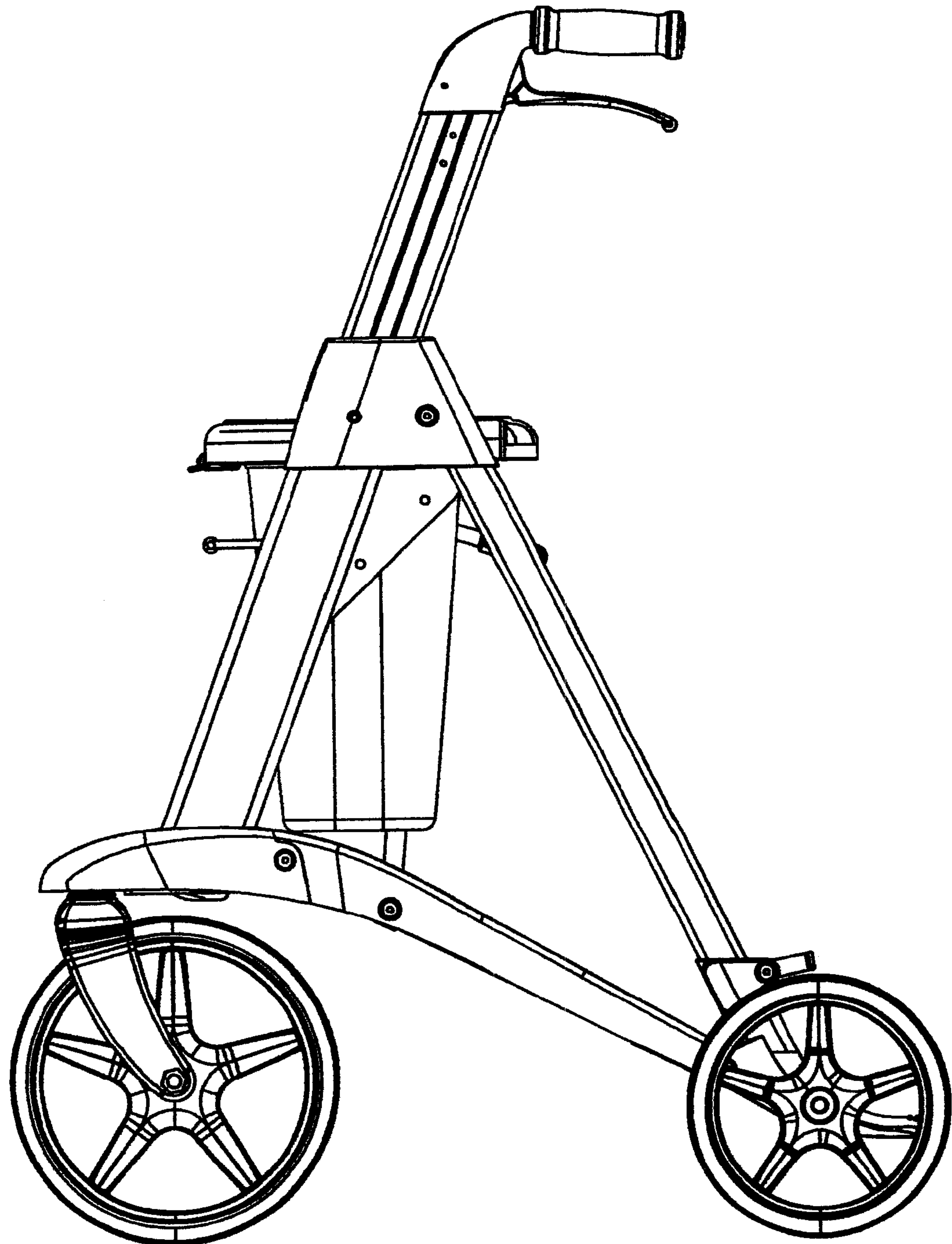


*FIG. 2*

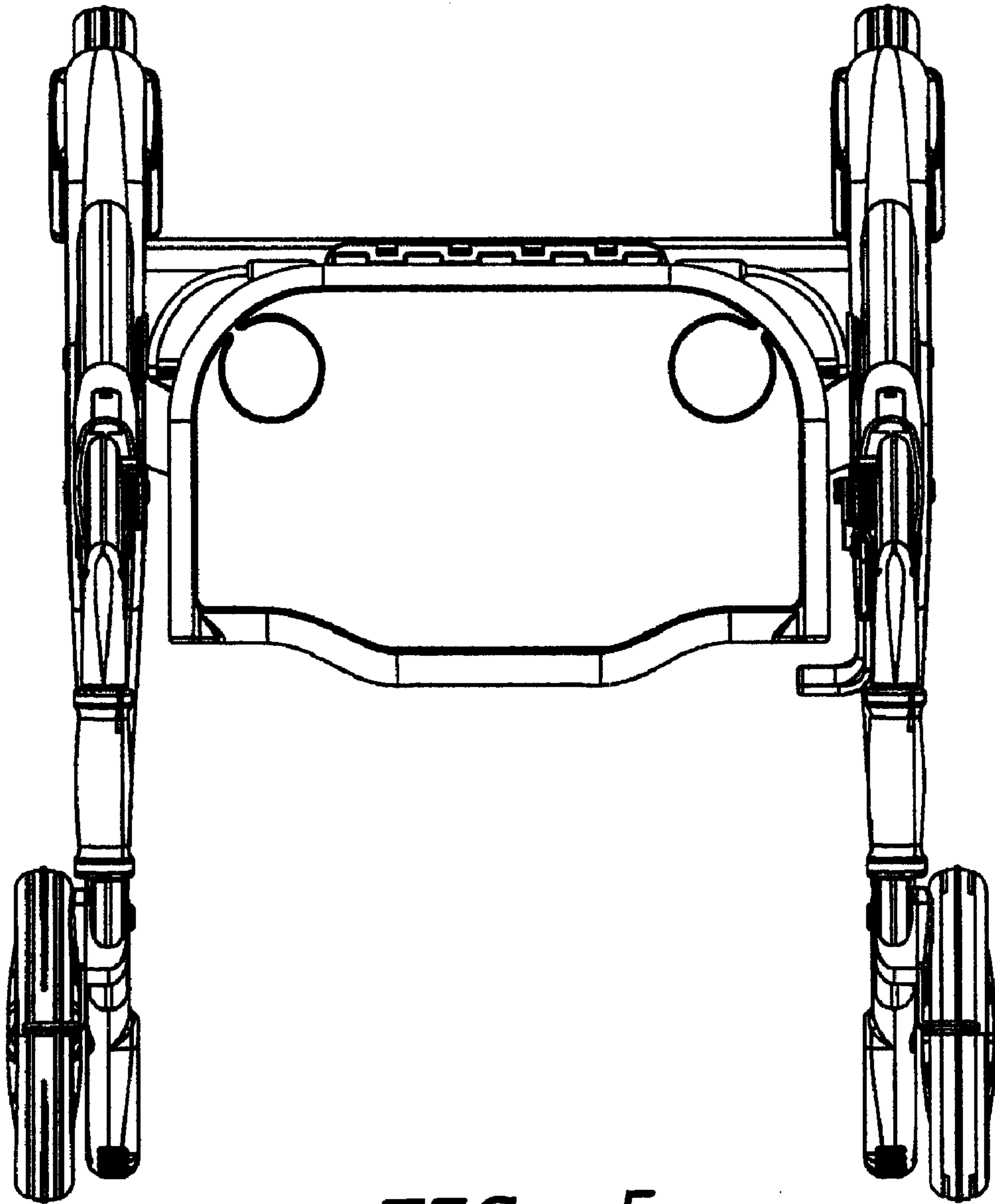




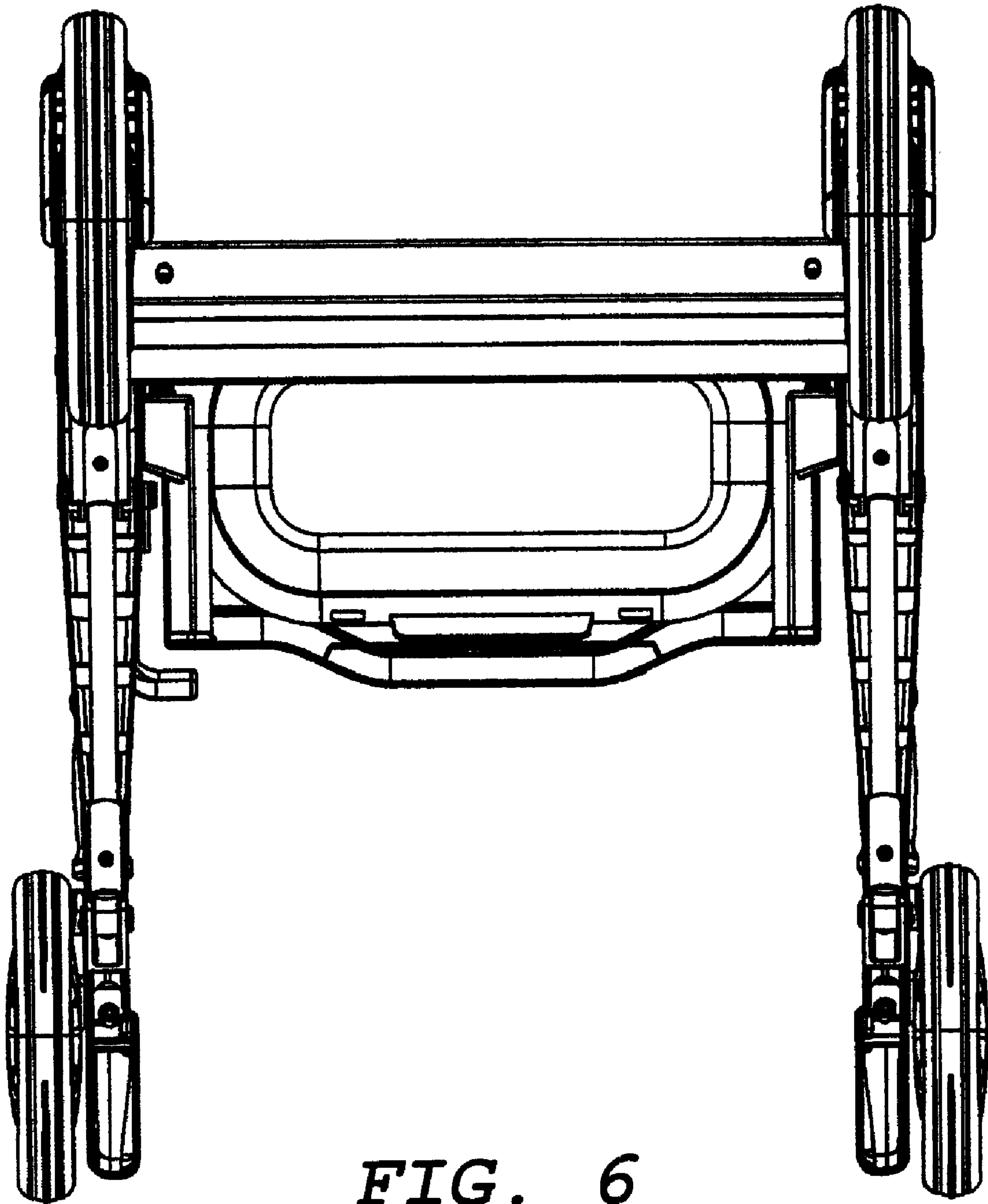
*FIG. 3*



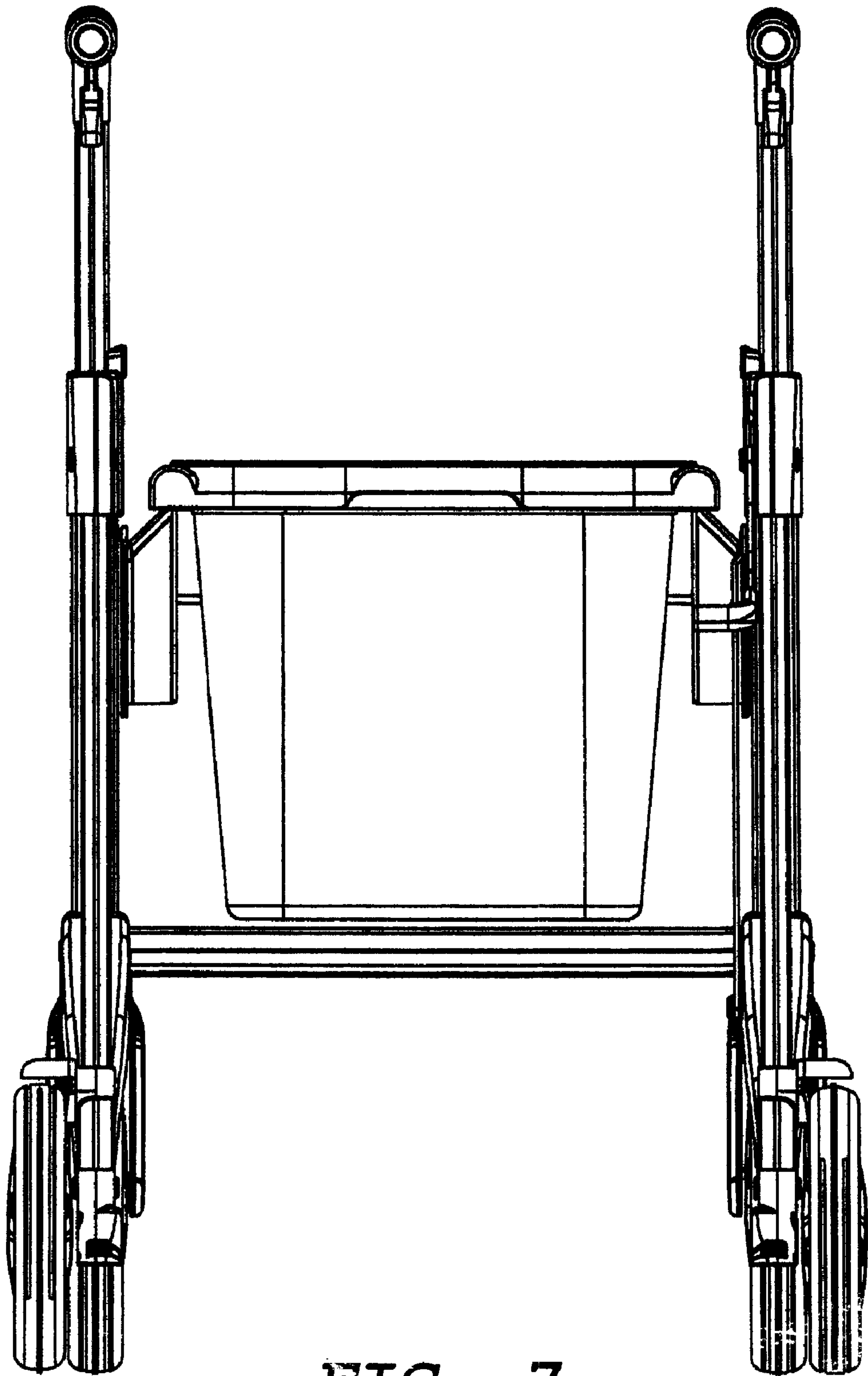
**FIG. 4**



*FIG. 5*

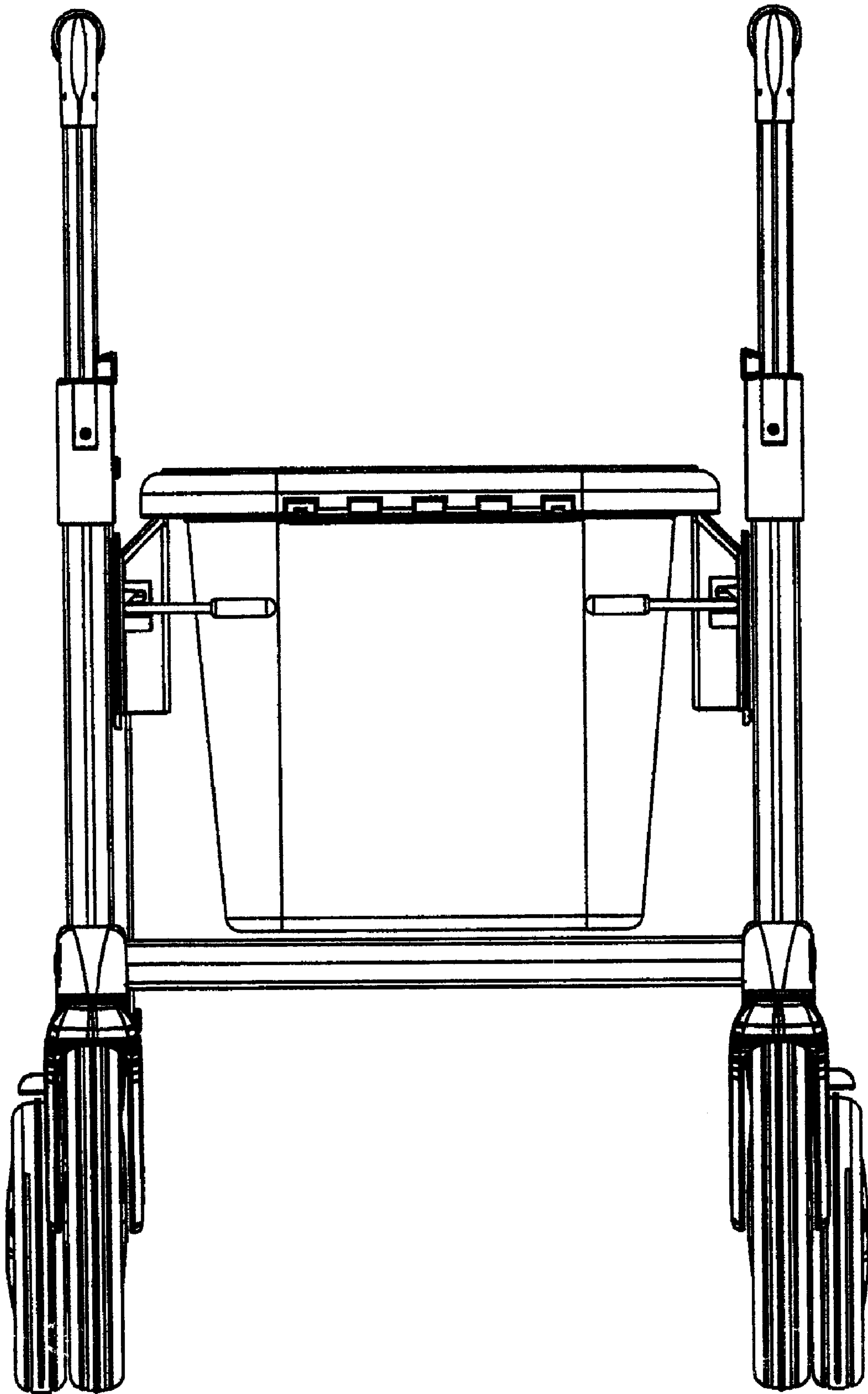


*FIG. 6*



*FIG. 7*





*FIG. 8*

UNITED STATES PATENT AND TRADEMARK OFFICE  
**CERTIFICATE OF CORRECTION**

PATENT NO. : Des. 503,909 S  
DATED : April 12, 2005  
INVENTOR(S) : Ulf Tolfesen et al.

Page 1 of 1

It is certified that error appears in the above-identified patent and that said Letters Patent is hereby corrected as shown below:

Title page,  
Item [73], Assignee, replace “**Acess AS, Hamar (NO)**” with -- **Access AS, Hamar (NO)** --.

Signed and Sealed this

Thirtieth Day of August, 2005

A handwritten signature in black ink on a light gray dotted background. The signature reads "Jon W. Dudas" in a cursive style.

JON W. DUDAS

*Director of the United States Patent and Trademark Office*