

US00D503905S

(12) **United States Design Patent**
Saito et al.

(10) **Patent No.:** **US D503,905 S**

(45) **Date of Patent:** **** Apr. 12, 2005**

(54) **FOUR-WHEELED UTILITY VEHICLE WITH FRONT AND REAR SEATS**

(75) Inventors: **Hideo Saito**, Lincoln, NE (US);
Kazumasa Hisada, Lincoln, NE (US);
Aaron Bahner, Lincoln, NE (US)

(73) Assignee: **Kawasaki Jukogyo Kabushiki Kaisha**,
Kobe (JP)

(**) Term: **14 Years**

(21) Appl. No.: **29/200,156**

(22) Filed: **Feb. 23, 2004**

(51) **LOC (7) Cl.** **12-14**

(52) **U.S. Cl.** **D12/1**

(58) **Field of Search** D12/1, 14-16,
D12/82, 86-93; 296/28, 37.7, 184-186;
180/908; 280/DIG. 5; D21/803; D15/28,
30

(56) **References Cited**

U.S. PATENT DOCUMENTS

D292,899 S	*	11/1987	Samuelson et al.	D12/16
D300,011 S	*	2/1989	Oba et al.	D12/87
5,086,858 A	*	2/1992	Mizuta et al.	180/68.3
D332,239 S	*	1/1993	Hirata et al.	D12/1
D342,701 S	*	12/1993	Murata et al.	D12/107
D364,590 S	*	11/1995	Yamashita	D12/15
D422,938 S	*	4/2000	Molzon et al.	D12/1

D427,109 S	*	6/2000	Molzon et al.	D12/1
D433,651 S	*	11/2000	Matsumura et al.	D12/1
D439,548 S	*	3/2001	Kouchi et al.	D12/1
D483,695 S	*	12/2003	Bellington	D12/16

* cited by examiner

Primary Examiner—Nelson C. Holtje

(74) *Attorney, Agent, or Firm*—Kolisch Hartwell, P.C.

(57) **CLAIM**

The ornamental design for a four-wheeled utility vehicle with front and rear seats, as shown and described.

DESCRIPTION

FIG. 1 is a right side view of a four-wheeled utility vehicle with front and rear seats, according to one embodiment of the present invention.

FIG. 2 is a top view of the four-wheeled utility vehicle with front and rear seats of FIG. 1.

FIG. 3 is a left side view of the four-wheeled utility vehicle with front and rear seats of FIG. 1.

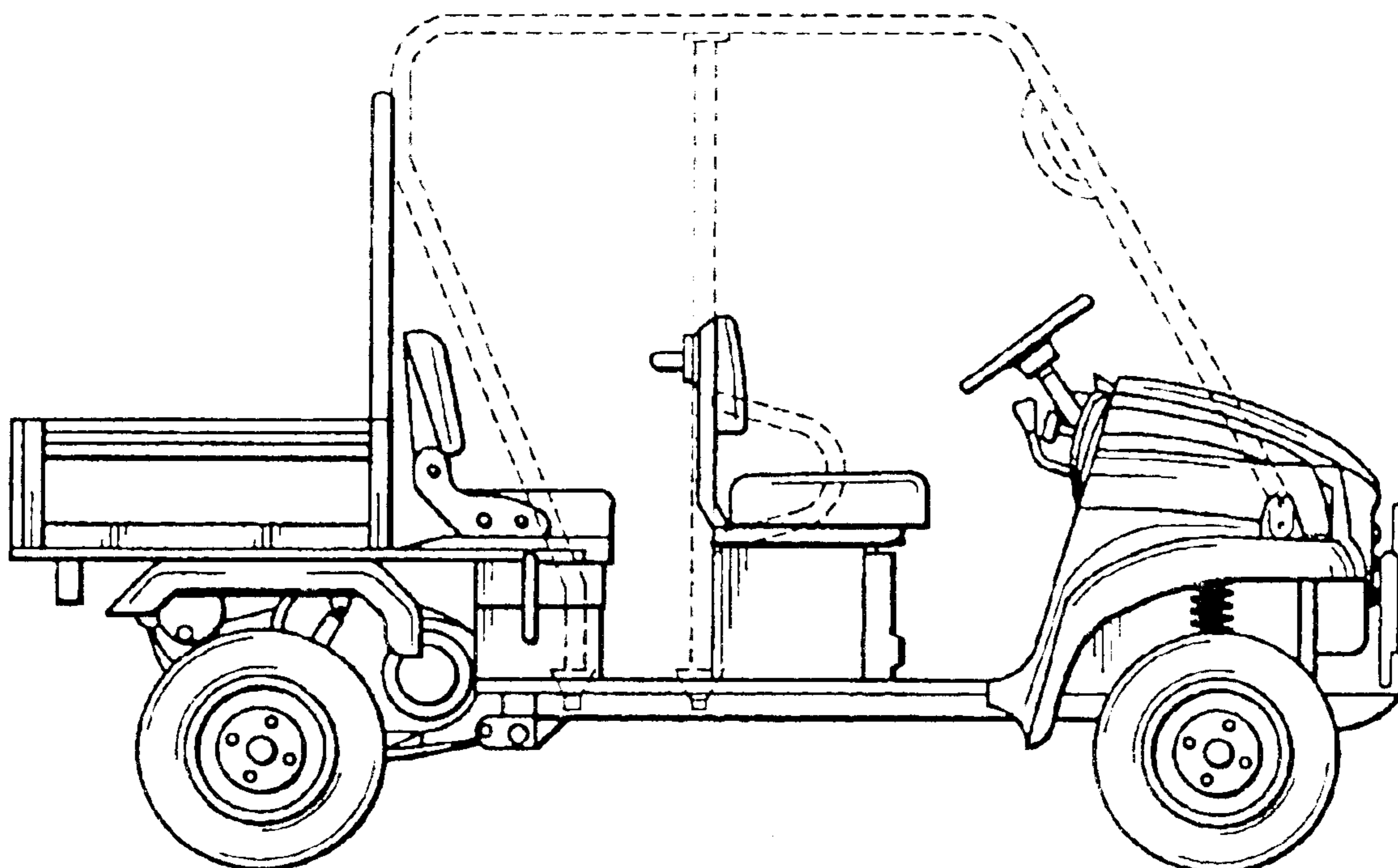
FIG. 4 is a bottom view of the four-wheeled utility vehicle with front and rear seats of FIG. 1.

FIG. 5 is a front view of the four-wheeled utility vehicle with front and rear seats of FIG. 1; and,

FIG. 6 is a rear view of the four-wheeled utility vehicle with front and rear seats of FIG. 1.

The broken lines show environment. The broken lines form no part of the claimed design.

1 Claim, 3 Drawing Sheets



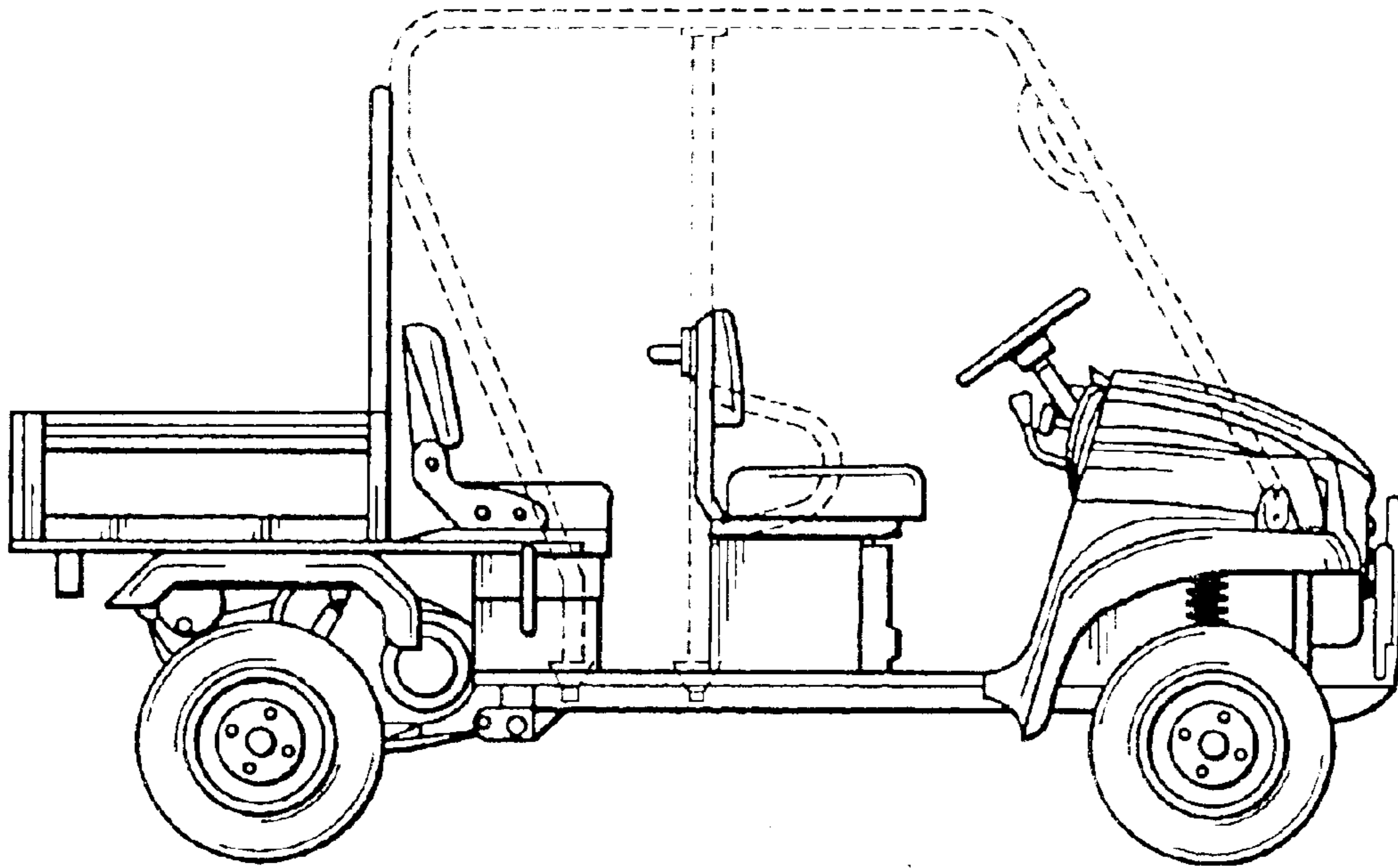


FIG. 1

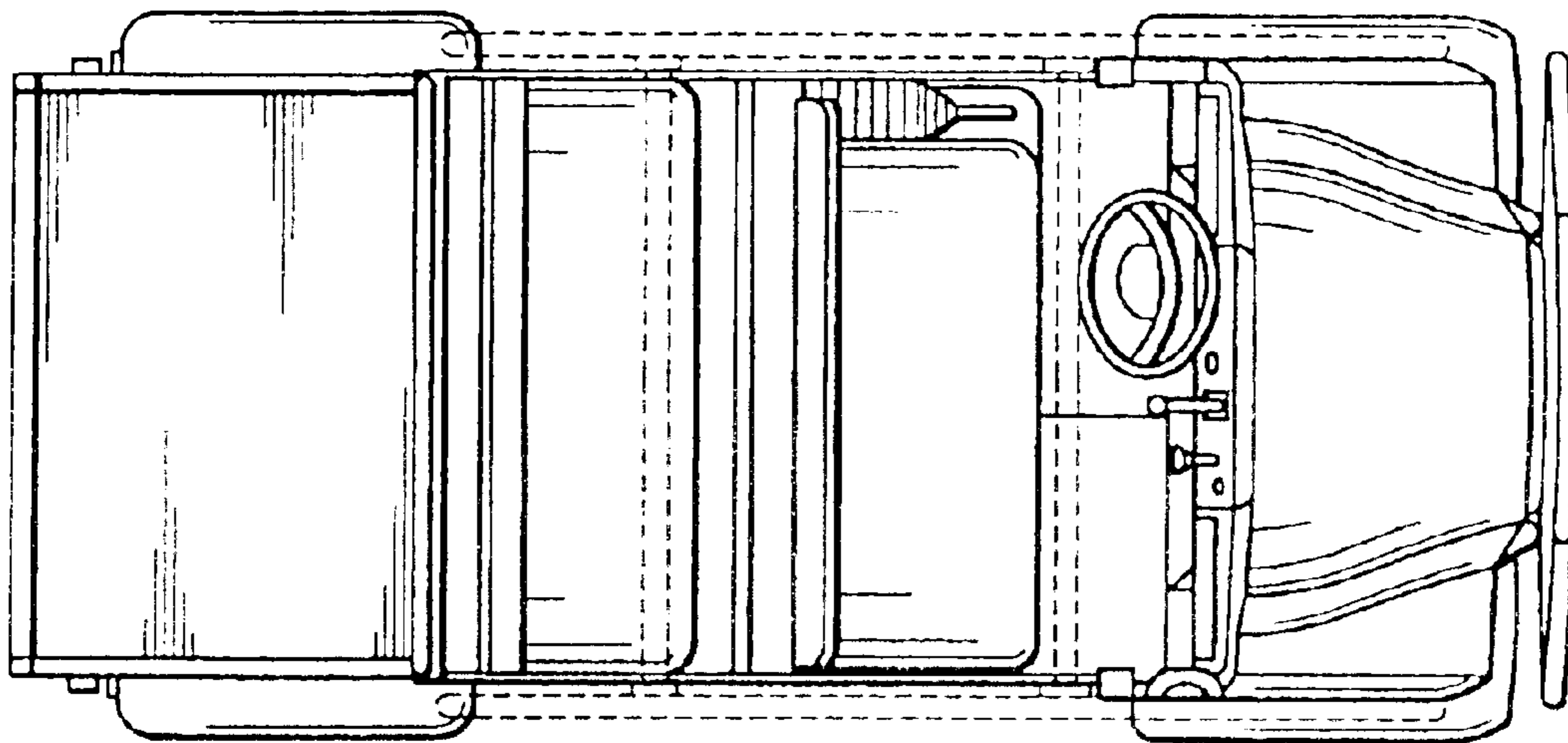


FIG. 2

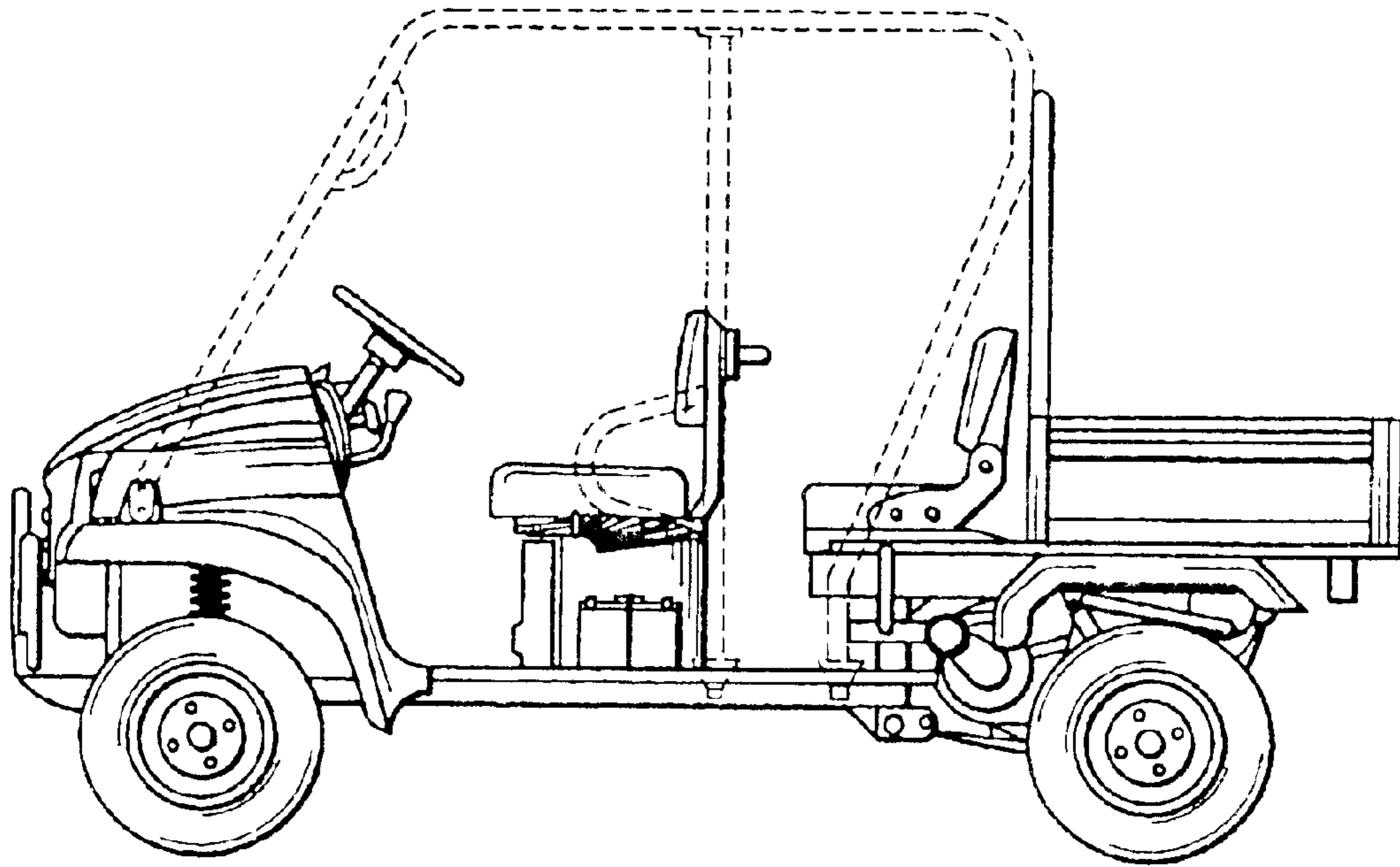


FIG. 3

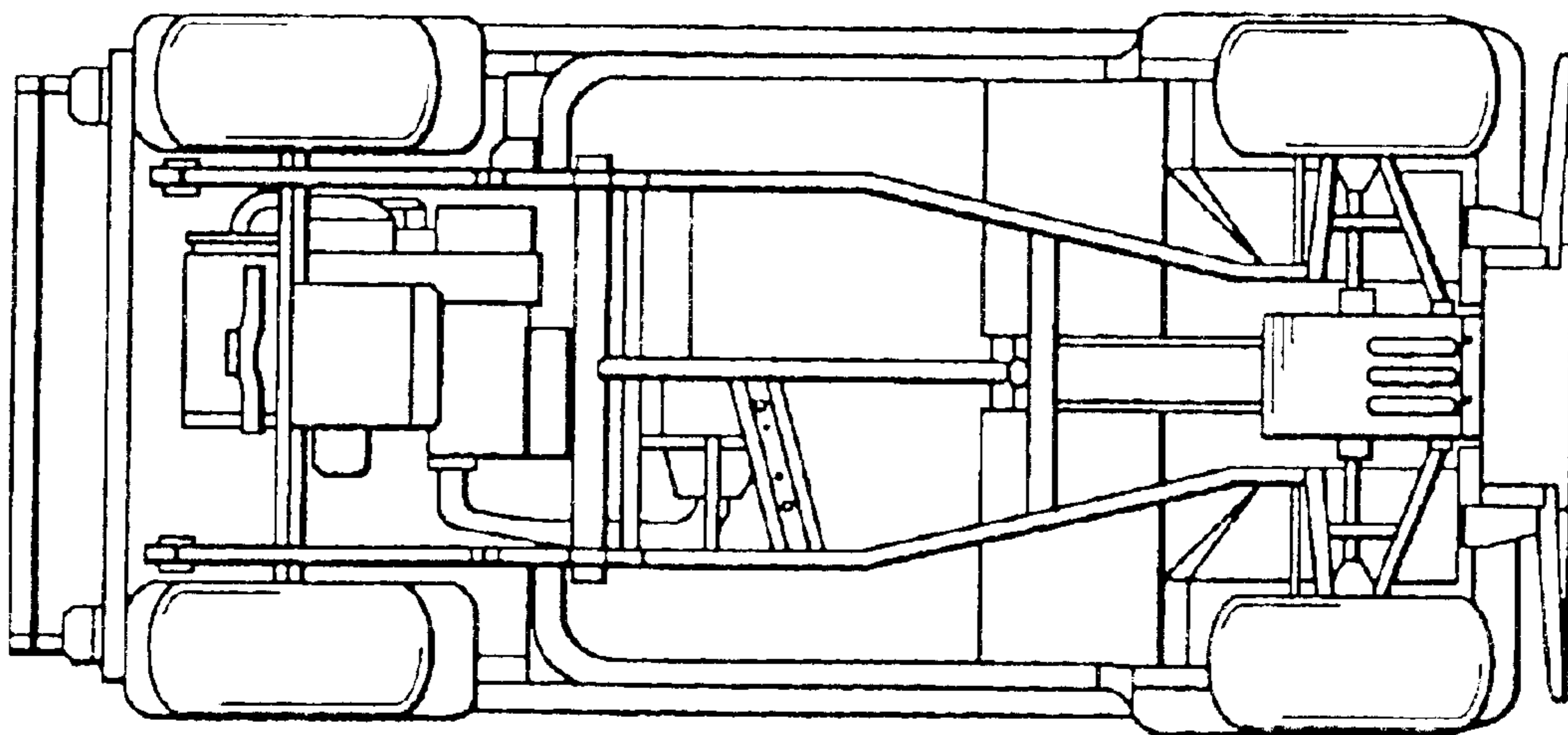


FIG. 4




FIG. 5

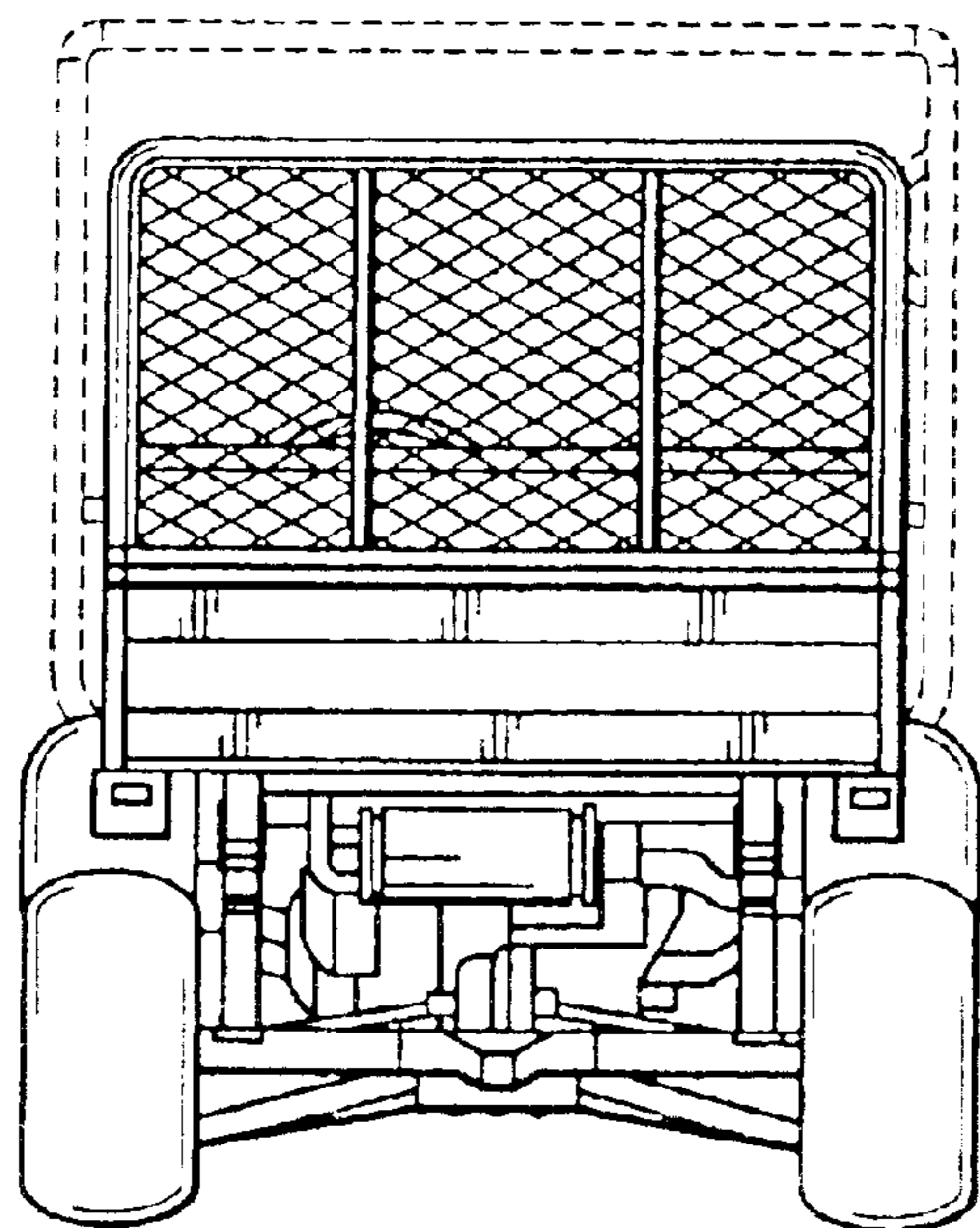


FIG. 6