

US00D503901S

(12) **United States Design Patent**  
**Strasser**

(10) **Patent No.: US D503,901 S**  
(45) **Date of Patent: \*\* Apr. 12, 2005**

(54) **WATCH BRACELET**

(75) **Inventor: Florian Strasser, Mainisberg (CH)**

(73) **Assignee: Movado Watch Company S.A.,  
Grenchen (CH)**

(\*\*) **Term: 14 Years**

(21) **Appl. No.: 29/178,871**

(22) **Filed: Apr. 1, 2003**

(51) **LOC (7) Cl. .... 11-01**

(52) **U.S. Cl. .... D11/3**

(58) **Field of Search ..... D11/1-25, 93-94;  
59/78, 79.2, 80-84; 63/1.11, 3, 3.1, 3.2,  
5.1-5.2, 7-11; D10/32; 224/175**

(56) **References Cited**

**U.S. PATENT DOCUMENTS**

- D108,891 S \* 3/1938 Preslinar ..... D11/12
- D109,736 S \* 5/1938 Sand ..... D11/93
- D121,917 S \* 8/1940 Pitman ..... D11/12
- D336,866 S \* 6/1993 Tasou ..... D11/4

D342,038 S \* 12/1993 Burgener ..... D11/3

\* cited by examiner

*Primary Examiner*—Ralf Seifert

(74) *Attorney, Agent, or Firm*—Fross Zelnick Lehrman & Zissu, P.C.; David T. Greenbaum, Esq.

(57) **CLAIM**

The ornamental design for a watch bracelet, as shown and described.

**DESCRIPTION**

FIG. 1 is a perspective view of a watch bracelet in an open position showing the new design;  
FIG. 2 is a side view of the watch bracelet shown in FIG. 1, the other side view being a mirror image thereof;  
FIG. 3 is a top view of the watch bracelet shown in FIG. 1;  
FIG. 4 is a bottom view of the watch bracelet shown in FIG. 1; and,  
FIG. 5 is a rear perspective view of the watch bracelet shown in FIG. 1, in a closed position.

The broken line showing of a watchcase, screws, and clasp mechanism is for illustrative purposes only and forms no part of the claimed design.

**1 Claim, 5 Drawing Sheets**





FIG. 1



FIG. 2

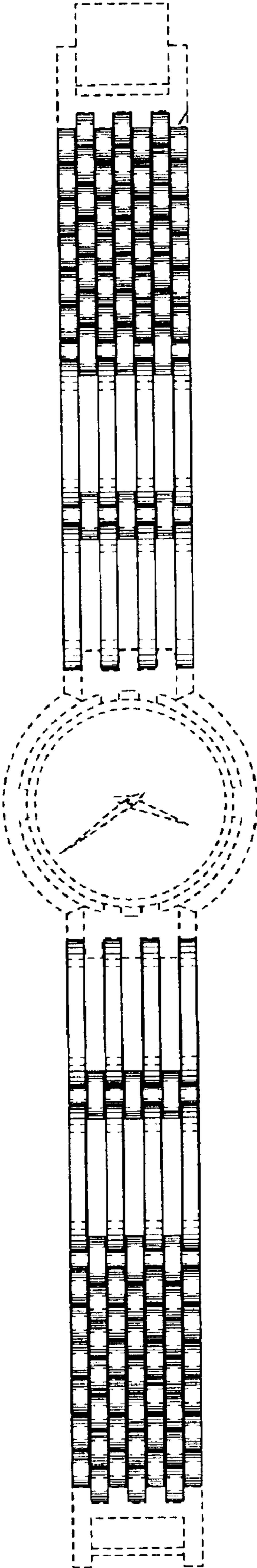


FIG. 3

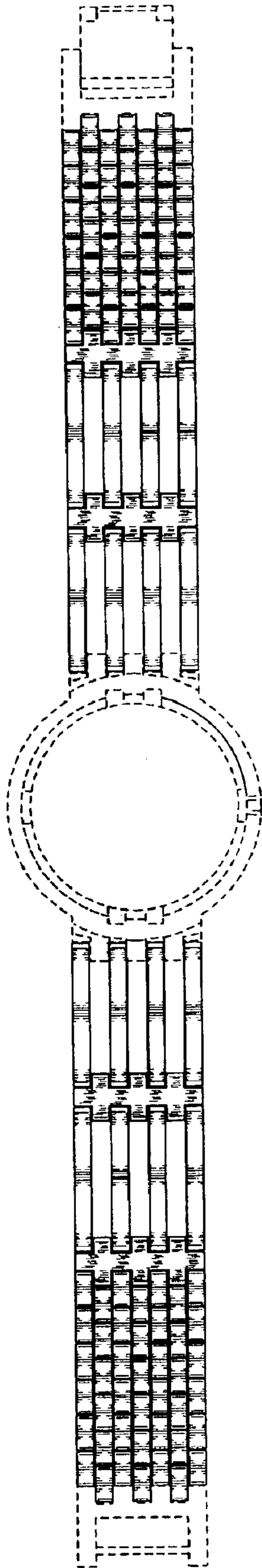


FIG. 4

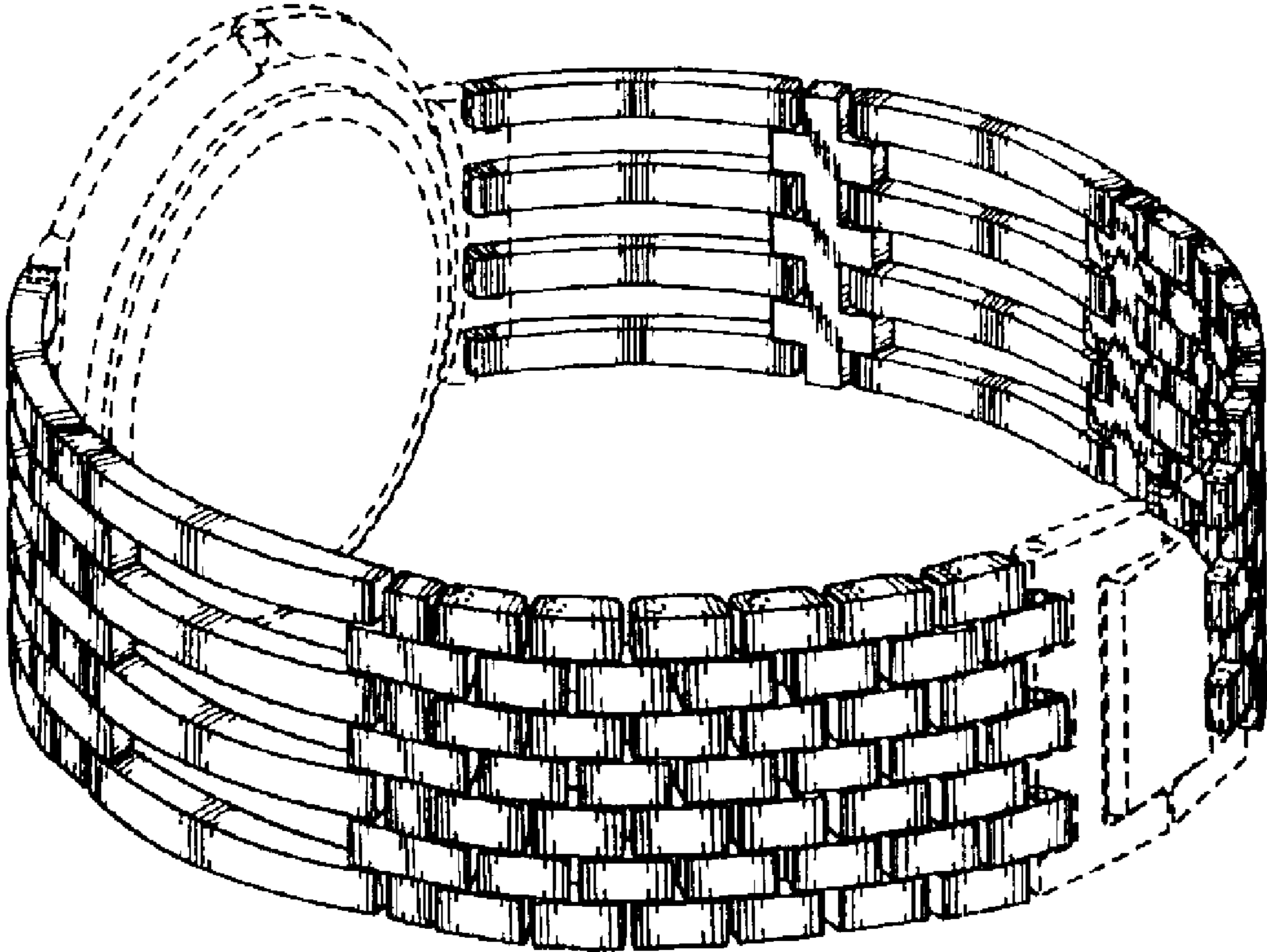


FIG. 5