



US00D503896S

(12) **United States Design Patent**
Vidal

(10) **Patent No.:** **US D503,896 S**

(45) **Date of Patent:** **** Apr. 12, 2005**

(54) **WATCH**

D417,158 S * 11/1999 Krauss D10/30

(75) **Inventor:** **Frédéric Vidal, Meulans (FR)**

* cited by examiner

(73) **Assignee:** **La Montre Hermes S.A., Brugg (CH)**

Primary Examiner—Nelson C. Holtje

(**) **Term:** **14 Years**

(74) *Attorney, Agent, or Firm*—Darby & Darby

(21) **Appl. No.:** **29/186,835**

(57) **CLAIM**

The ornamental design for a watch, as shown and described.

(22) **Filed:** **Jul. 22, 2003**

DESCRIPTION

(51) **LOC (7) Cl.** **10-02**

FIG. 1 is a front perspective view of a watch showing my new design;

(52) **U.S. Cl.** **D10/39**

FIG. 2 is a front elevation view thereof;

(58) **Field of Search** D10/30-39; 368/280-282,
368/276-277, 285, 293-294

FIG. 3 is a right side elevation view thereof;

FIG. 4 is a left side elevation view thereof;

FIG. 5 is a first end elevation view thereof;

FIG. 6 is a second end elevation view thereof with the second end being opposite the first end; and,

FIG. 7 is a rear elevation view thereof.


(56) **References Cited**

U.S. PATENT DOCUMENTS

D111,863 S * 10/1938 Stegeman D10/38

D113,771 S * 3/1939 Stegeman D10/38

1 Claim, 3 Drawing Sheets






FIG. 1

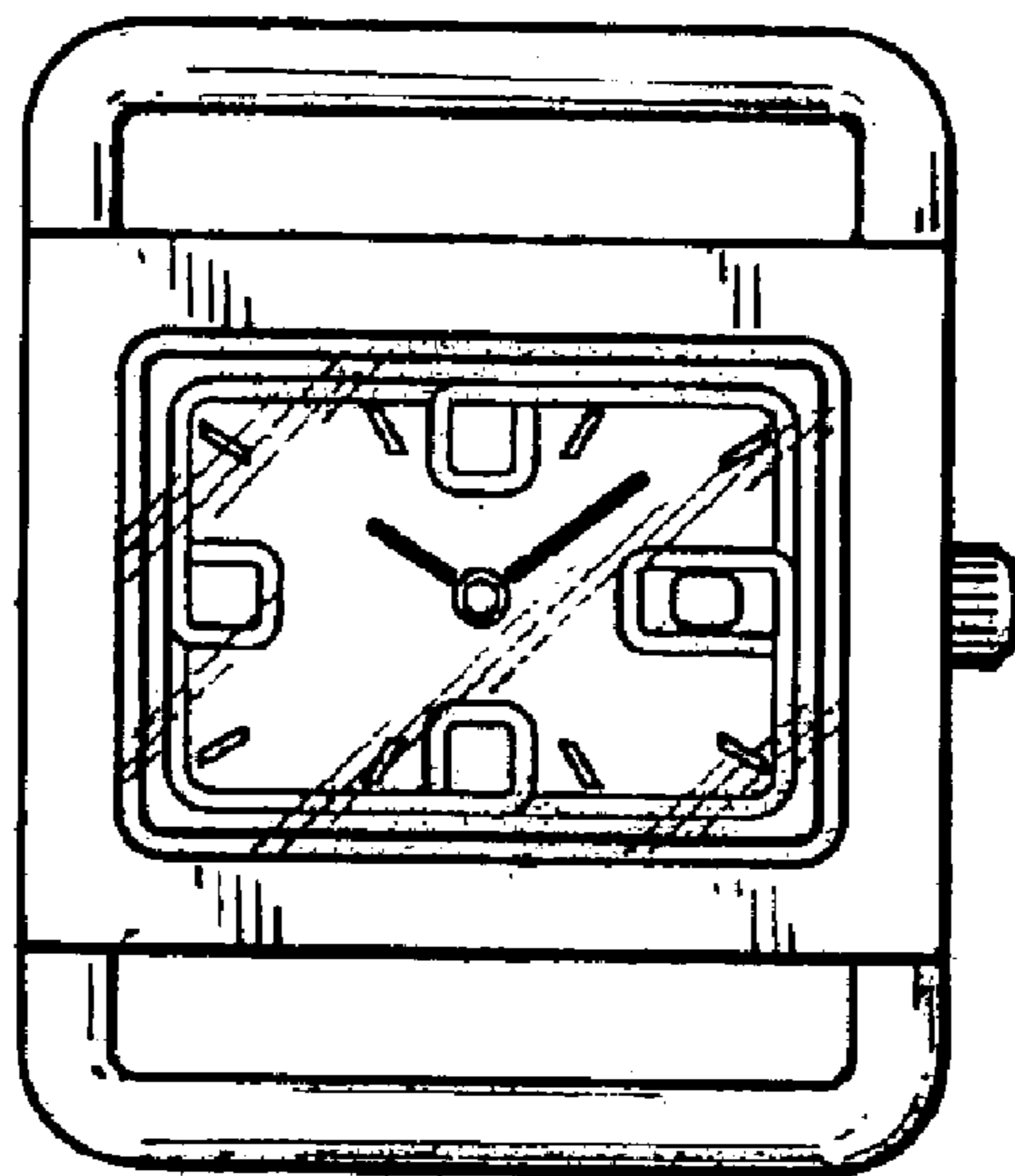


FIG. 2

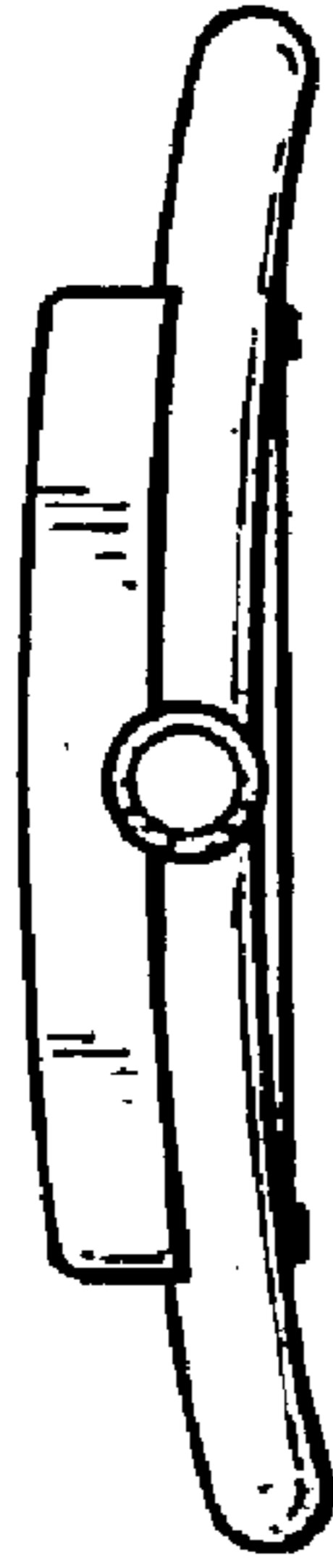


FIG. 3



FIG. 4




FIG. 5




FIG. 6

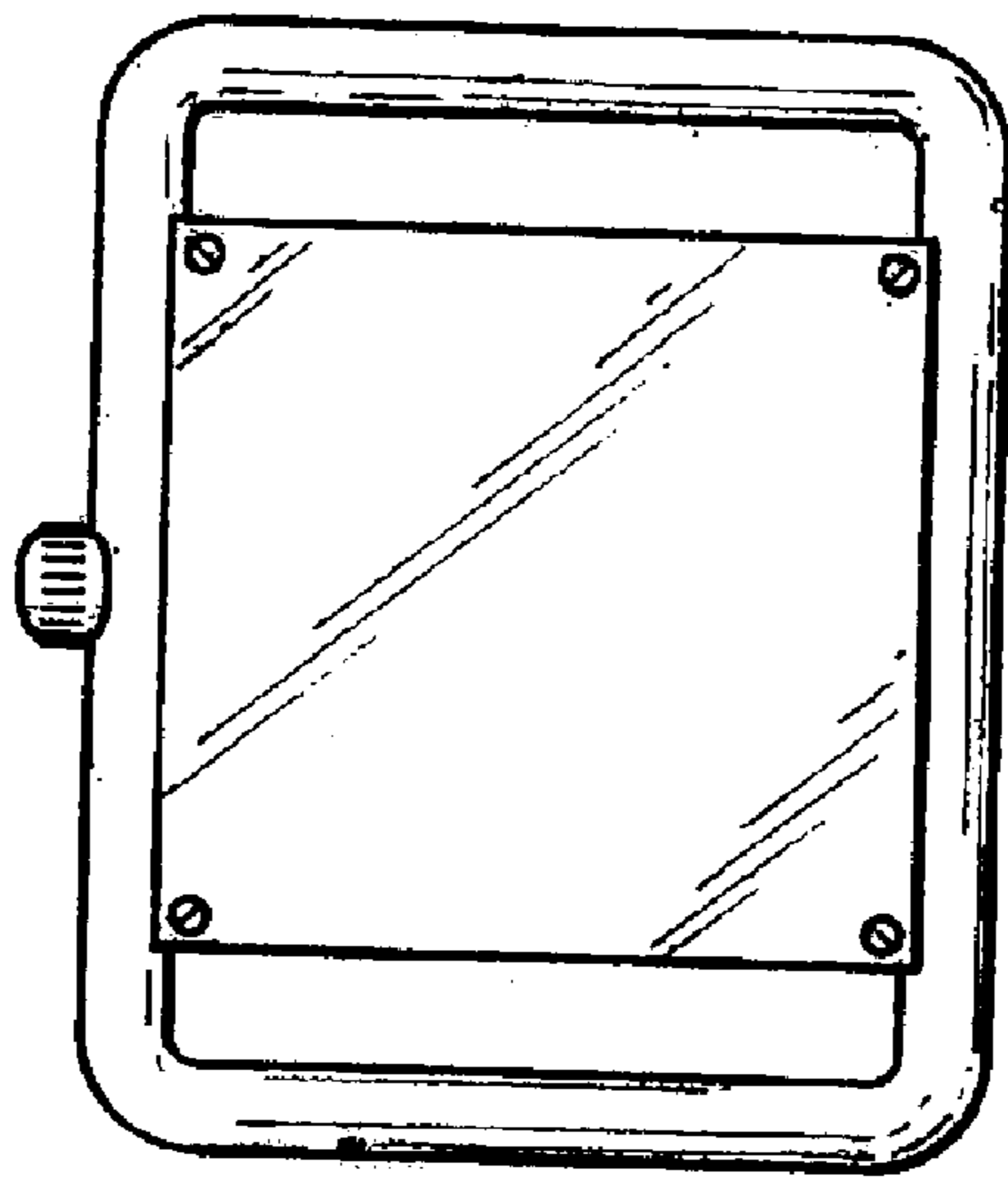


FIG. 7