

US00D503890S

(12) **United States Design Patent**
Thunberg et al.

(10) **Patent No.:** **US D503,890 S**
(45) **Date of Patent:** **** Apr. 12, 2005**

(54) **CONTAINER**
(75) **Inventors:** **Toby Thunberg**, New Albany, OH
(US); **Christopher W. Lussier**,
Milford, NH (US)
(73) **Assignee:** **Elmer's Products, Inc.**, Columbus, OH
(US)
(**) **Term:** **14 Years**

D403,592 S * 1/1999 Everard et al. D9/542
5,944,228 A * 8/1999 Gray
D413,807 S * 9/1999 Mikla D9/542
D414,117 S * 9/1999 Mikla D9/542
D433,637 S * 11/2000 Hailey et al. D9/542
D450,247 S * 11/2001 Johnson et al. D9/542
D457,069 S * 5/2002 Palaia D9/542
D481,639 S * 11/2003 Crawford D9/542
D482,624 S * 11/2003 Hadkte et al. D9/542
D486,741 S * 2/2004 Houghton D9/542
D486,742 S * 2/2004 Houghton D9/542

(21) **Appl. No.:** **29/191,684**

* cited by examiner

(22) **Filed:** **Oct. 10, 2003**

Primary Examiner—Carol Rademaker

(51) **LOC (7) Cl.** **09-01**

(74) *Attorney, Agent, or Firm*—Patterson, Thunte, Skaar &
Christensen, P.A.

(52) **U.S. Cl.** **D9/550; D9/558**

(58) **Field of Search** D9/500, 502–505,
D9/511, 513, 516, 529, 530, 537–540, 544–546,
549, 558; D28/4, 7; 215/382–384, 396,
398, 40; 220/212–215, 608, 666, 667, 669,
675

(57) **CLAIM**

We claim the ornamental design for a container, as shown.

(56) **References Cited**

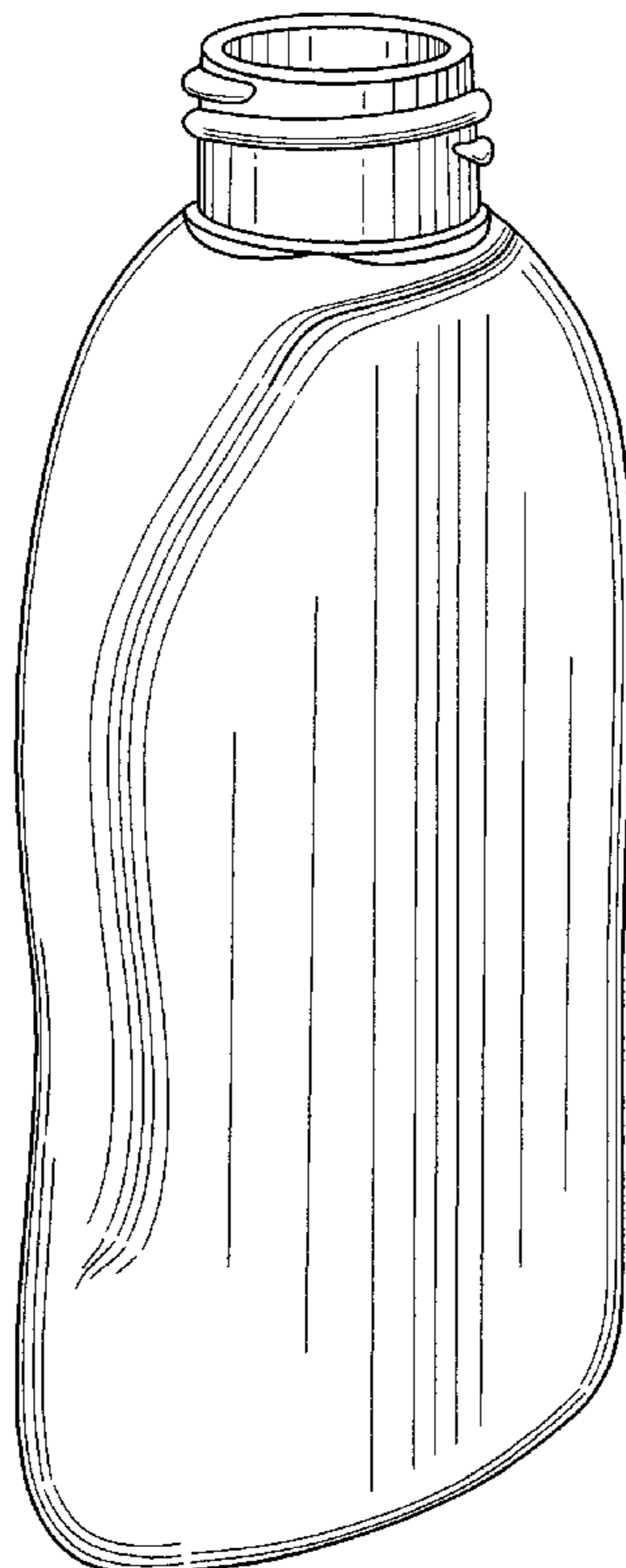
DESCRIPTION

U.S. PATENT DOCUMENTS

FIG. 1 is a perspective view of a container according to the invention.
FIG. 2 is a front elevational view thereof.
FIG. 3 is a rear elevational view thereof.
FIG. 4 is a top plan view thereof.
FIG. 5 is a left side elevational view thereof; and,
FIG. 6 is a right side elevational view thereof.

D168,390 S * 12/1952 Baird D9/574
5,370,266 A * 12/1994 Woodruff 222/212 X
D368,859 S * 4/1996 LoPreto D9/542
5,542,585 A * 8/1996 Peters et al. 222/531
D376,980 S * 12/1996 LoPreto D9/542

1 Claim, 3 Drawing Sheets



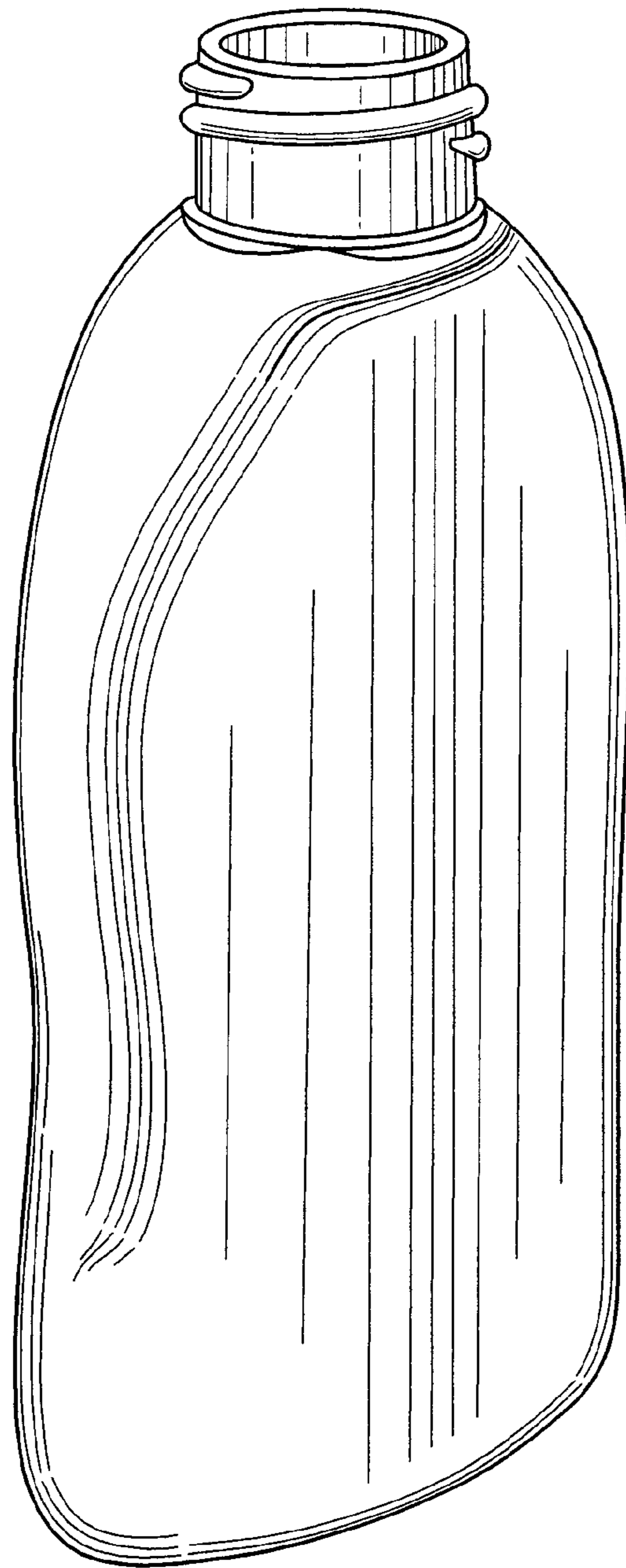


FIG. 1

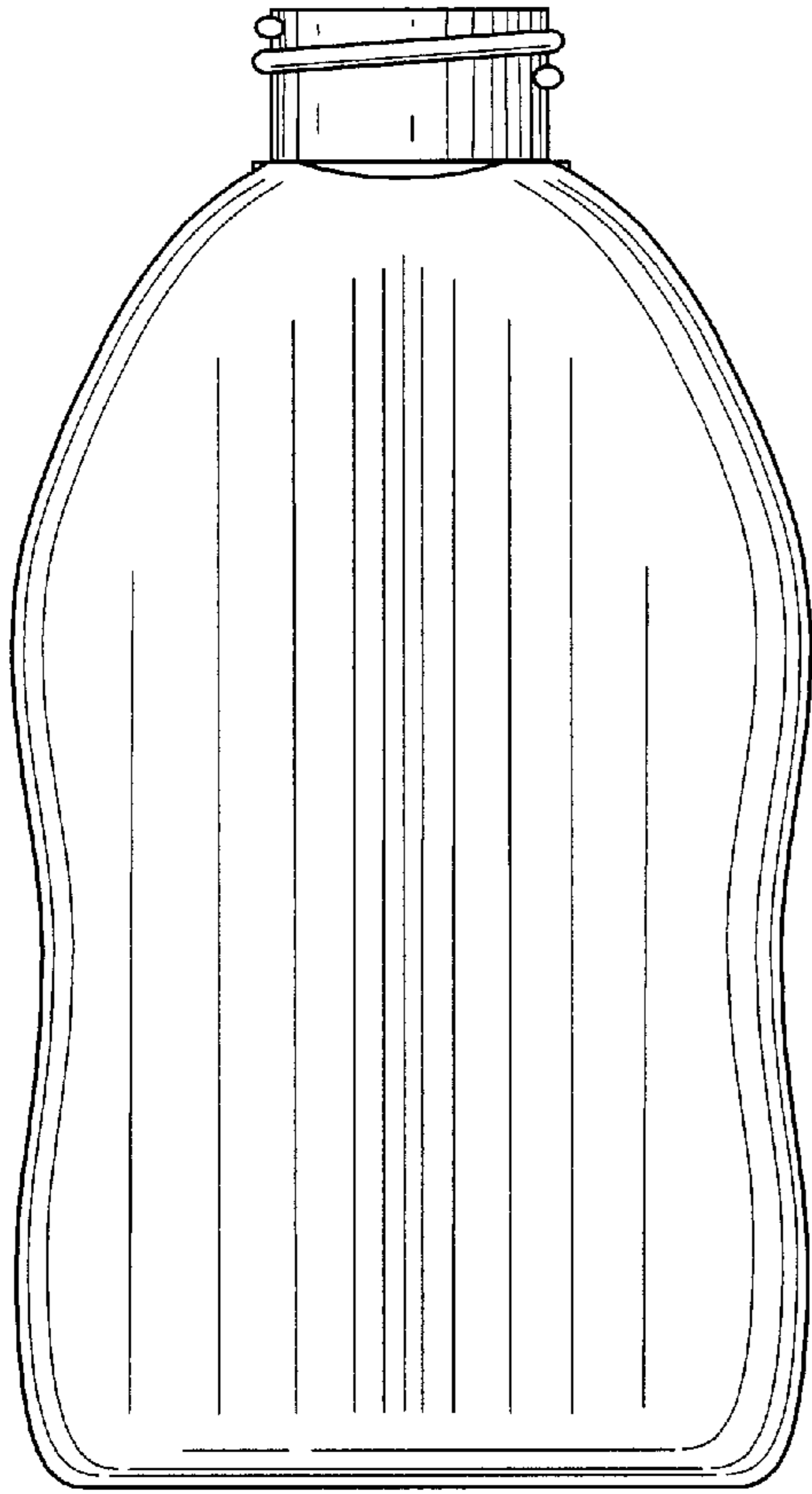


FIG. 2

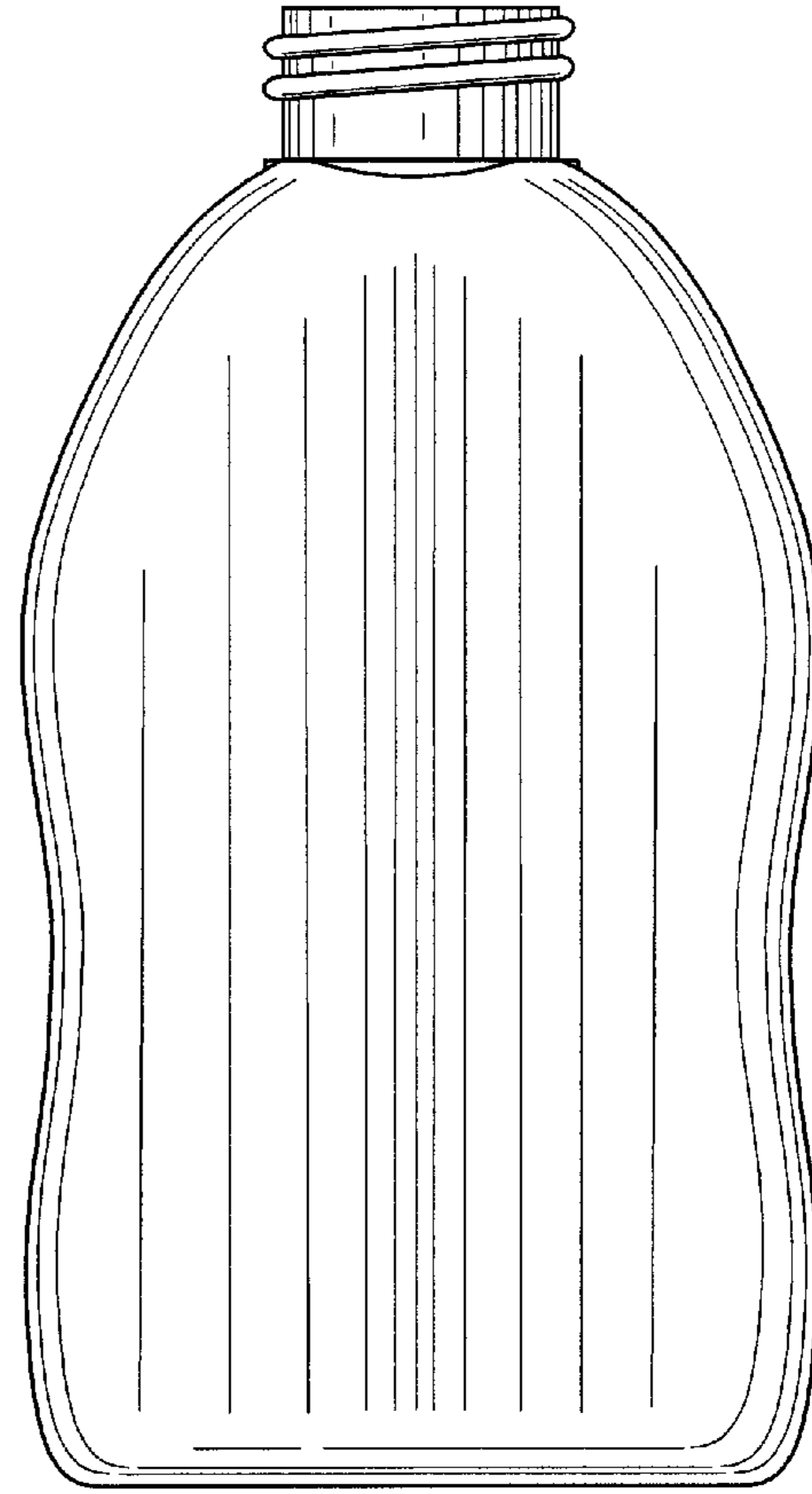


FIG. 3

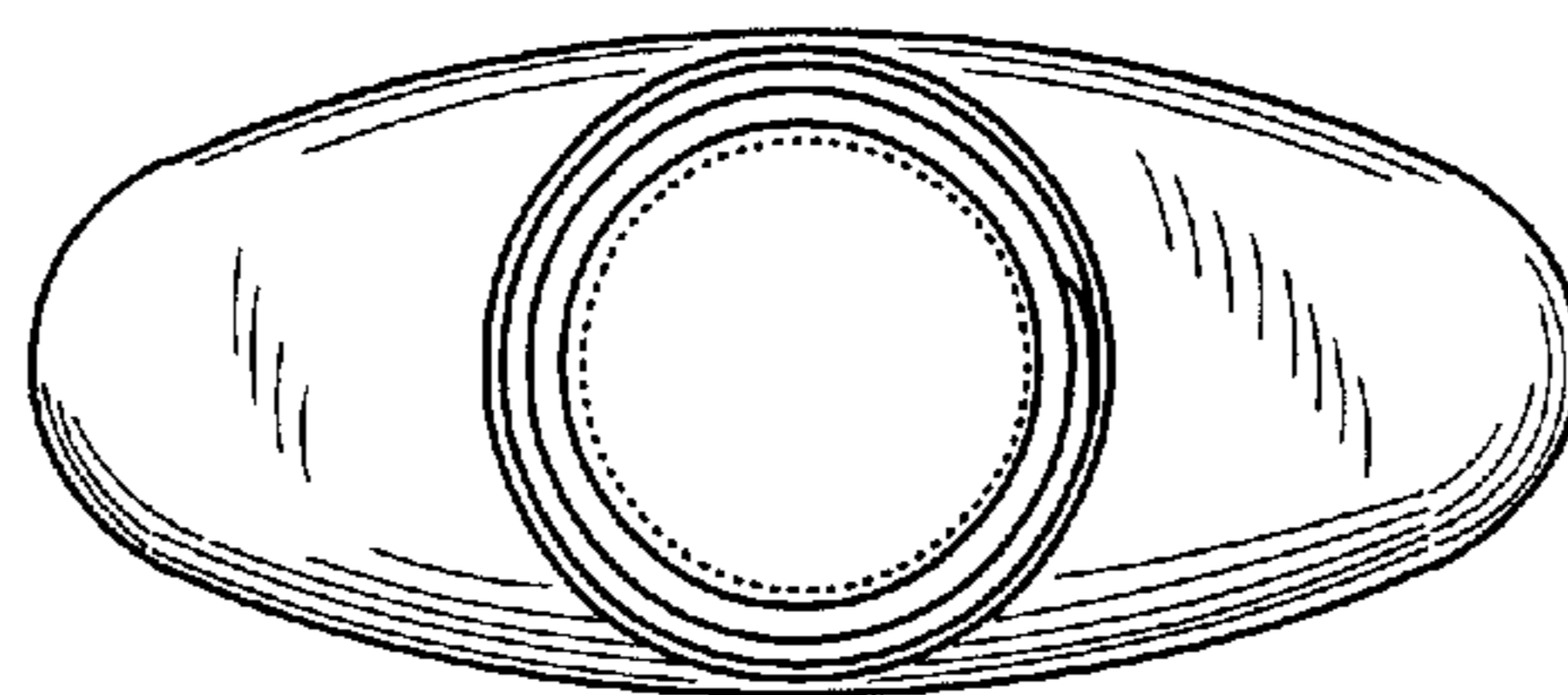


FIG. 4

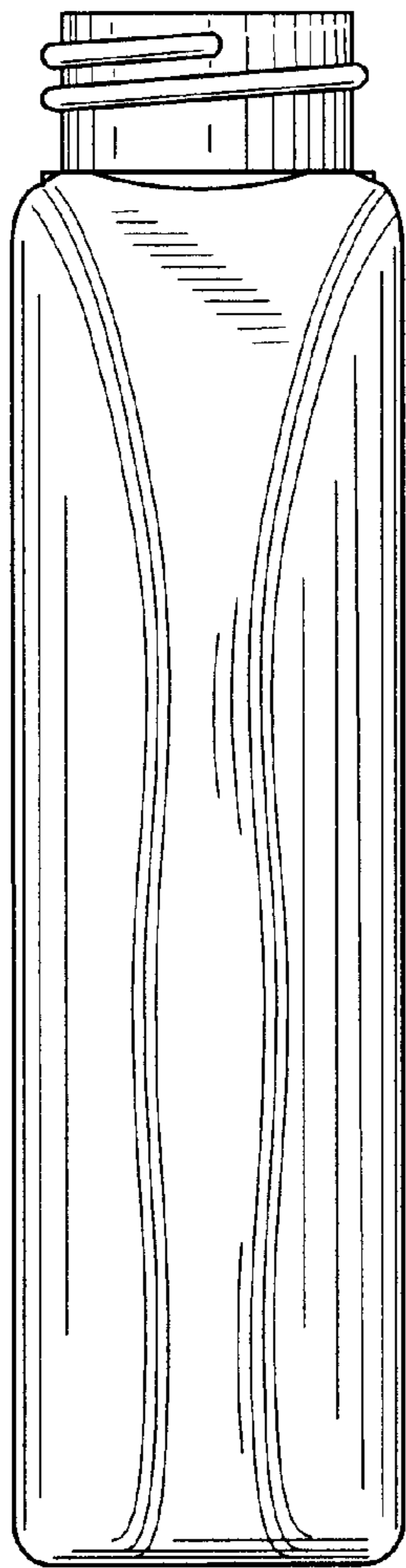


FIG. 5

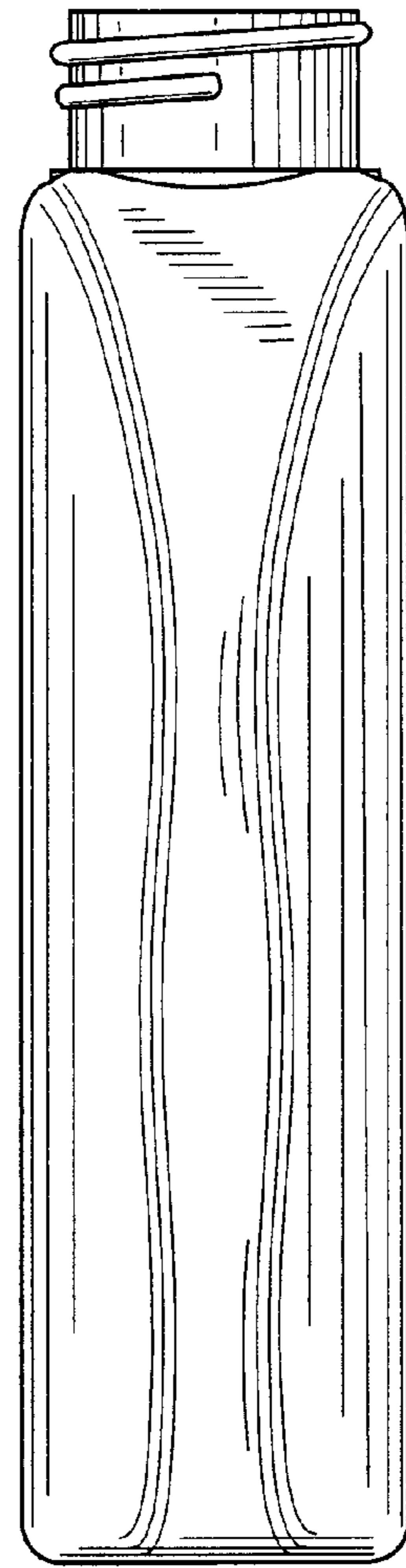


FIG. 6