

US00D503885S

(12) **United States Design Patent**
Bretz et al.

(10) **Patent No.:** **US D503,885 S**
(45) **Date of Patent:** **** Apr. 12, 2005**

(54) **BOTTLE**
(75) Inventors: **John M. Bretz**, Crystal Lake, IL (US);
John L. Konieczka, Lake Barrington,
IL (US); **Scott A. Schoessel**, Evanston,
IL (US); **Jill Maine**, Chicago, IL (US);
Thomas C. Van Dyk, Ramsey, NJ (US)

(73) Assignee: **Stokely-Van Camp, Inc.**, Chicago, IL
(US)

(**) Term: **14 Years**

(21) Appl. No.: **29/209,572**

(22) Filed: **Jul. 16, 2004**

Related U.S. Application Data

(62) Division of application No. 29/207,829, filed on Jun. 18,
2004, which is a continuation of application No. 29/169,384,
filed on Oct. 18, 2002, now abandoned.

(51) **LOC (7) Cl.** **09-01**

(52) **U.S. Cl.** **D9/434; D9/539; D9/554**

(58) **Field of Search** D9/600, 667, 434,
D9/500-504, 516-520, 537-543, 549-564,
569-570; 215/379-383, 400; 220/890

(56) **References Cited**

U.S. PATENT DOCUMENTS

D61,658 S * 11/1922 Graham D9/538
D294,462 S 3/1988 Ota et al.
D295,382 S 4/1988 Rogler
4,805,788 A 2/1989 Akiho
D300,805 S 4/1989 Rogler et al.
4,863,046 A 9/1989 Collette et al.
5,005,716 A 4/1991 Eberle
D316,966 S * 5/1991 York D9/538
5,178,290 A 1/1993 Ota et al.

5,337,909 A 8/1994 Vaillencourt
D364,565 S 11/1995 Vaillencourt et al.
D382,799 S 8/1997 Darr
D421,720 S * 3/2000 Eberle et al. D9/500
D426,460 S 6/2000 Krishnakumar et al.
D433,322 S 11/2000 Krishnakumar et al.
D439,166 S * 3/2001 Denner et al. D9/538
D440,877 S 4/2001 Lichtman et al.
D441,641 S 5/2001 Piccioli et al.
D448,673 S 10/2001 Bretz et al.
D450,581 S 11/2001 Lichtman et al.
D456,704 S 5/2002 Ranchetti
D457,055 S 5/2002 Ranchetti
D457,056 S 5/2002 Ranchetti
D461,418 S * 8/2002 Lichtman et al. D9/539

* cited by examiner

Primary Examiner—Sandra L. Morris

(74) *Attorney, Agent, or Firm*—Lars S. Johnson; James D.
Ryndak

(57) **CLAIM**

The ornamental design for a bottle, as shown and described.

DESCRIPTION

FIG. 1 is a perspective view of a bottle showing the new
design;

FIG. 2 is an elevational view thereof, the opposite view
being identical;

FIG. 3 is another elevational view thereof, representing a
partial rotation of the bottle about its vertical axis from the
elevational view depicted in FIG. 2, the opposite elevational
view being identical;

FIG. 4 is a top plan thereof; and,

FIG. 5 is a bottom plan thereof.

The broken line showing is for illustrative purposes only,
and forms no part of the claimed design.

1 Claim, 2 Drawing Sheets

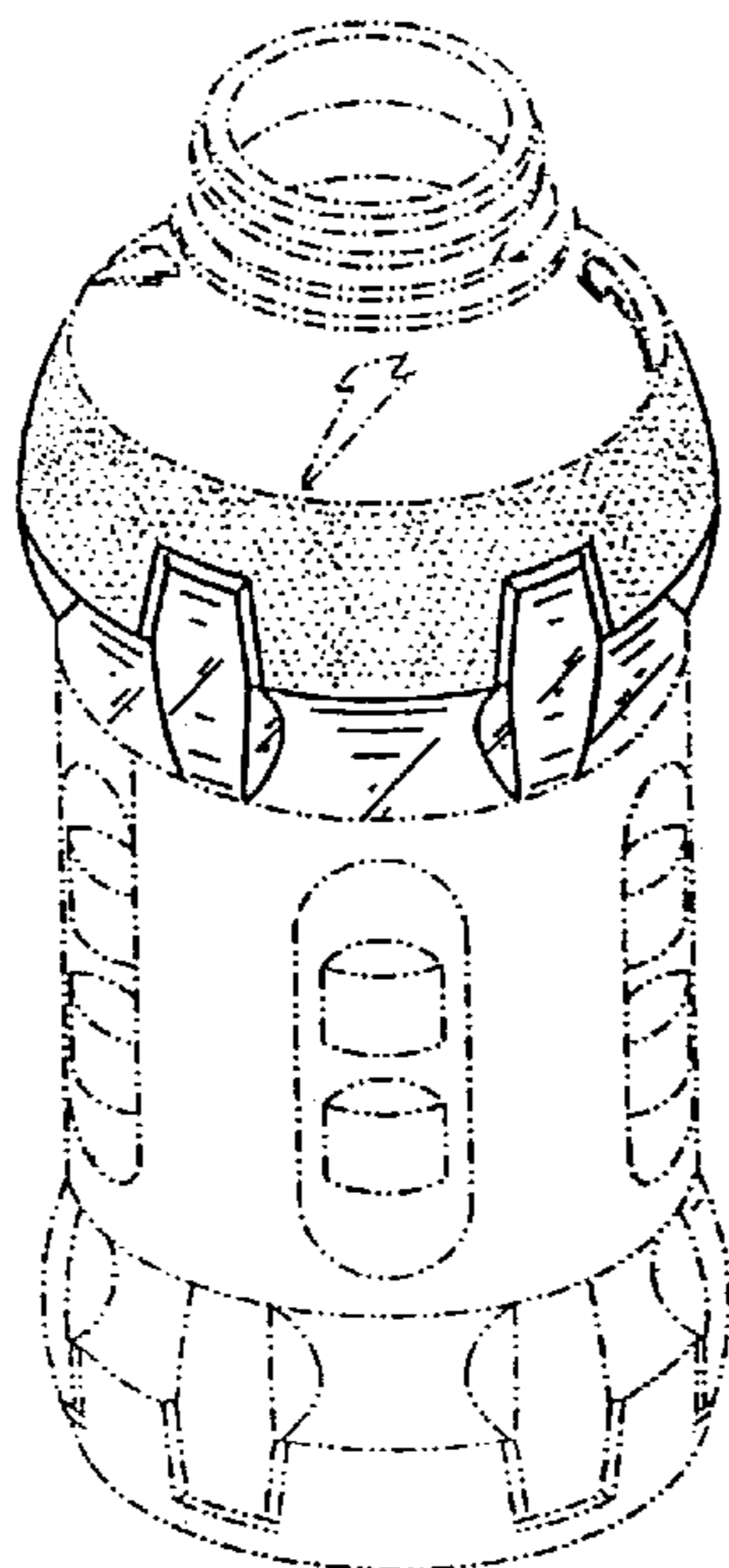


FIG. 1

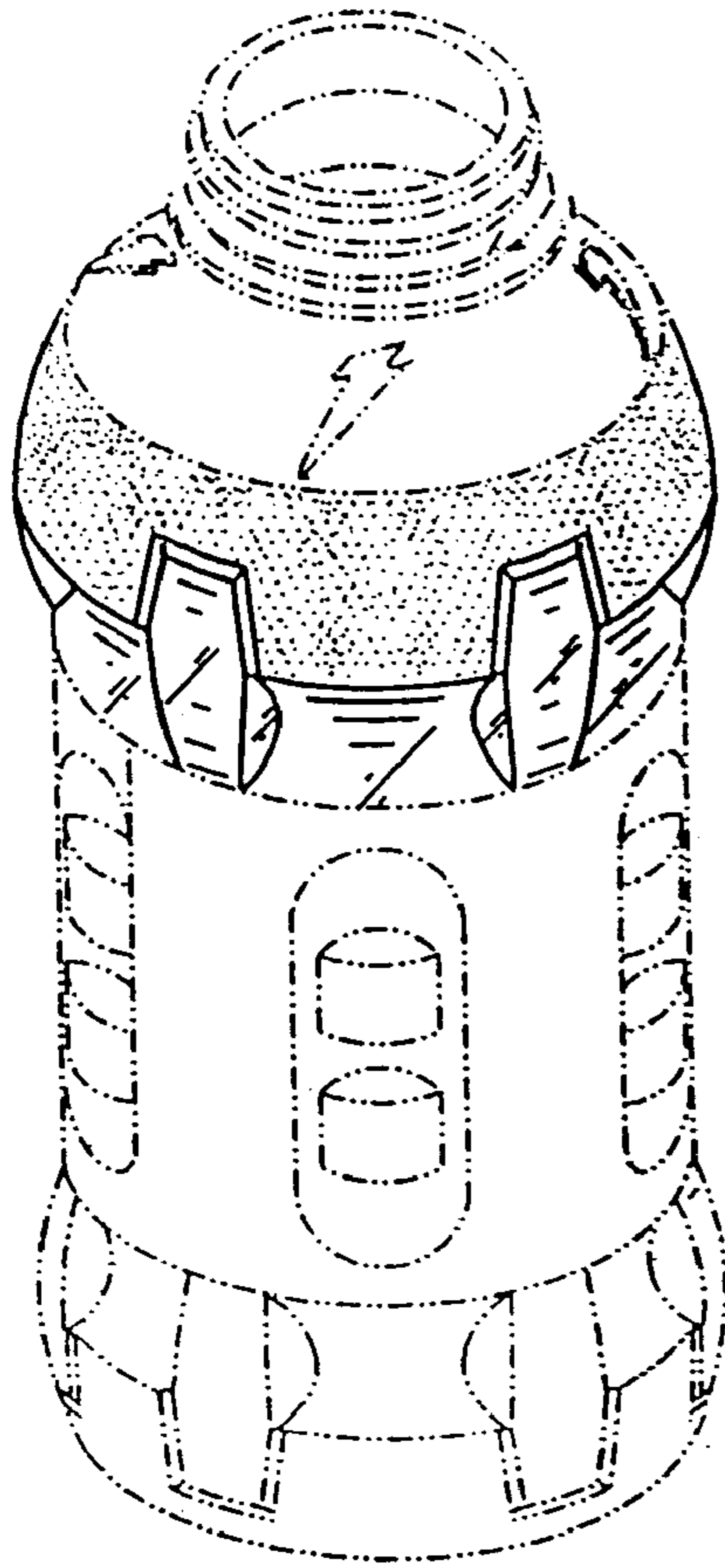


FIG. 2

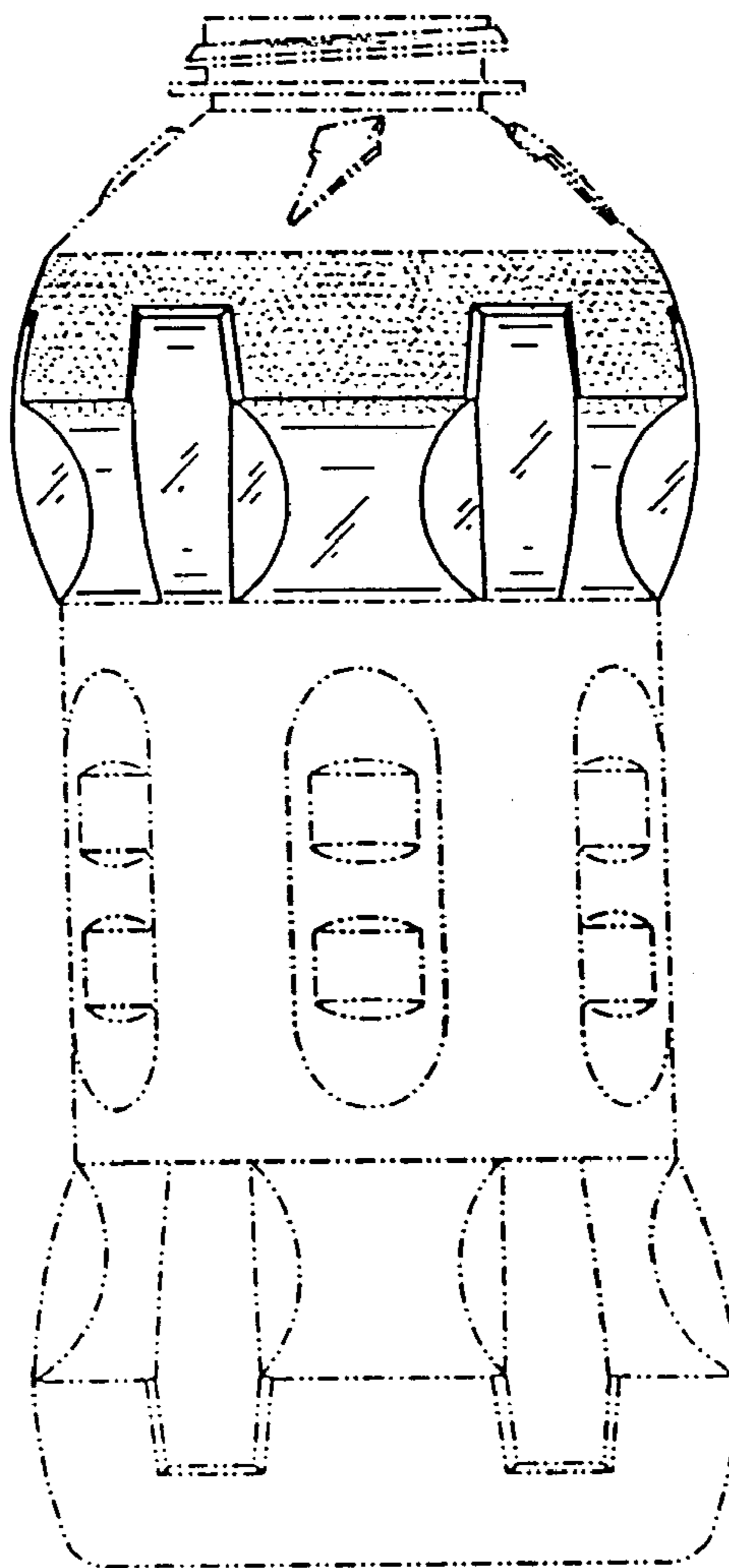


FIG. 3

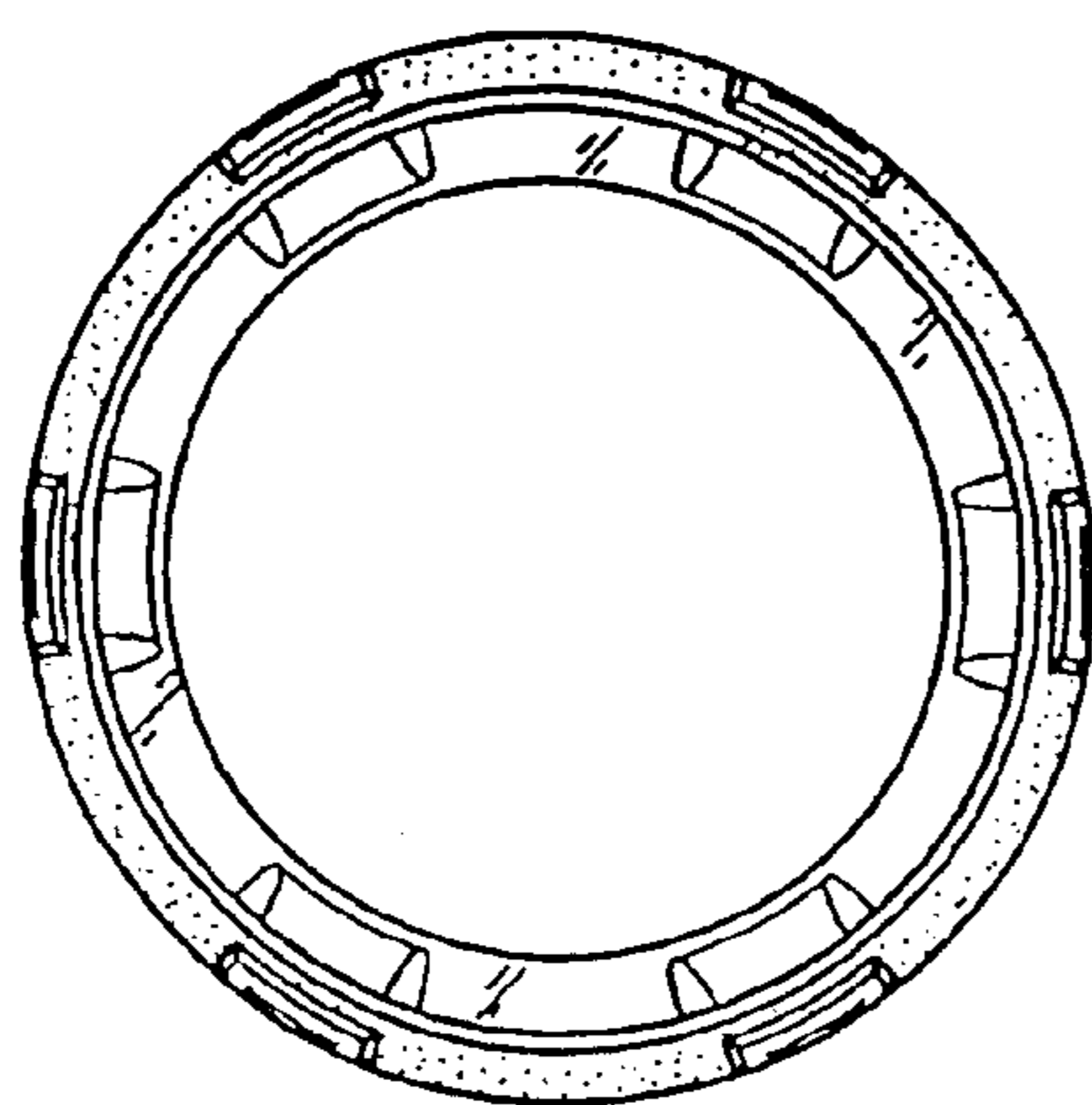
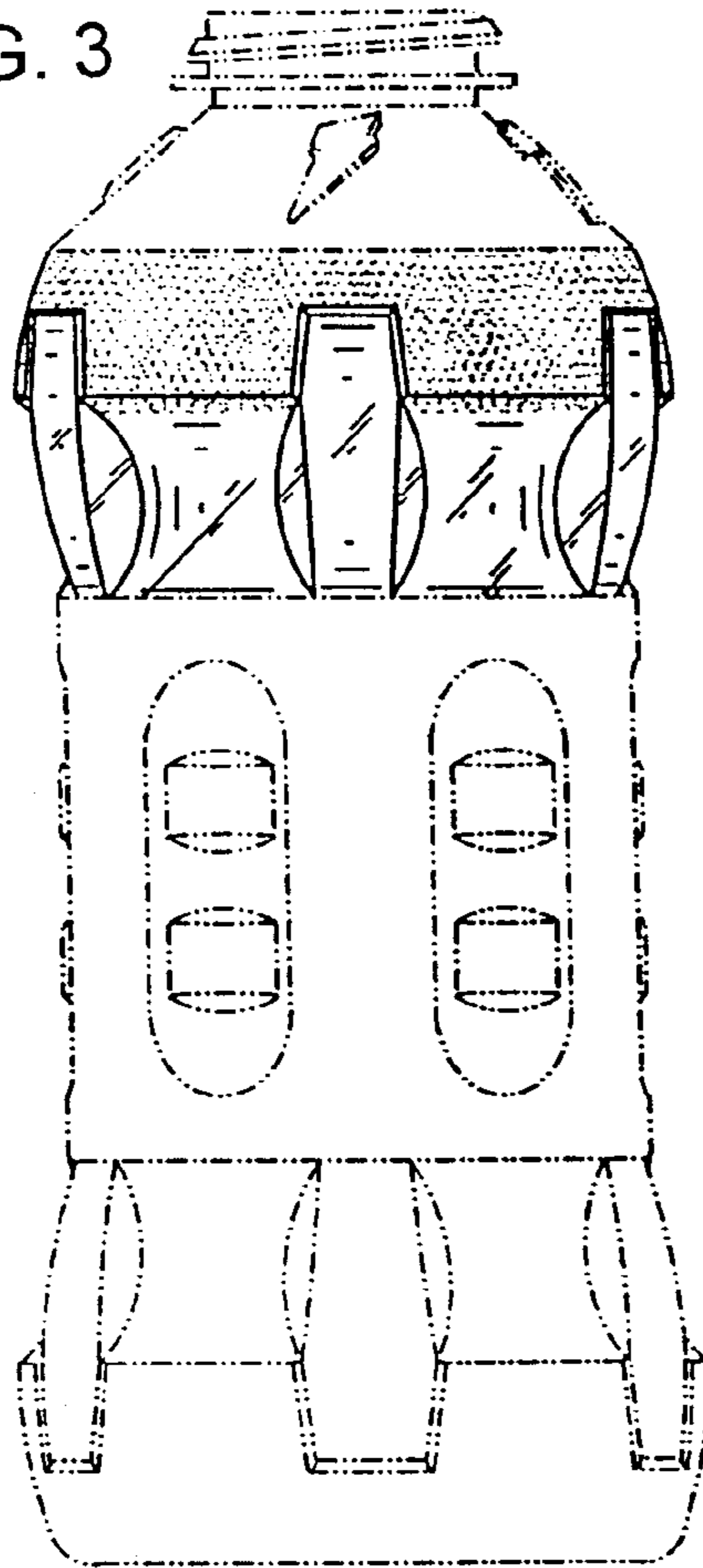


FIG. 4

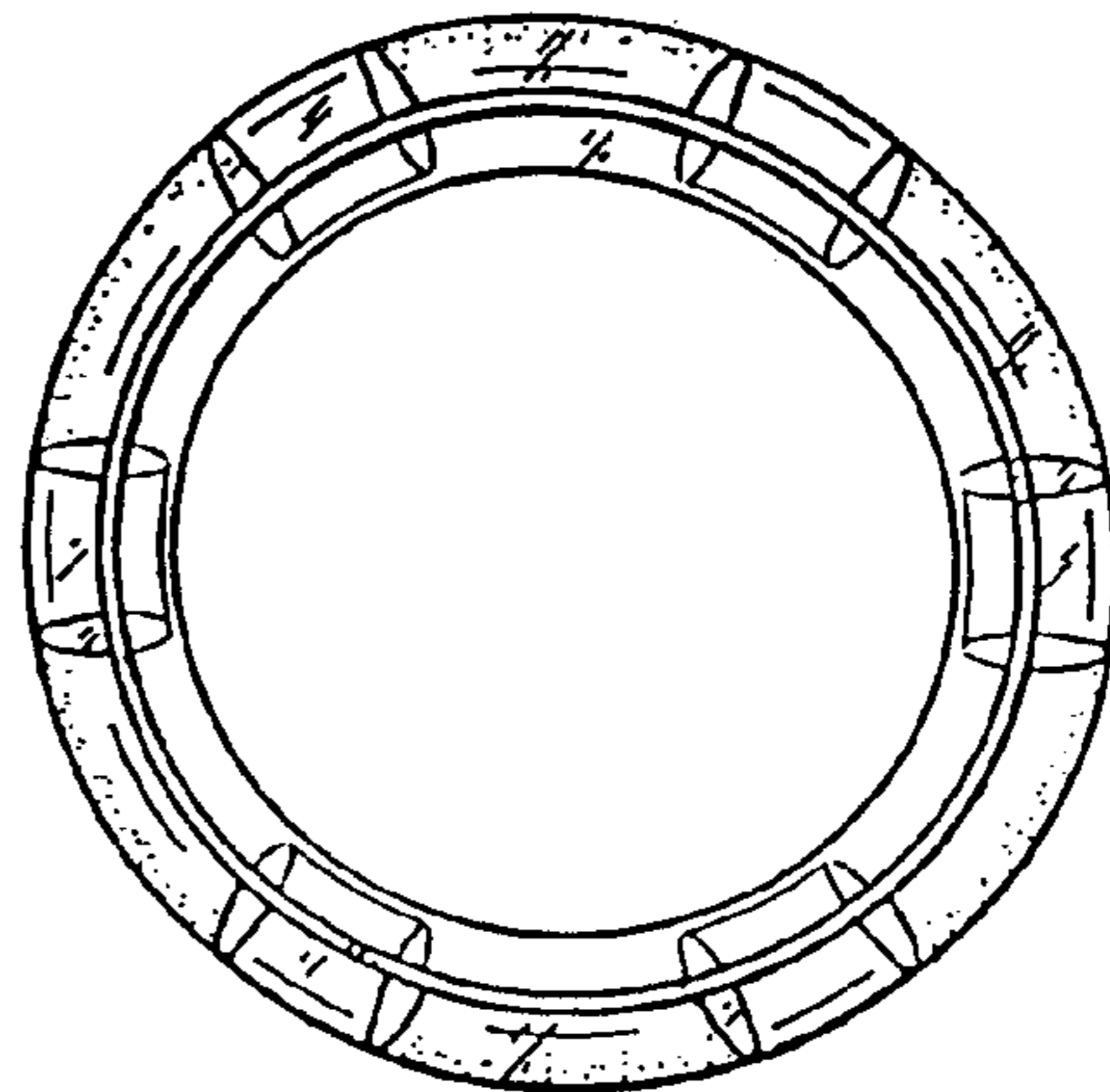


FIG. 5