

US00D503879S

(12) **United States Design Patent**
Watson

(10) **Patent No.:** **US D503,879 S**
(45) **Date of Patent:** **** Apr. 12, 2005**

- (54) **IMPACT DRIVER**
- (75) Inventor: **James B. Watson**, Falston, MD (US)
- (73) Assignee: **Black & Decker Inc.**, Newark, DE (US)
- (**) Term: **14 Years**
- (21) Appl. No.: **29/201,099**
- (22) Filed: **Mar. 10, 2004**

- D378,268 S * 3/1997 Schultz D8/68
- D392,863 S 3/1998 Sugimoto et al.
- D400,416 S 11/1998 Zurwelle
- D403,219 S 12/1998 Bosten et al.
- D404,276 S 1/1999 Ghode et al.
- D411,947 S 7/1999 Sugimoto et al.
- D419,413 S 1/2000 Heun
- D424,902 S 5/2000 Gildersleeve et al.
- D428,320 S 7/2000 Ohi et al.
- D431,766 S 10/2000 Zurwelle
- D435,414 S 12/2000 Etter et al.
- D437,761 S 2/2001 Okumura et al.
- D446,704 S 8/2001 Shibata et al.
- 6,431,289 B1 * 8/2002 Potter et al. 173/217
- D462,594 S 9/2002 Flickinger

Related U.S. Application Data

(63) Continuation of application No. 29/181,913, filed on May 15, 2003, now Pat. No. Des. 493,344.

- (51) **LOC (7) Cl.** **08-05**
- (52) **U.S. Cl.** **D8/68**
- (58) **Field of Search** D8/14.1, 61, 62, D8/63, 64, 65, 66, 67, 68, 69, 70; 81/57.11, 429, 464, 465, 466, 469, 489; 173/13, 169, 178, 213, 217; 227/8, 114, 120, 130, 136, 142; 310/50; 408/20, 124, 125, 234, 241 R; 451/358

(Continued)

FOREIGN PATENT DOCUMENTS

- DE M9003635 4/1991
- DE M9300144 1/1993

(Continued)

Primary Examiner—Joel A. Sincavage
Assistant Examiner—T. Chase Nelson
 (74) *Attorney, Agent, or Firm*—Michael P. Leary; Charles E. Yocum; Adan Ayala

(56) **References Cited**

U.S. PATENT DOCUMENTS

- D156,319 S 12/1949 Bushnell
- D159,044 S 6/1950 Bushnell
- D295,714 S 5/1988 Sasaki et al.
- D296,412 S 6/1988 Nelson et al.
- D296,655 S 7/1988 Yonezawa et al.
- D320,917 S 10/1991 Fushiya et al.
- D329,580 S 9/1992 Sasaki et al.
- D335,073 S 4/1993 Anthony et al.
- D339,046 S 9/1993 Fushiya et al.
- D340,394 S 10/1993 Okumura
- D340,396 S 10/1993 Ichikawa
- D342,430 S 12/1993 Saito et al.
- D345,090 S 3/1994 Okumura
- D345,682 S 4/1994 Sasaki et al.
- D362,167 S * 9/1995 Zurwelle D8/68
- D368,214 S 3/1996 Zurwelle
- D376,969 S 12/1996 Kazamaki et al.

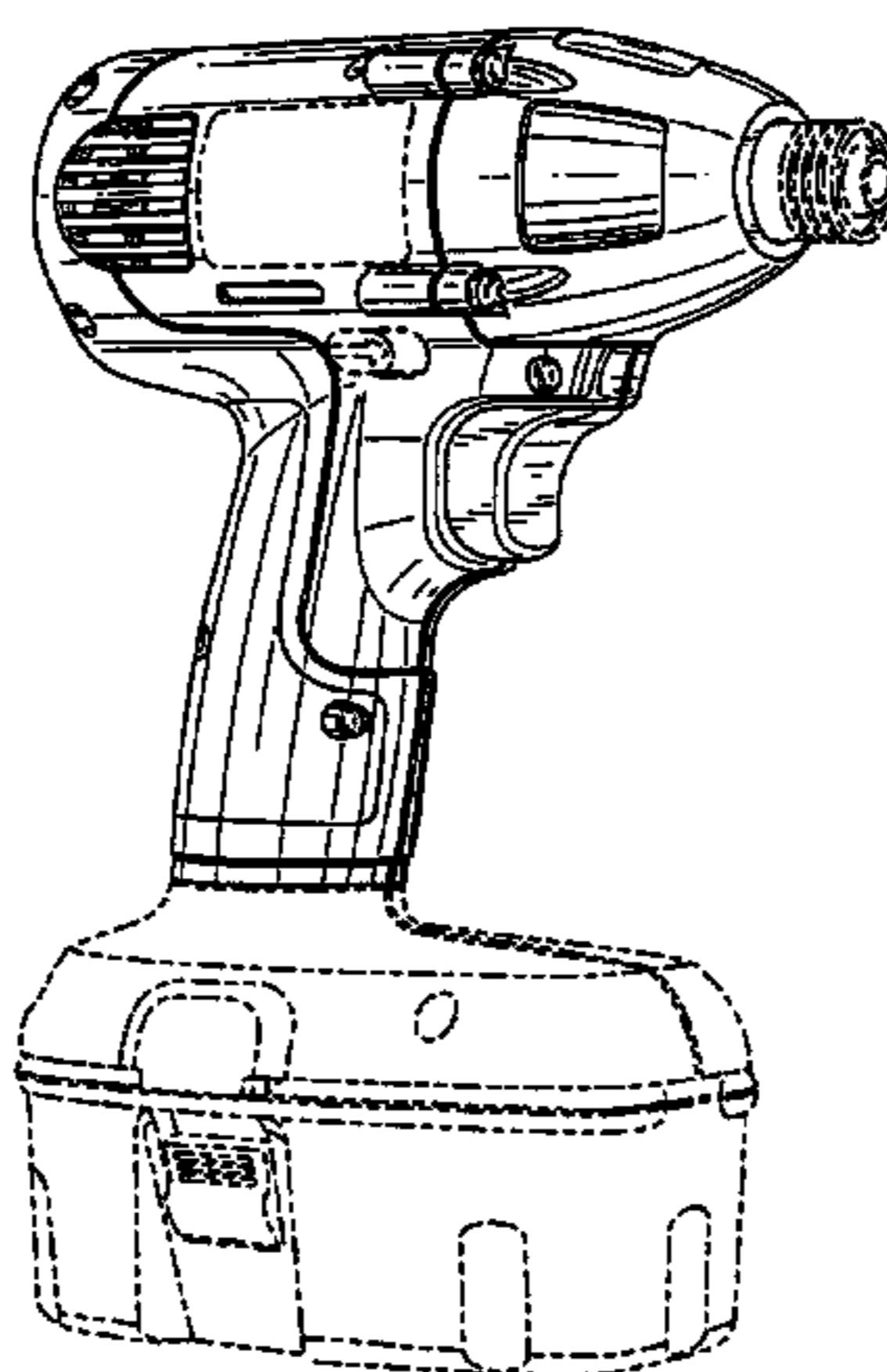
(57) **CLAIM**

The ornamental design for an impact driver, as shown and described.

DESCRIPTION

FIG. 1 is a right front perspective view of an impact driver showing a first embodiment of my new design.
 FIG. 2 is a front view thereof.
 FIG. 3 is a rear view thereof.
 FIG. 4 is a right side view thereof.
 FIG. 5 is a left side view thereof.
 FIG. 6 is a top view thereof; and,
 FIG. 7 is a bottom view thereof.
 The broken lines and the areas within the broken lines form no part of the claimed ornamental design.

1 Claim, 7 Drawing Sheets



US D503,879 S

Page 2

U.S. PATENT DOCUMENTS

D466,777 S	12/2002	Watson	JP	974614	2/1997
D467,147 S	12/2002	Watson	JP	1000127	9/1997
D467,148 S	* 12/2002	Flickinger	JP	940467	11/1997
D467,780 S	12/2002	Koizumi	JP	978522	11/1997
6,502,648 B2	* 1/2003	Milbourne	JP	929887	5/1998
D477,205 S	* 7/2003	Sakai et al.	JP	941441	2/1999
D494,435 S	* 8/2004	Hayakawa et al.	JP	1096121	7/1999
			JP	1054480	8/1999
			JP	1060911	10/1999

FOREIGN PATENT DOCUMENTS

DE	M9301028	7/1993	JP	1102373	11/1999
DE	M9402042	8/1994	JP	1059154	1/2000
DE	49808551	9/1999	JP	1068025	1/2000
DE	40005042	8/2000	JP	1089085	8/2000
DE	40009556	6/2001	JP	1109595	5/2001
JP	929563	7/1995	JP	1123614	8/2001
JP	941441	12/1995	JP	1123929	8/2001
JP	971900	10/1996			

* cited by examiner

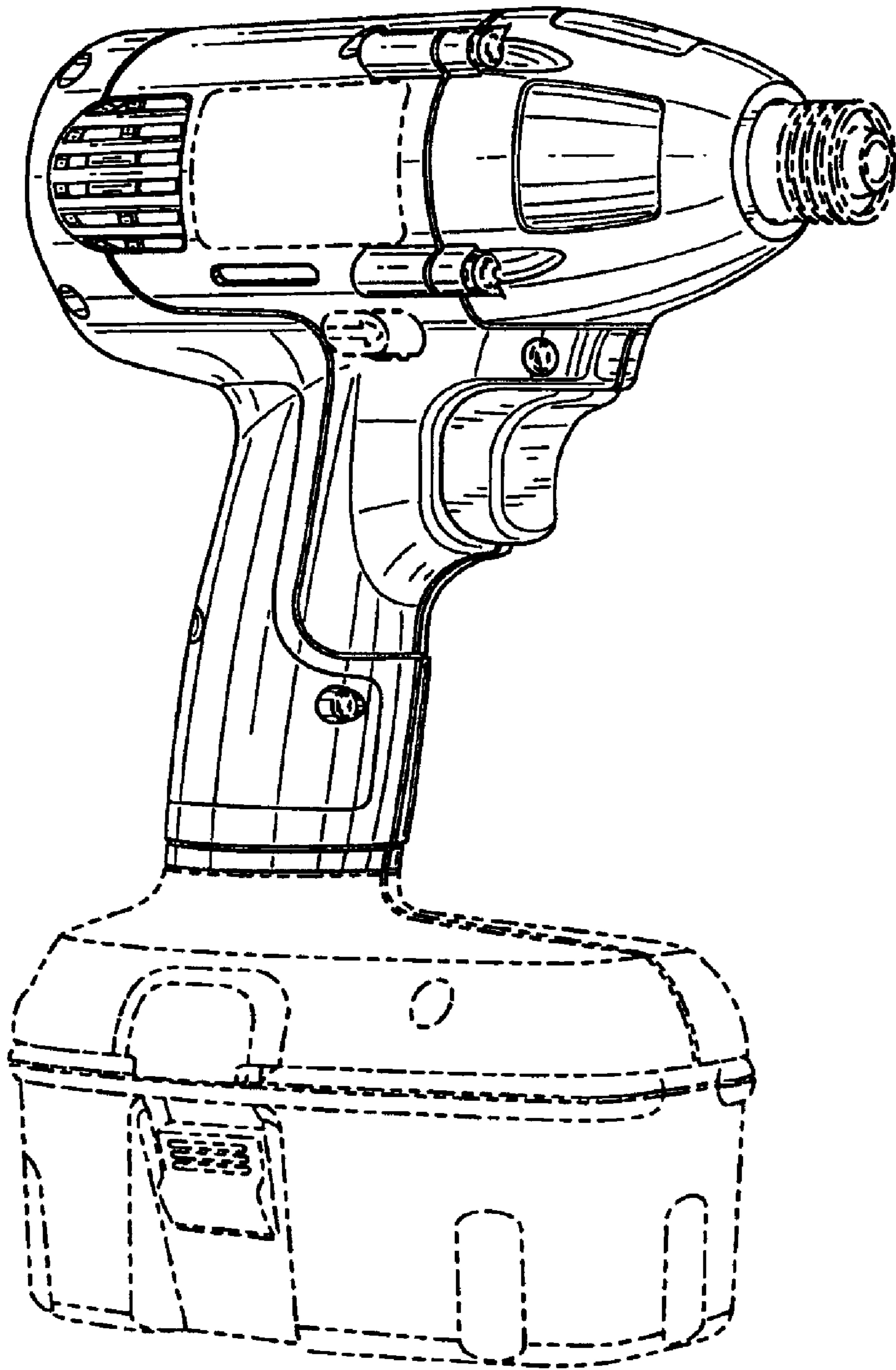


FIG. 1

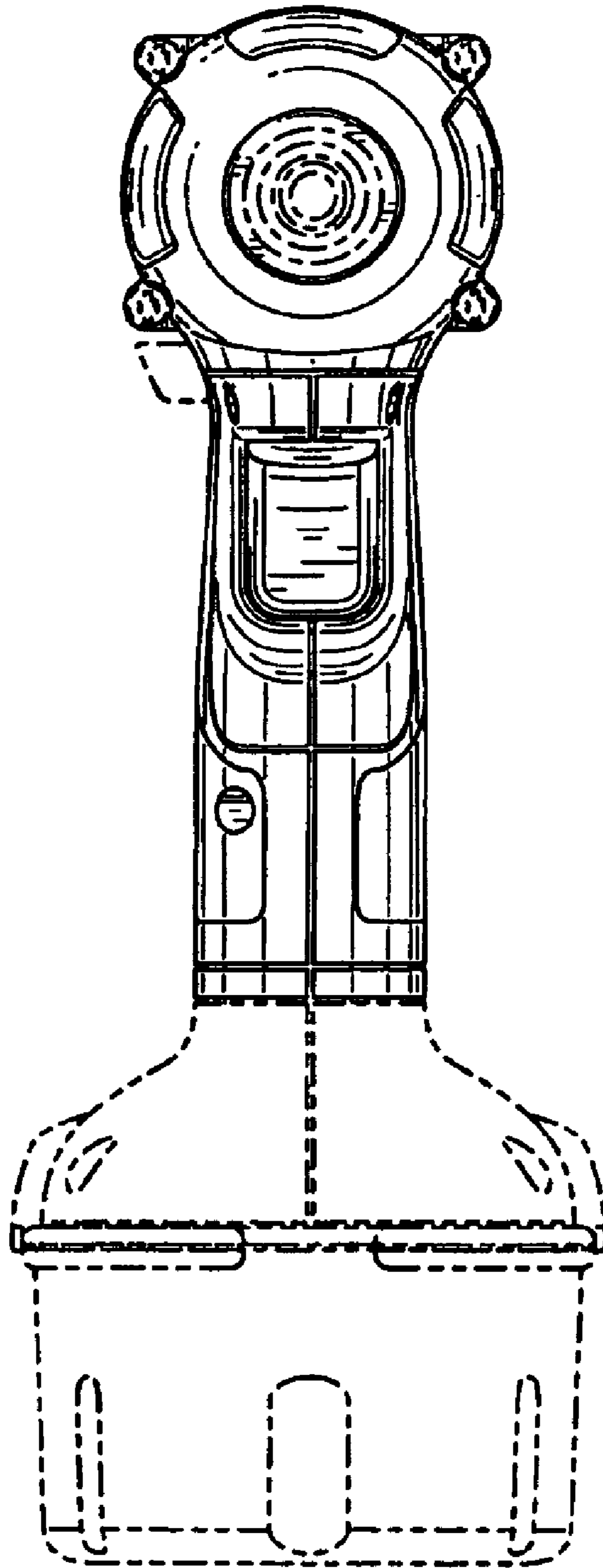


FIG. 2

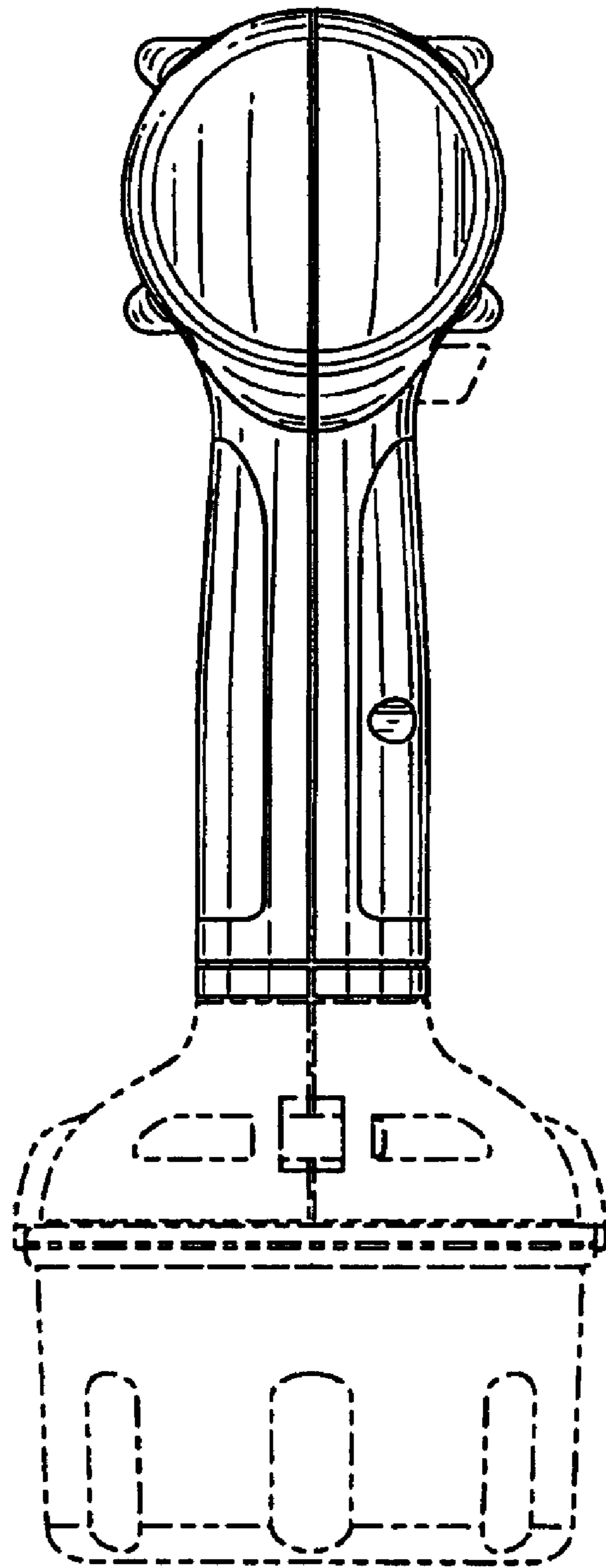


FIG. 3

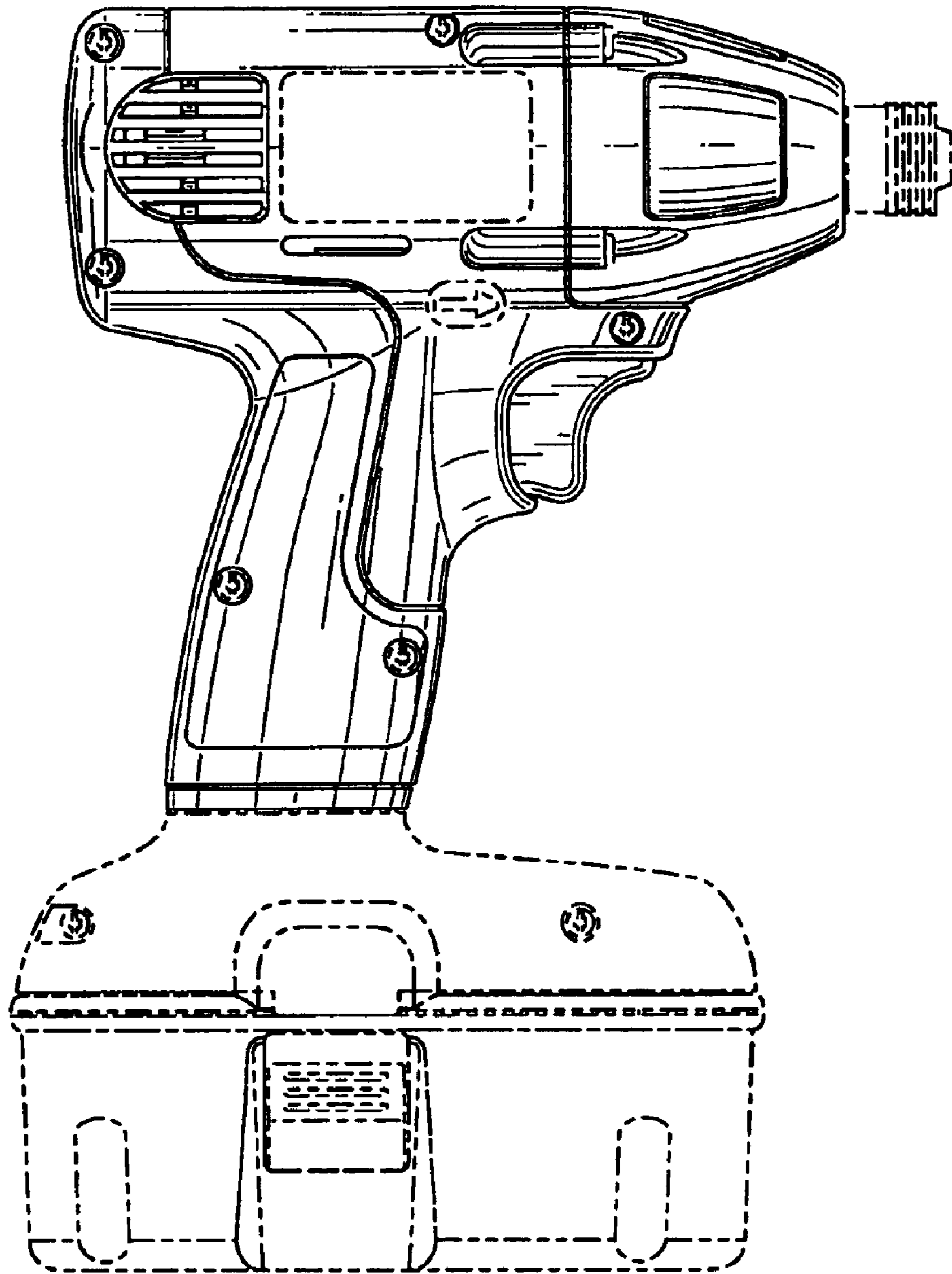


FIG. 4

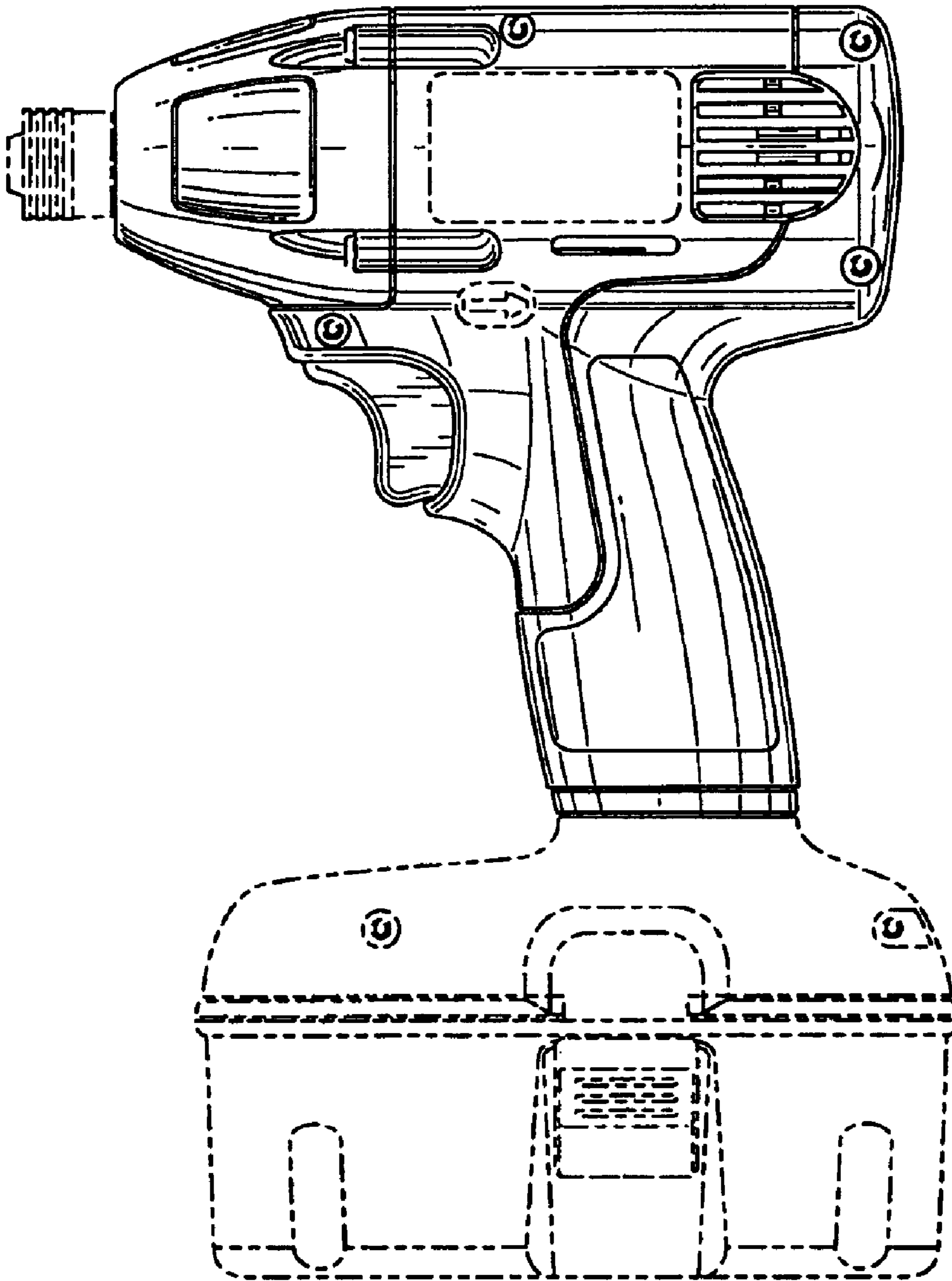


FIG. 5

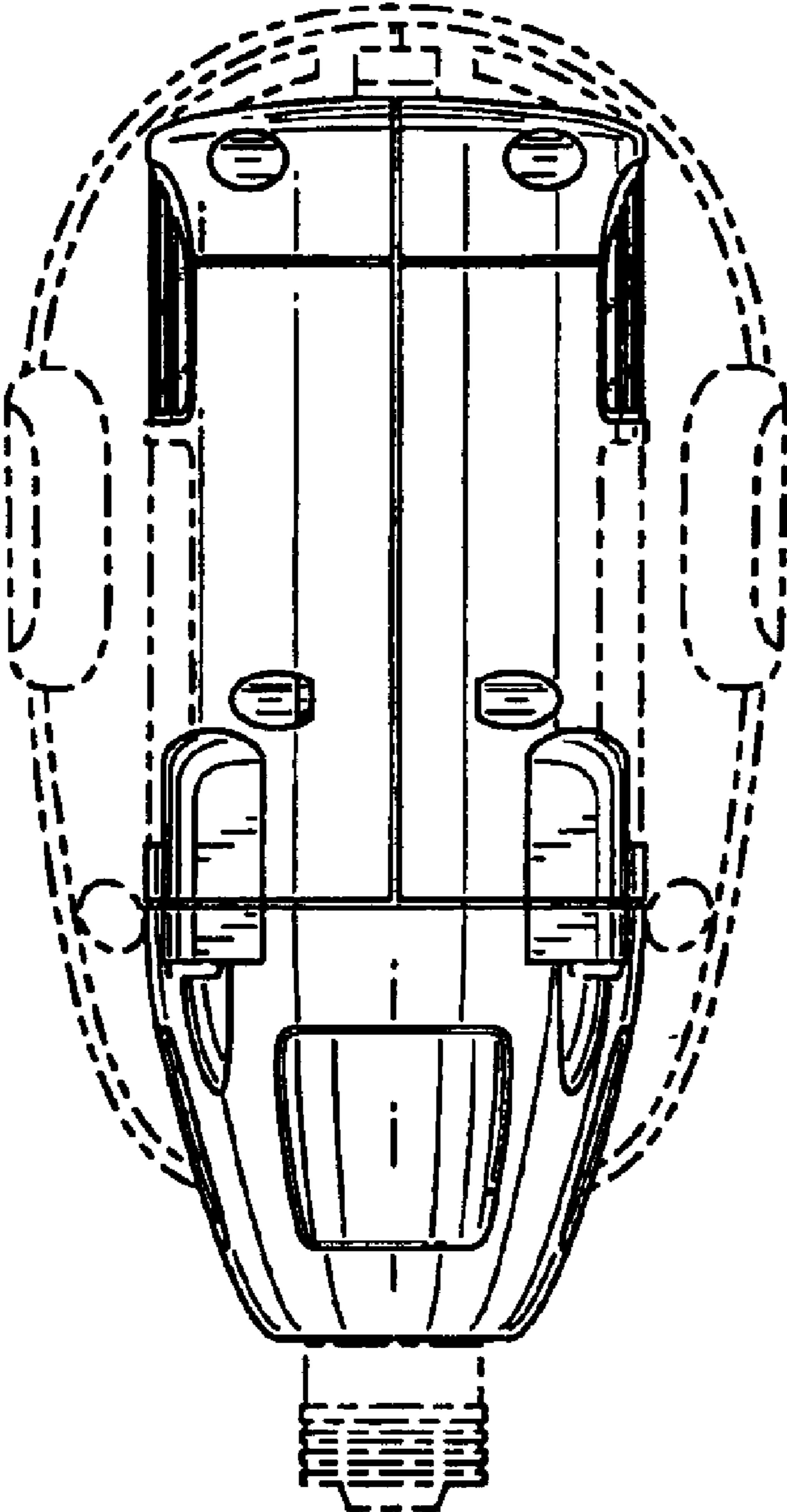


FIG. 6

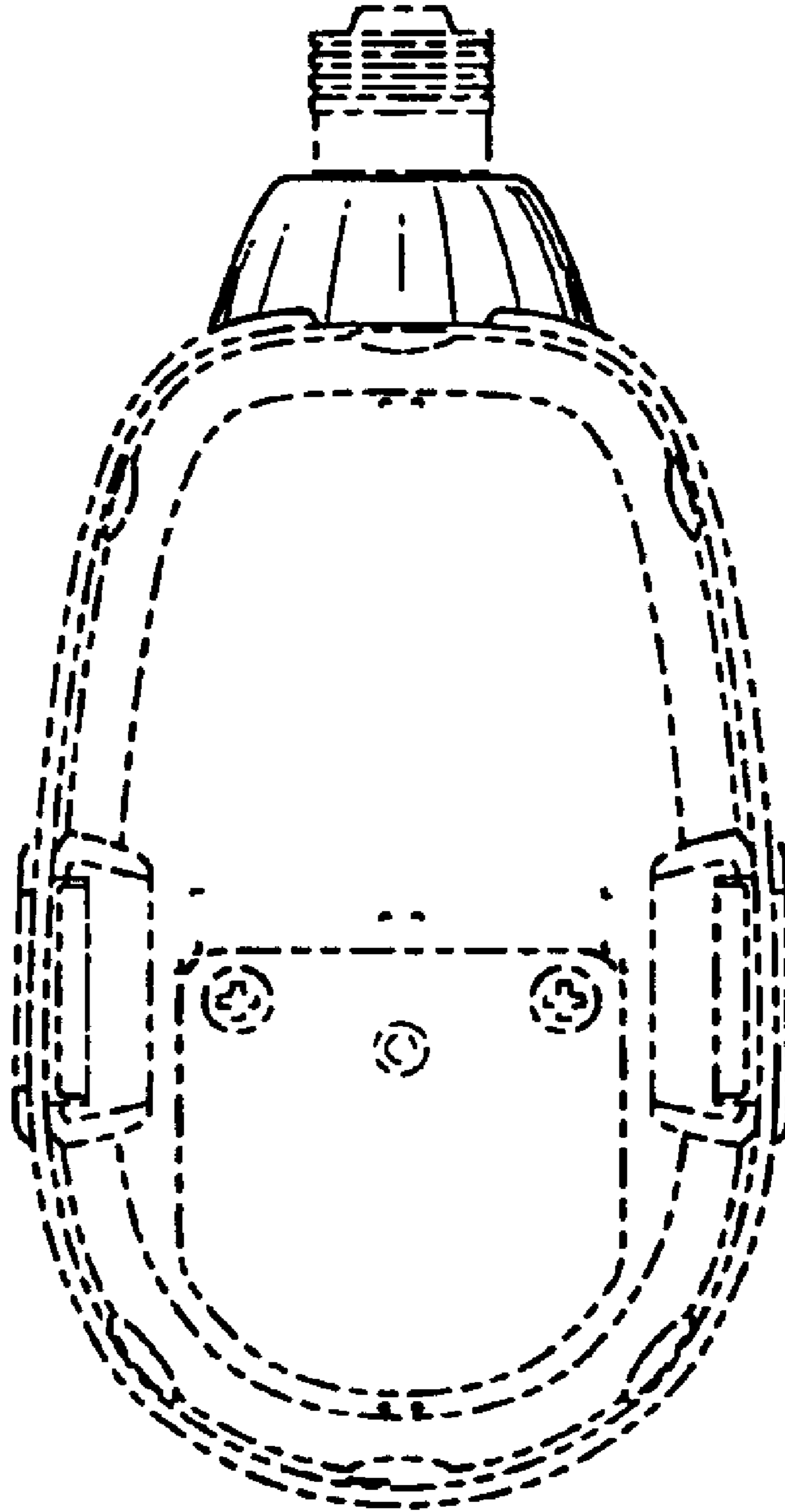


FIG. 7