

US00D503869S

(12) **United States Design Patent**  
**Hei**

(10) **Patent No.:** **US D503,869 S**  
(45) **Date of Patent:** **\*\* Apr. 12, 2005**

- (54) **SMOOTHIE MAKER**
- (75) **Inventor:** **Lam Po Hei, Kowloon (HK)**
- (73) **Assignee:** **Poking Industrial Company, LTD (HK)**
- (\*\*) **Term:** **14 Years**
- (21) **Appl. No.:** **29/192,697**
- (22) **Filed:** **Oct. 28, 2003**
- (51) **LOC (7) Cl.** ..... **31-00**
- (52) **U.S. Cl.** ..... **D7/378; D7/306; D7/376**
- (58) **Field of Search** ..... **D7/376-379, 386, D7/412, 413, 415, 306, 309, 311, 509, 523, 529, 530; 99/348; 366/197-214, 241-254, 314, 341, 349**

- D473,421 S \* 4/2003 Daniels, Jr. .... D7/378
- D474,065 S \* 5/2003 Daniels, Jr. .... D7/378
- D483,607 S \* 12/2003 Chang Chien ..... D7/384
- D484,357 S \* 12/2003 Seum et al. .... D7/378
- 2002/0080678 A1 \* 6/2002 Daniels, Jr. .... 366/205

\* cited by examiner

*Primary Examiner*—Caron D. Veynar  
(74) *Attorney, Agent, or Firm*—Moonray Kojima

(57) **CLAIM**

The ornamental design for smoothie maker, as shown and described.

**DESCRIPTION**

FIG. 1 is a top perspective view of a smoothie maker, showing my new design.  
FIG. 2 is a Front elevational view thereof.  
FIG. 3 is a Left elevational view thereof.  
FIG. 4 is a Right elevational view thereof.  
FIG. 5 is a Top view thereof.  
FIG. 6 is a Bottom view thereof; and,  
FIG. 7 is a Back elevational view thereof.

(56) **References Cited**

**U.S. PATENT DOCUMENTS**

- D277,633 S \* 2/1985 McClellan ..... D7/589
- D310,932 S \* 10/1990 Mitsubayashi ..... D7/378
- D356,713 S \* 3/1995 Groover ..... D7/306
- D422,448 S \* 4/2000 Kindig et al. .... D7/378

**1 Claim, 2 Drawing Sheets**




FIG. 1




FIG. 2




FIG. 3




FIG. 4




FIG. 5

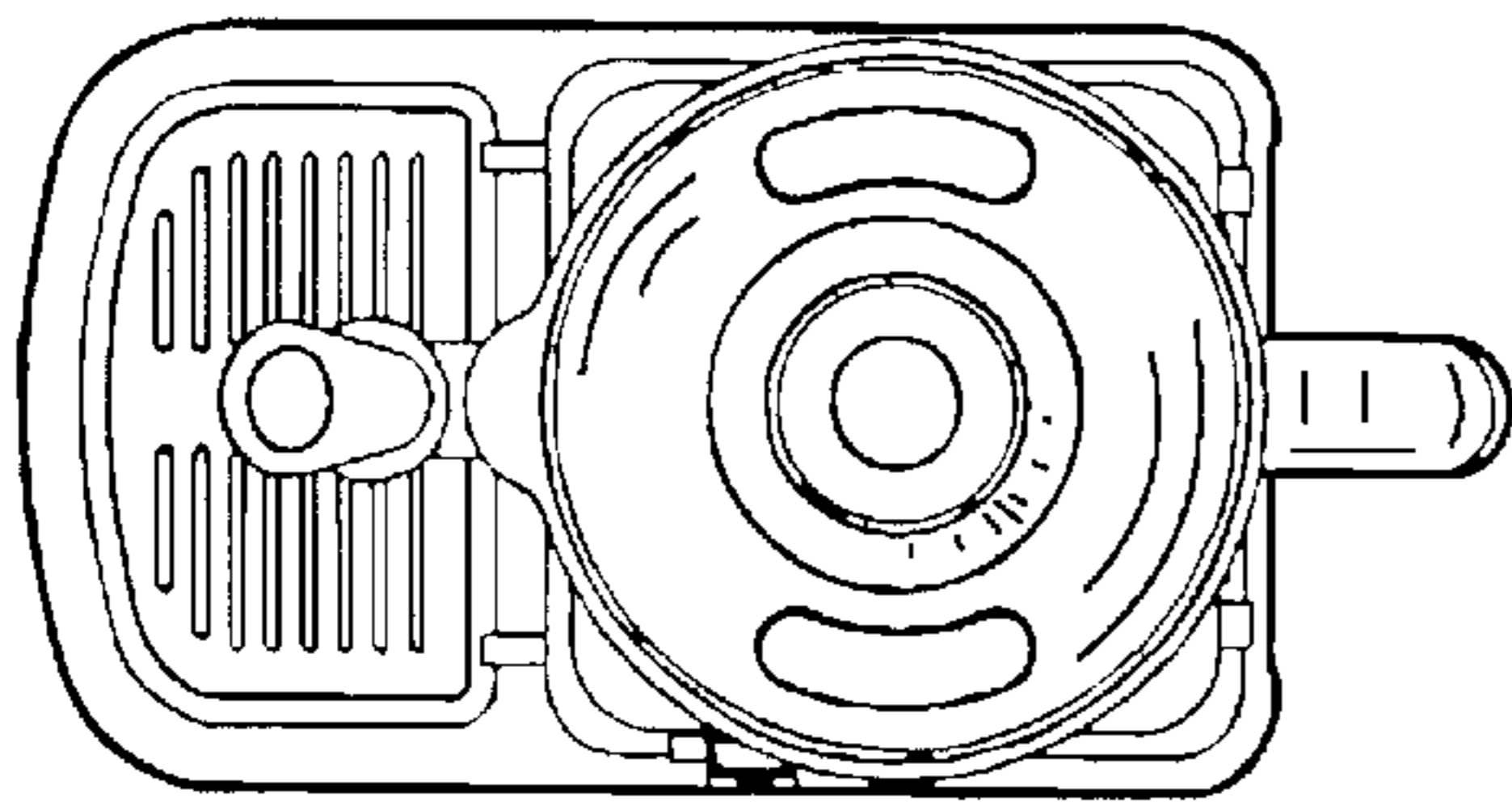


FIG. 6

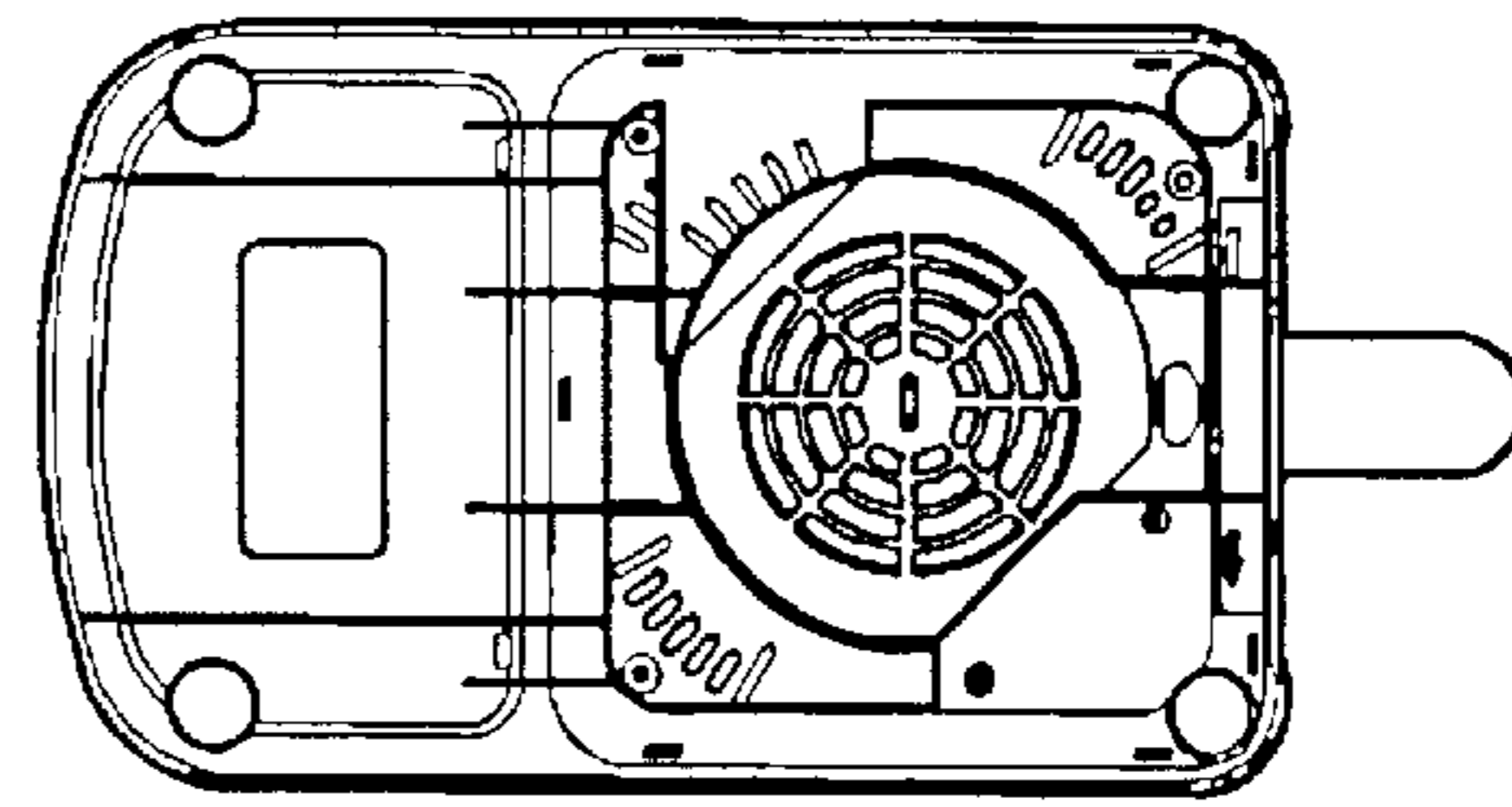


FIG. 7

