

US00D503863S

(12) **United States Design Patent**
Vanderminden, Sr.

(10) **Patent No.:** **US D503,863 S**

(45) **Date of Patent:** **** Apr. 12, 2005**

(54) **CAST TABLE TOP**

(75) **Inventor:** **Robert D. Vanderminden, Sr.,**
Granville, NY (US)

(73) **Assignee:** **Telescope Casual Furniture, Inc.,**
Granville, NY (US)

(**) **Term:** **14 Years**

(21) **Appl. No.:** **29/192,348**

(22) **Filed:** **Oct. 23, 2003**

(51) **LOC (7) Cl.** **06-03**

(52) **U.S. Cl.** **D6/487; D6/488**

(58) **Field of Search** D6/480-489, 511,
D6/495-499; 108/150, 153.1, 155, 156,
157.1, 161; 248/188, 188.1, 188.8

(56) **References Cited**

U.S. PATENT DOCUMENTS

D83,339 S	*	2/1931	Moore et al.	D6/486
D207,645 S	*	5/1967	Goetz	D6/487
4,941,413 A	*	7/1990	Vanderminden	108/157.15
D378,479 S	*	3/1997	Smith	D6/477
D411,927 S	*	7/1999	Rhienen	D6/480

D423,827 S	*	5/2000	Tseng	D6/480
D426,730 S	*	6/2000	Tseng	D6/480
D436,471 S	*	1/2001	Rehmert et al.	D6/487
D440,434 S	*	4/2001	Vanderbyl	D6/480
D492,522 S	*	7/2004	Butler	D6/511

* cited by examiner

Primary Examiner—Janice E. Seeger

(74) *Attorney, Agent, or Firm*—Francis C. Hand; Carella,
Byrne, Bain, et al.

(57) **CLAIM**

The ornamental design of a table, as shown and described.


DESCRIPTION

FIG. 1 is a front perspective view of a cast table top with a stone insert in accordance with the invention; the broken lines are for environmental purposes only and form no part of the claimed design;

FIG. 2 illustrates a top view of the cast table top of FIG. 1; FIG. 3 illustrates a front side view of the cast table top of FIG. 1, the backside view and the left and right side views of which are identical; and,

FIG. 4 illustrates a bottom view of the cast table top of FIG. 1.

1 Claim, 2 Drawing Sheets



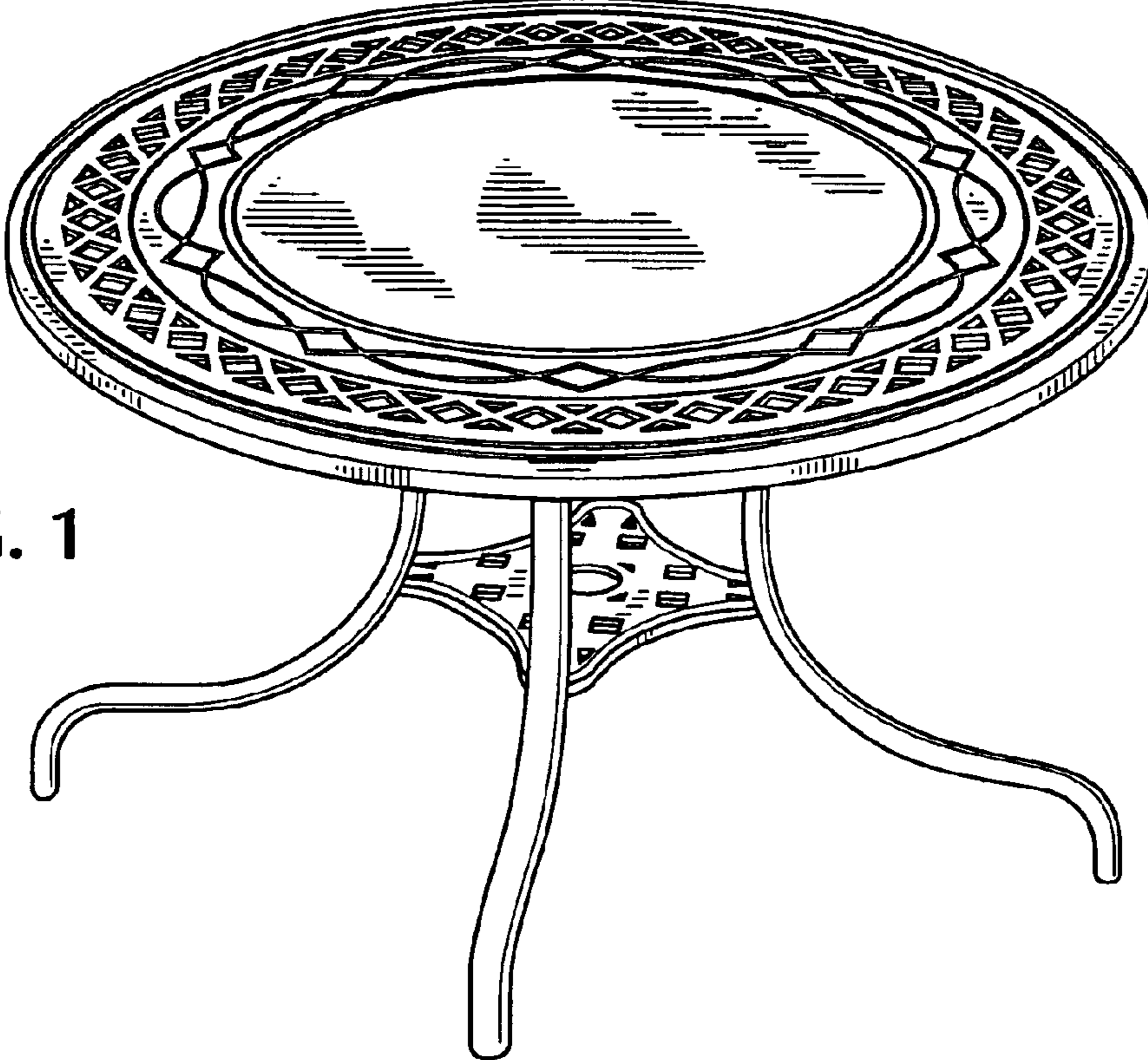


FIG. 1



FIG. 2

FIG. 3

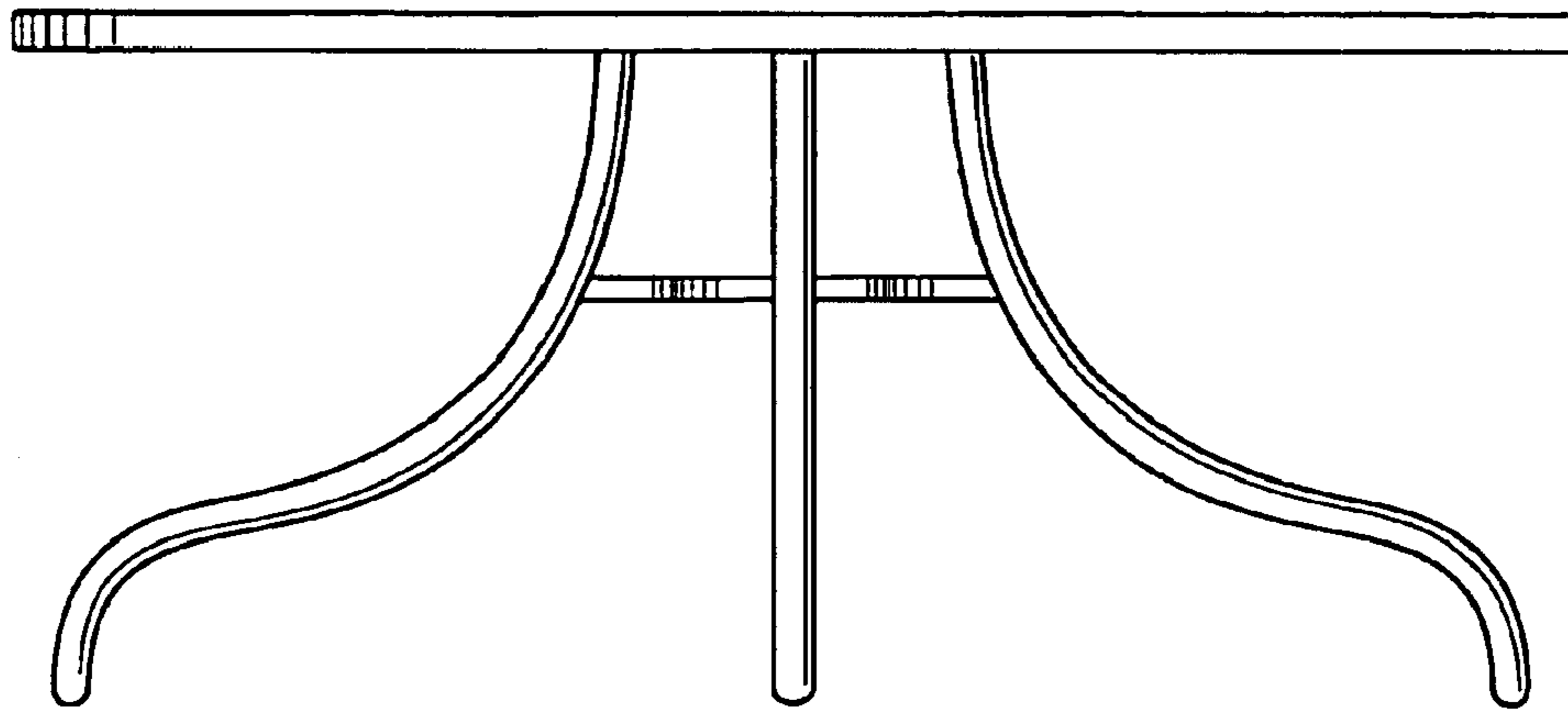



FIG. 4



UNITED STATES PATENT AND TRADEMARK OFFICE
CERTIFICATE OF CORRECTION

PATENT NO. : Des. 503,863 S
DATED : April 12, 2005
INVENTOR(S) : Robert D. Vanderminden, Sr.

Page 1 of 4

It is certified that error appears in the above-identified patent and that said Letters Patent is hereby corrected as shown below:

Delete Title page and substitute the attached Title page.

Delete drawing sheets 1-4 and substitute attached drawing sheets 1-2 and 2-2.

Signed and Sealed this

Seventh Day of February, 2006

A handwritten signature in black ink on a light gray dotted background. The signature reads "Jon W. Dudas" in a cursive style.

JON W. DUDAS

Director of the United States Patent and Trademark Office

(12) **United States Design Patent**
Vanderminden, Sr.

(10) Patent No.: **US D503,863 S**
 (45) Date of Patent: **** Apr. 12, 2005**

(54) **CAST TABLE TOP**

(75) Inventor: **Robert D. Vanderminden, Sr.,**
Granville, NY (US)

(73) Assignee: **Telescope Casual Furniture, Inc.,**
Granville, NY (US)

(**) Term: **14 Years**

(21) Appl. No.: **29/192,348**

(22) Filed: **Oct. 23, 2003**

(51) LOC (7) Cl. **06-03**

(52) U.S. Cl. **D6/487; D6/488**

(58) Field of Search **D6/480-489, 511,**
D6/495-499; 108/150, 153.1, 155, 156,
157.1, 161; 248/188, 188.1, 188.8

(56) **References Cited**

U.S. PATENT DOCUMENTS

D83,339 S * 2/1931 Moore et al. D6/486
 D207,645 S * 5/1967 Goetz D6/487
 4,941,413 A * 7/1990 Vanderminden 108/157.15
 D378,479 S * 3/1997 Smith D6/477
 D411,927 S * 7/1999 Rhienen D6/480

D423,827 S * 5/2000 Tseng D6/480
 D426,730 S * 6/2000 Tseng D6/480
 D436,471 S * 1/2001 Rehmer et al. D6/487
 D440,434 S * 4/2001 Vanderhyl D6/480
 D492,522 S * 7/2004 Butler D6/511

* cited by examiner

Primary Examiner—Janice E. Seeger

(74) *Attorney, Agent, or Firm*—Francis C. Hand; Carella,
 Byrne, Bain, et al.

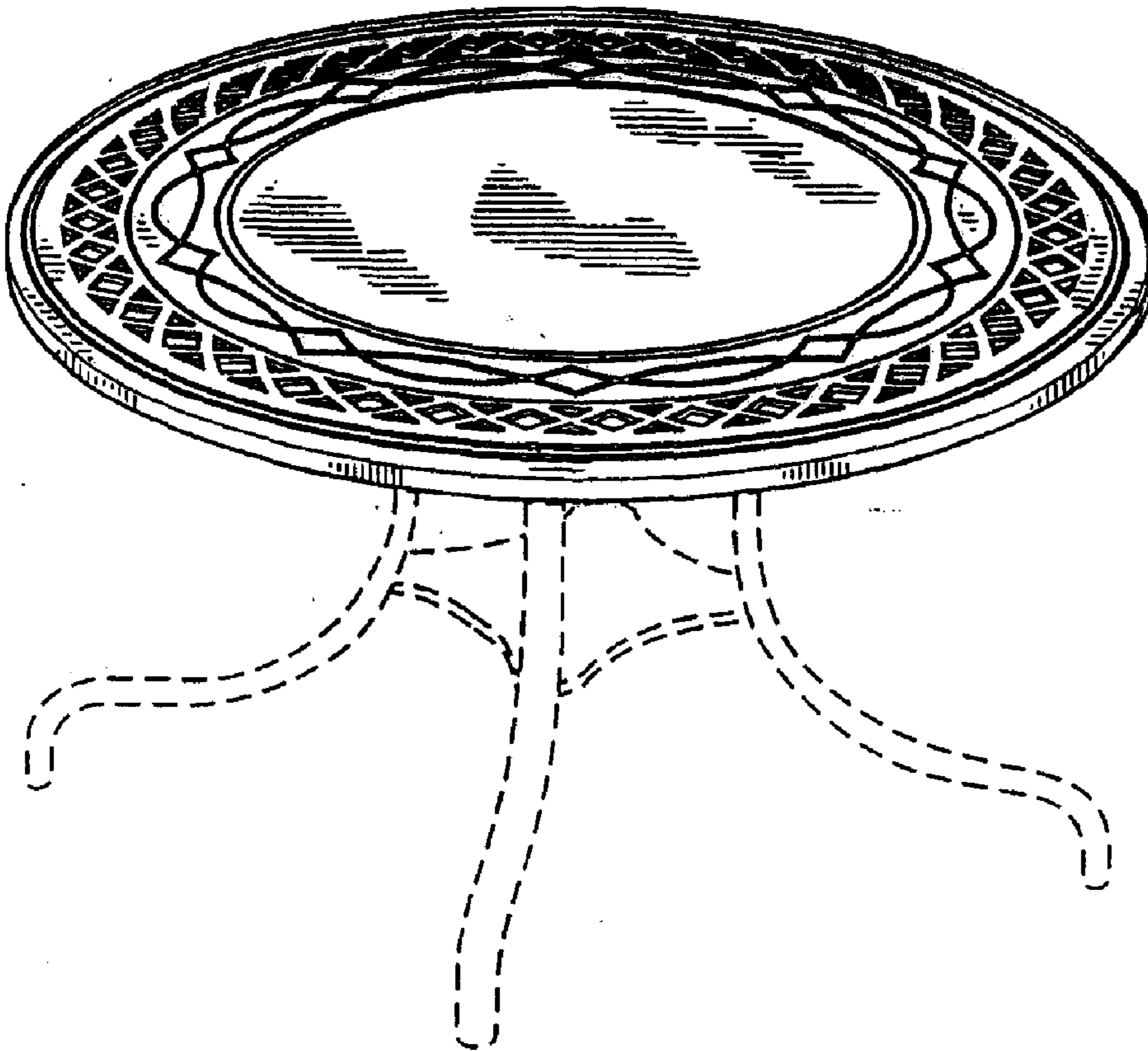
(57) **CLAIM**

The ornamental design of a table, as shown and described.

DESCRIPTION

FIG. 1 is a front perspective view of a cast table top with a stone insert in accordance with the invention; the broken lines are for environmental purposes only and form no part of the claimed design;
 FIG. 2 illustrates a top view of the cast table top of FIG. 1;
 FIG. 3 illustrates a front side view of the cast table top of FIG. 1, the backside view and the left and right side views of which are identical; and,
 FIG. 4 illustrates a bottom view of the cast table top of FIG. 1.

1 Claim, 2 Drawing Sheets



U.S. Patent

Apr. 12, 2005

Sheet 1 of 2

D503,863 S

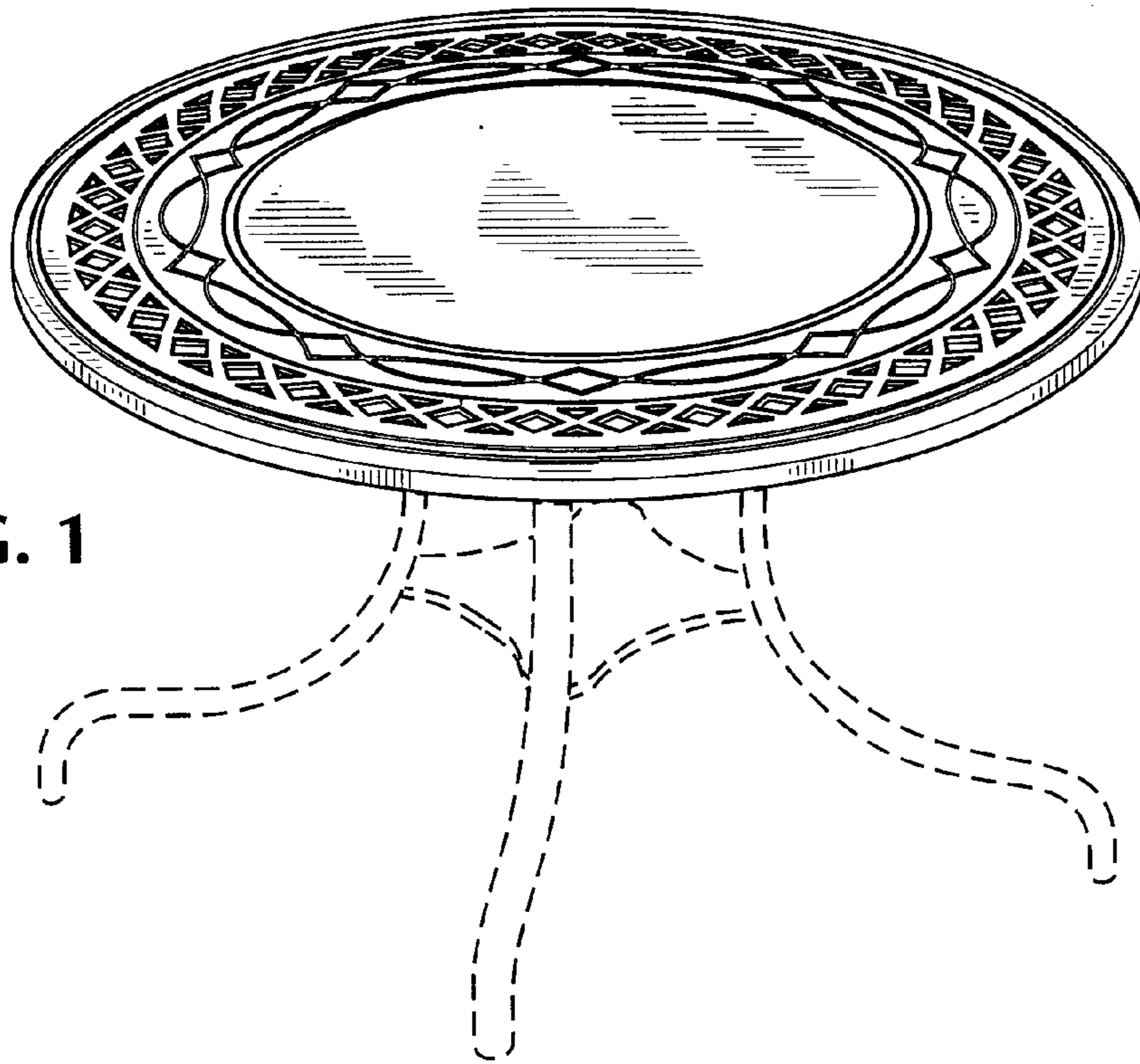


FIG. 1



FIG. 2

FIG. 3

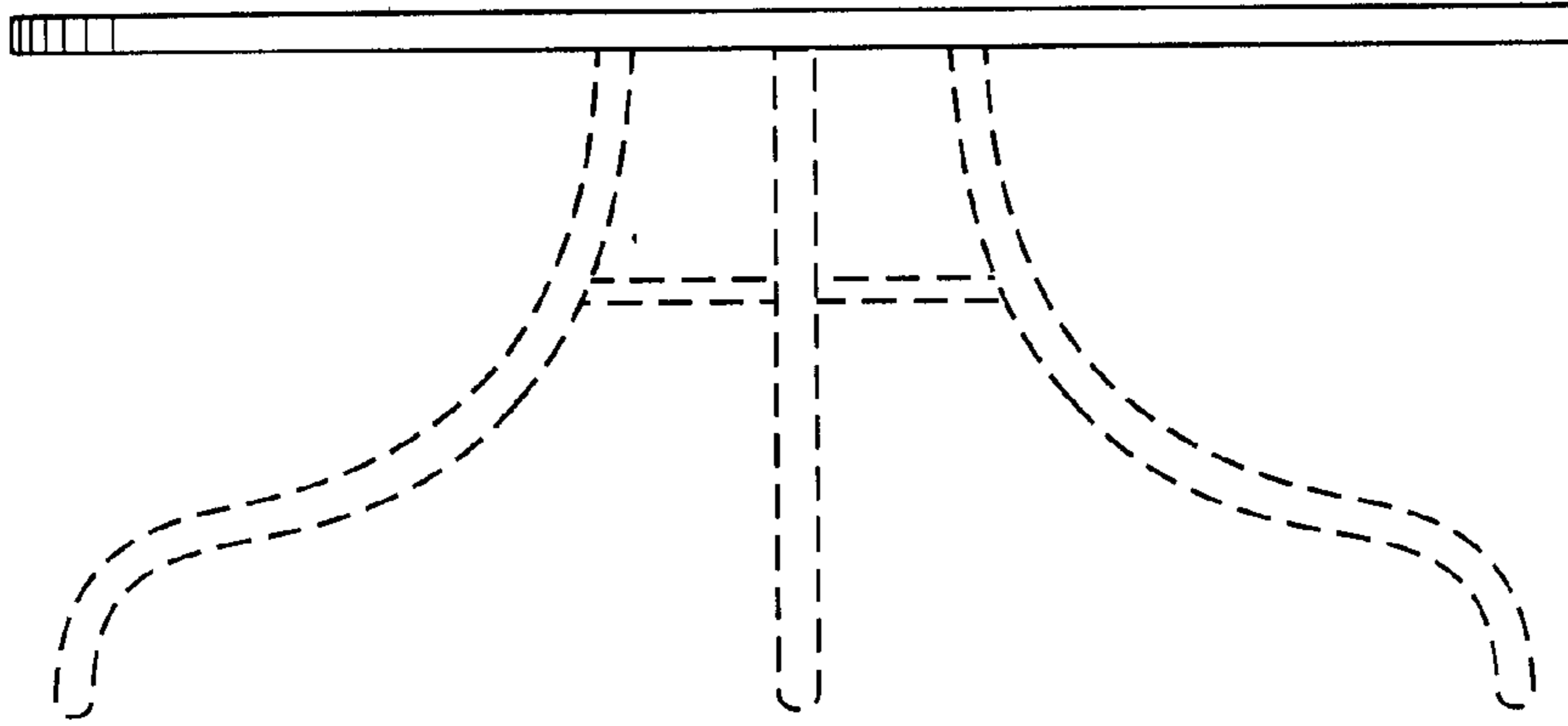


FIG. 4

